

DOWNERS GROVE SANITARY DISTRICT
GENERAL MANAGER'S REPORT
November 16, 2018

November Board Meeting

Copies of the following items are enclosed for the November 20, 2018 meeting:

- 1) Proposed Agenda
- 2) Minutes of the October 16, 2018 regular meeting
- 3) Claim Ordinance 1871
- 4) Review of Operations – DRSCW Membership
- 5) Certificate of Deposit Approvals – CIT Bank and TriState Capital Bank

BOLI Meeting

There is no BOLI meeting scheduled for November.

Operations Reports

Copies of the following are enclosed for October operations:

- 1) Progress Report from Clay on Administrative Services activities.
- 2) The WWTC Operations Report from Marc.
- 3) The WWTC/Lift Station Maintenance Report from Jeff.
- 4) Progress Report from Bob on Collection System Maintenance activities.
- 5) Progress Report from Ted on Collection System Construction activities.
- 6) Progress Report from Reese on Laboratory activities.

Infiltration/Inflow Removal Work

Inspection efforts on private property under the I/I program with the intention of conducting I/I removal is ongoing in the 1-K-028 (Cass and Burlington, WT) area. A map showing progress for this area is included here, as well as a status summary sheet.

Flow metering continues, including meters in the 1-M-050 (55th and Victor, DG) vicinity to evaluate post-rehabilitation and I/I reduction performance.

Financial

A copy of the Investment Schedule as of October 31, 2018 is enclosed.

The Treasurer's Report for October, 2018 covering the first six months of FY 18-19 is included here, along with a summary cover memo.

Meetings

I attended the following meetings since the October 12, 2018 General Manager's report:

-November 8 presented at DRSCW POTW Permit workshop in Lombard. Larry also attended.

-November 9 attended IAWA technical meeting in Utica, IL. Larry and Clay also attended.
-November 13 attended Illinois Nutrient Loss Reduction Strategy Update meeting in Champaign, IL.

Miscellaneous

I was on vacation October 19-26, and took two days off sick on October 31 – November 1.

Copies of the following items are enclosed:

- 1) General Manager's Reports to Employees dated October 26 and November 9, 2018.
- 2) Letter to IEPA regarding manhole overflow.

cc: WDVB, ASK, PWC, BOLI, TTC, WCC, MGP

**DOWNERS GROVE SANITARY DISTRICT
BOARD OF TRUSTEES MEETING
NOVEMBER 20, 2018 – 7:00 PM**

PROPOSED AGENDA

- I. APPROVAL OF REGULAR MEETING MINUTES – OCTOBER 16, 2018
- II. APPROVAL OF CLAIM ORDINANCE NO. 1871
- III. PUBLIC COMMENT
- IV. OLD BUSINESS
- V. NEW BUSINESS
 - A. OPERATIONS REPORT – DRSCW MEMBERSHIP
 - B. CERTIFICATE OF DEPOSIT APPROVALS
 1. CIT BANK
 2. TRISTATE CAPITAL BANK

MINUTES

The monthly meeting of the Downers Grove Sanitary District Board of Trustees was held on Tuesday, October 16, 2018, convening at 7:00 p.m. The meeting was held at the District's Administration Center, 2710 Curtiss Street, Downers Grove. Present were President Wallace D. Van Buren, Trustee Amy S. Kovacevic, Trustee Paul W. Coultrap, General Manager Nicholas J. Menninga, Administrative Supervisor W. Clay Campbell, Laboratory Supervisor D. Reese Berry and Information Coordinator Alyssa J. Caballero.

Minutes of Regular Meeting – September 18, 2018

A motion was made by Trustee Coultrap seconded by Trustee Kovacevic approving the minutes of the regular meeting held on September 18, 2018 as presented and authorizing the President and Clerk to sign same. The motion carried. (Votes recorded: Ayes–Van Buren, Kovacevic and Coultrap.)

Change Order - 2018 Paving Contract

A motion was made by Trustee Kovacevic seconded by Trustee Coultrap approving Change Order 1, (Final), to the 2018 Paving Contract with R. W. Dunteman Co., for a net increase in contract cost of \$24,558.85 as presented and authorizing the General Manager to sign same. The motion carried. (Votes recorded: Ayes–Van Buren, Kovacevic and Coultrap.)

Claim Ordinance No. 1870

A motion was made by Trustee Kovacevic seconded by Trustee Coultrap adopting Claim Ordinance No. 1870 in the total amount of \$1,569,427.39 as presented and authorizing the President and Clerk to sign same. The motion carried. (Votes recorded: Ayes–Van Buren, Kovacevic and Coultrap.)

Public Comment – None

Old Business – None

New Business:

Open House Summary

Administrative Supervisor Campbell presented a summary of the 29th annual Open House held on October 6. A total of 191 people attended and 14 tours were given to 167 people.

Electric Supply Procurement for 2019

General Manager Menninga presented the results of a Request for Proposals from electric suppliers sent out on October 2. The results were utilized for selecting the District's electricity supplier starting in November 2018 through November 2019. The District received five proposals from suppliers. The proposal from Hudson Energy Services LLC, featuring day-ahead LMP pricing and rolling all other supply costs into a single per kilowatt-hour adder rate of \$0.00175, is expected to have the lowest cost, assuming no major changes in electricity usage in the coming year. He recommended

the District accept the offer from Hudson Energy Services LLC for the supply of electricity in accordance with their proposal. A motion by Trustee Kovacevic seconded by Trustee Coultrap was made to accept the pricing offer from Hudson Energy Services LLC for the supply of electricity for the period from November 2018 to November 2019, and to authorize the General Manager to sign the associated electric supply agreement. The motion carried. (Votes recorded: Ayes–Van Buren, Kovacevic and Coultrap.)

Annexation Ordinance AO 2018-05, 2200 Warrenville Road, Downers Grove

General Manager Menninga presented Annexation Ordinance No. AO 2018-05 for the annexation of one lot located at 2200 Warrenville, Downers Grove. A motion was made by Trustee Coultrap seconded by Trustee Kovacevic accepting the Petition for Annexation, adopting Annexation Ordinance No. AO 2018-05 as presented and authorizing the President and Clerk to sign same. The motion carried. (Votes recorded: Ayes–Van Buren, Kovacevic and Coultrap.)

Operations Report – Pretreatment and Surcharge Programs

Laboratory Supervisor Berry presented an operations report reviewing the District’s pretreatment and surcharge programs. The report discussed Federal rules, local ordinance provisions, pretreatment permitting, sampling programs, surcharge billing and other pretreatment activities.

Other New Business

Trustee Coultrap congratulated staff on their hard work for the District’s annual Open House event and congratulated General Manager Menninga and Trustee Van Buren for receiving awards during the IAWA conference. He inquired about the filing of the District's FY17-18 audit with appropriate government bodies and making it available for public review and the flu shot offered to employees in October. He also acknowledged the District had received its permit from BNSF to perform geotechnical investigation work on the District's outfall pipe. He stated that he was very appreciative of the letter received from Hugh Williams, a former District trustee.

Trustee Kovacevic congratulated staff on their hard work for the District’s annual Open House event and congratulated General Manager Menninga and Trustee Van Buren for receiving awards during the IAWA conference. She acknowledged the Maintenance Department's recent roofing project for Digester 1 & 2 Control Building and the East Lab and that the work came in under budget. She inquired about staff digitizing the permit application process and stated that she was also very appreciative of the letter received from Hugh Williams, a former District trustee.

Trustee Van Buren verified that the District's last currently open BURP claim had been closed. He also inquired about installation of the new replacement CHP equipment, installation of new LED bulbs in the Administration Center and employee participation in the District's voluntary life insurance benefit offering. Finally, he asked about the construction progress of the Westmont Alley Sewer Rehabilitation Project and if there was substantial damage to the District's walnut grove by a recent storm.

A motion was made by Trustee Coultrap seconded by Trustee Kovacevic to adjourn the regular meeting at 8:48 p.m. The motion carried.

Approved: November 20, 2018

President

Attest: _____
Clerk

Downers Grove, Illinois

Date: November 20, 2018

Claim Ordinance No. 1871

An Ordinance Providing for the Payment of Certain Claims.

WHEREAS, it appears to the Board of Trustees of the Downers Grove Sanitary District that there are certain claims against said District which would be allowed and paid therefore,

BE IT ORDAINED, by the Board of Trustees of the Downers Grove Sanitary District

That the following claims be and they are hereby approved and ordered paid and that an order be drawn on the Treasurer of said District out of the funds shown below. Said claims, totaling **\$572,474.43** being in words and figures as follows:

GENERAL LEDGER RECAP

DATE 10/16/18 PERIOD END 10/15/18 PAGE 4

Payroll Ending Date: 10/15/18
 Payroll Paid Date: 10/17/18
 GL Date: 11/30/18

G/L NUMBER	COST DESCRIPTION	DEBIT	CREDIT
01-00.1001	CASH - PAYROLL ACCOUNT		20027.60-
01-00.2000	FEDERAL TAX WITHHELD		2682.36-
01-00.2001	STATE TAX WITHHELD		1381.26-
01-00.2002	SOCIAL SECURITY WITHHELD		1972.85-
01-00.2003	IMRF WITHHELD		1419.32-
01-00.2013	CREDIT UNION WITHHELD		800.00-
01-00.2014	VOLUNTARY ADDITIONAL PENSION CONTRIBUTION		1636.72-
01-00.2020	DEFERRED COMPENSATION WITHHELD - ICMARC		300.00-
01-00.2021	FLEXIBLE ACCOUNT WITHHELD - MEDICAL		100.00-
01-00.2024	FLEXIBLE ACCOUNT WITHHELD - PREM CONVERSION		359.89-
01-00.2025	EMPLOYEE INS PREM CONTRIBUTION - POST TAX		198.03-
01-00.2026	DEFERRED COMPENSATION WITHHELD - IPPFA		1000.00-
01-11.A003	GENERAL MANAGEMENT	8335.41	
01-11.A004	FINANCIAL RECORDS	276.22	
01-11.A007	CODE ENFORCEMENT	9113.50	
01-11.A008	SAFETY ACTIVITIES	81.72	
01-12.A009	OPERATIONS MANAGEMENT	4202.83	
01-12.A011	MAINTENANCE - WWTC	2711.15	
01-12.A014	MAINTENANCE - ELECTRICAL	76.15	
01-12.A021	WWTC - OPERATIONS	825.71	
01-12.A023	WWTC - ENERGY RECOVERY	43.63	
01-12.A030	BUILDING AND GROUNDS	1545.70	
01-13.A009	OPERATIONS MANAGEMENT	2413.04	
01-13.A042	LAB - PRETREATMENT	1379.85	
01-13.A044	LAB - BOD	80.46	
01-13.A048	LAB - ENERGY RECOVERY	180.93	
01-15.A009	OPERATIONS MANAGEMENT	561.30	
01-15.A080	LIFT STATION MAINTENANCE	50.43	
		31878.03	31878.03-

GENERAL LEDGER RECAP

DATE 10/24/18 PERIOD END 10/20/18 PAGE 6

Payroll Ending Date: 10/20/18
Payroll Paid Date: 10/26/18
GL Date: 11/30/18

G/L NUMBER	COST DESCRIPTION	DEBIT	CREDIT
01-00.1001	CASH - PAYROLL ACCOUNT		53370.74-
01-00.2000	FEDERAL TAX WITHHELD		8647.24-
01-00.2001	STATE TAX WITHHELD		3599.86-
01-00.2002	SOCIAL SECURITY WITHHELD		6151.57-
01-00.2003	IMRF WITHHELD		3579.52-
01-00.2012	WAGE DEDUCTION ORDER		627.23-
01-00.2013	CREDIT UNION WITHHELD		2399.31-
01-00.2014	VOLUNTARY ADDITIONAL PENSION CONTRIBUTION		1568.46-
01-00.2017	VOLUNTARY GROUP LIFE		16.00-
01-00.2021	FLEXIBLE ACCOUNT WITHHELD - MEDICAL		345.50-
01-00.2022	FLEXIBLE ACCOUNT WITHHELD - DEPENDENT CARE		36.00-
01-00.2024	FLEXIBLE ACCOUNT WITHHELD - PREM CONVERSION		1070.10-
01-00.2025	EMPLOYEE INS PREM CONTRIBUTION - POST TAX		342.45-
01-00.2028	DC PLAN LOAN REPAYMENT WITHHELD		110.51-
01-11.A003	GENERAL MANAGEMENT	1034.68	
01-11.A004	FINANCIAL RECORDS	7179.28	
01-11.A005	ADMINISTRATIVE RECORDS	1541.52	
01-11.A007	CODE ENFORCEMENT	5858.78	
01-12.A011	MAINTENANCE - WWTC	11883.30	
01-12.A012	MAINTENANCE - VEHICLES	320.32	
01-12.A013	MAINTENANCE - ENERGY RECOVERY	1654.74	
01-12.A014	MAINTENANCE - ELECTRICAL	3268.27	
01-12.A021	WWTC - OPERATIONS	11758.92	
01-12.A022	WWTC - SLUDGE HANDLING	7073.60	
01-12.A023	WWTC - ENERGY RECOVERY	1244.59	
01-12.A030	BUILDING AND GROUNDS	1042.56	
01-13.A041	LAB - WWTC	5080.22	
01-13.A048	LAB - ENERGY RECOVERY	149.48	
01-14.A051	SEWER MAINTENANCE	9042.65	
01-14.A054	SEWER MAINTENANCE - BACKUPS AND HIGH FLOWS	284.94	
01-14.A062	INSPECTION - CONSTRUCTION OF DGSD PROJECTS	4359.57	
01-14.A063	INSPECTION - PERMIT INSPECTIONS	559.06	
01-14.A064	INSPECTION - MISCELLANEOUS	4480.23	
01-14.A065	INSPECTION - CONSTR BY VILLAGES, UTILITIES	1535.41	
01-14.A066	INSPECTION - CODE ENFORCEMENT	916.71	
01-14.A072	SEWER INVESTIGATIONS	110.54	
01-15.A080	LIFT STATION MAINTENANCE	1485.12	
		81864.49	81864.49-

GENERAL LEDGER RECAP

DATE 11/02/18 PERIOD END 10/31/18 PAGE 4

Payroll Ending Date: 10/31/18
 Payroll Paid Date: 11/02/18
 GL Date: 11/30/18

G/L NUMBER	COST DESCRIPTION	DEBIT	CREDIT
01-00.1001	CASH - PAYROLL ACCOUNT		23688.73-
01-00.2000	FEDERAL TAX WITHHELD		2895.07-
01-00.2001	STATE TAX WITHHELD		1583.27-
01-00.2002	SOCIAL SECURITY WITHHELD		2317.59-
01-00.2003	IMRF WITHHELD		1419.18-
01-00.2013	CREDIT UNION WITHHELD		800.00-
01-00.2014	VOLUNTARY ADDITIONAL PENSION CONTRIBUTION		1636.30-
01-00.2017	VOLUNTARY GROUP LIFE		80.00-
01-00.2020	DEFERRED COMPENSATION WITHHELD - ICMARC		300.00-
01-00.2021	FLEXIBLE ACCOUNT WITHHELD - MEDICAL		100.00-
01-00.2024	FLEXIBLE ACCOUNT WITHHELD - PREM CONVERSION		359.89-
01-00.2025	EMPLOYEE INS PREM CONTRIBUTION - POST TAX		198.03-
01-00.2026	DEFERRED COMPENSATION WITHHELD - IPPFA		1000.00-
01-11.A001	TRUSTEES	4500.00	
01-11.A003	GENERAL MANAGEMENT	9550.55	
01-11.A004	FINANCIAL RECORDS	736.56	
01-11.A005	ADMINISTRATIVE RECORDS	63.76	
01-11.A007	CODE ENFORCEMENT	8934.80	
01-11.A008	SAFETY ACTIVITIES	106.41	
01-12.A009	OPERATIONS MANAGEMENT	2929.22	
01-12.A011	MAINTENANCE - WWTC	3350.22	
01-12.A013	MAINTENANCE - ENERGY RECOVERY	288.66	
01-12.A014	MAINTENANCE - ELECTRICAL	510.43	
01-12.A021	WWTC - OPERATIONS	1008.38	
01-12.A023	WWTC - ENERGY RECOVERY	398.99	
01-12.A030	BUILDING AND GROUNDS	243.90	
01-13.A009	OPERATIONS MANAGEMENT	3463.74	
01-13.A042	LAB - PRETREATMENT	226.06	
01-15.A009	OPERATIONS MANAGEMENT	66.38	
		36378.06	36378.06-

GENERAL LEDGER RECAP

DATE 11/08/18 PERIOD END 11/03/18 PAGE 6

Payroll Ending Date: 11/03/18
 Payroll Paid Date: 11/09/18
 GL Date: 11/30/18

G/L NUMBER	COST DESCRIPTION	DEBIT	CREDIT
01-00.1001	CASH - PAYROLL ACCOUNT		51824.84-
01-00.2000	FEDERAL TAX WITHHELD		9063.54-
01-00.2001	STATE TAX WITHHELD		3775.80-
01-00.2002	SOCIAL SECURITY WITHHELD		6110.85-
01-00.2003	IMRF WITHHELD		3505.38-
01-00.2012	WAGE DEDUCTION ORDER		627.23-
01-00.2013	CREDIT UNION WITHHELD		2399.31-
01-00.2014	VOLUNTARY ADDITIONAL PENSION CONTRIBUTION		1864.13-
01-00.2017	VOLUNTARY GROUP LIFE		256.00-
01-00.2021	FLEXIBLE ACCOUNT WITHHELD - MEDICAL		345.50-
01-00.2022	FLEXIBLE ACCOUNT WITHHELD - DEPENDENT CARE		36.00-
01-00.2024	FLEXIBLE ACCOUNT WITHHELD - PREM CONVERSION		1070.10-
01-00.2025	EMPLOYEE INS PREM CONTRIBUTION - POST TAX		342.45-
01-00.2028	DC PLAN LOAN REPAYMENT WITHHELD		110.51-
01-11.A003	GENERAL MANAGEMENT	1248.61	
01-11.A004	FINANCIAL RECORDS	6930.59	
01-11.A005	ADMINISTRATIVE RECORDS	2374.98	
01-11.A007	CODE ENFORCEMENT	6227.33	
01-11.A030	BUILDING AND GROUNDS	200.90	
01-12.A011	MAINTENANCE - WWTC	12307.27	
01-12.A012	MAINTENANCE - VEHICLES	326.88	
01-12.A013	MAINTENANCE - ENERGY RECOVERY	1717.19	
01-12.A014	MAINTENANCE - ELECTRICAL	3421.98	
01-12.A021	WWTC - OPERATIONS	11403.48	
01-12.A022	WWTC - SLUDGE HANDLING	6651.95	
01-12.A023	WWTC - ENERGY RECOVERY	390.43	
01-12.A030	BUILDING AND GROUNDS	1926.60	
01-13.A041	LAB - WWTC	4310.18	
01-13.A042	LAB - PRETREATMENT	21.00	
01-13.A043	LAB - SURCHARGE PROGRAM	253.68	
01-13.A048	LAB - ENERGY RECOVERY	252.75	
01-14.A051	SEWER MAINTENANCE	5765.58	
01-14.A054	SEWER MAINTENANCE - BACKUPS AND HIGH FLOWS	938.66	
01-14.A062	INSPECTION - CONSTRUCTION OF DGSD PROJECTS	2575.71	
01-14.A063	INSPECTION - PERMIT INSPECTIONS	1300.24	
01-14.A064	INSPECTION - MISCELLANEOUS	4390.71	
01-14.A065	INSPECTION - CONSTR BY VILLAGES, UTILITIES	3649.36	
01-14.A066	INSPECTION - CODE ENFORCEMENT	1415.14	
01-14.A072	SEWER INVESTIGATIONS	189.48	
01-15.A080	LIFT STATION MAINTENANCE	1140.96	
		81331.64	81331.64-

===== VENDOR =====		===== INVOICE =====						
NAME	NUMBER	DATE	NUMBER	G/L NUMBER	EXPENSE DESCRIPTION	EXPENSE	CHECK AMT	CHECK NO
AT & T MOBILITY	A000085	11/03/18	831873915	01-15.B112	LS Cell Dialer	53.76	53.76	061143
ACE HARDWARE	A000095	10/15/18	330810-3	01-12.B512	MSB Supplies	11.96	11.96	061144
ADVANCED DISPOSAL	A000153	10/31/18	T80002246442	01-12.B102	Recycle & Garbage PU	254.02	254.02	061145
ALEXANDER CHEMICAL CORPORATION	A000200	10/16/18	SLS10075406	01-12.B401	Hypochlorite Solution	3906.00	3906.00	100901
ALLIED WASTE SERVICE	A000255	10/15/18	551014214345	01-12.B102	Grit Scrn Dump PU & Rent	1609.39	1609.39	061146
ALTORFER INDUSTRIES, INC.	A000292	10/17/18	PM600277087	01-15.B521	Centex Generator Repair	1582.25	1582.25	100902
SYNCHB/AMAZON	A000295	10/19/18	449883868333	01-14.B117	SS Outerwear	329.95		
		10/24/18	454663568647	01-00.2005	BSSRAP Contractor Yard	218.27		
		11/07/18	456489784795	01-12.B117	Return ST Outerwear	49.99-		
		11/04/18	456789546748	01-12.B116	Charging Cords	23.96		
		10/11/18	457638775437	01-12.B116	Ops Supplies	43.97		
		10/16/18	466974744579	01-12.B116	Phone Case	32.33		
		11/08/18	469976758793	01-12.B117	Returned Item	3.99-		
		10/28/18	478734369353	01-12.B117	ST Outerwear	49.99		
		11/04/18	557777575698	01-11.B116	Appt Books	39.36		
		11/08/18	567597684733	01-11.B118	Biosolids Display Table	28.99		
		10/24/18	736858337988	01-12.B117	ST Outwear	125.97		
		11/06/18	746779569795	01-12.B116	Ops Supplies	68.52		
		10/16/18	838945458499	01-14.B115	SS Equipment	291.00		
		10/31/18	985685843968	01-11.B116	Package Scale	34.99	1233.32	061147
APPLIED IND. TECHNOLOGIES	A000440	10/26/18	7014713807	01-12.B506	Primary 5 Part	138.28	138.28	100903
AUTOZONE - AZ COMMERCIAL	A000600	09/17/18	2537501590	01-14.C225	Lights for System Truck	16.78		
		09/13/18	2576075312	01-12.B501	Light for Bio Truck	6.99		
		10/31/18	2576119629	01-12.B501	Auto Parts #304	5.99		
		10/31/18	2576119629	01-14.C225	Auto Parts #350	5.99		
		10/31/18	2576119630	01-12.C225	Auto Parts	35.98		
		11/09/18	2576126823	01-14.C225	System Truck Parts	63.76		
		11/14/18	2576131220	01-12.C225	Ford Ranger Parts	19.94		
		11/14/18	2576131327	01-12.C225	Ford Ranger Parts	126.99		
		11/14/18	2576131328	01-12.C225	Return Parts Ford Ranger	18.00-	264.42	061148
BAXTER & WOODMAN, INC.	B000120	10/22/18	0202208	01-14.B124	Flow Monitoring	464.65		
		10/22/18	0202210	01-14.B902	Flow Basin Rehab	1104.08		
		10/22/18	0202211	01-11.B124	Wroble FM Study	550.05		
		10/24/18	0202408	01-11.B124	Nutrient Study	1823.75		
		10/24/18	0202409	01-11.B124	Misc Engineer Services	3168.26		
		10/24/18	0202410	01-15.B529	Centex Pump Stn Rehab	5935.00	13045.79	100904
BRUCKER COMPANY	B000400	10/24/18	135737	01-12.B507	RAS Pump 2	225.00		
		10/29/18	135995	01-12.B116	Ops Supplies	260.10	485.10	061149
BUTTREY RENTAL SERVICE, INC.	B000500	10/25/18	262693	01-12.B513	Equip To Unload CHP2	184.80	184.80	061150
CALLONE	C000073	11/15/18	121446811398	01-11.B112	Admin Phone Service	535.91		
		11/15/18	121446811398	01-12.B112	WWTC Phone Service	301.33	837.24	061151
WILLIAM C CAMPBELL	C000075	11/15/18	Trav Reimb	01-11.B117	Travel Reimb-IPELRA Conf	474.94	474.94	100905
CATCHING FLUID POWER	C000091	10/25/18	A90472-001	01-12.B501	Bio Equipment Part	89.53	89.53	061152
CHEM-WISE ECOLOGICAL	C000190	10/24/18	571336	01-11.B118	Admin Pest Control	95.00		
		10/24/18	571336	01-12.B812	WWTC Pest Control	190.00	285.00	100906
CHICAGO METROPOLITAN FIRE	C000240	10/13/18	IN00195623	01-12.B113	Fire Radio Use - Maint	60.00	60.00	061153

===== VENDOR =====		===== INVOICE =====							
NAME	NUMBER	DATE	NUMBER	G/L NUMBER	EXPENSE DESCRIPTION	EXPENSE	CHECK AMT	CHECK NO	
CINTAS #344	C000300	10/19/18	344825008	01-12.B117	WWTC Uniform Rental	32.80			
		10/19/18	344825008	01-14.B117	SS Uniform Rental	13.68			
		10/26/18	344828472	01-12.B117	WWTC Uniform Service	32.80			
		10/26/18	344828472	01-14.B117	SS Uniform Service	13.68			
		11/02/18	344832046	01-12.B117	WWTC Uniform Service	32.80			
		11/02/18	344832046	01-14.B117	SS Uniform Service	13.68			
		11/09/18	344835507	01-12.B117	WWTC Uniform Rental	32.80			
		11/09/18	344835507	01-14.B117	SS Uniform Rental	13.68			
		11/16/18	344838964	01-12.B117	WWTC Uniform Rental	32.80			
		11/16/18	344838964	01-14.B117	SS Uniform Rental	13.68		232.40	061154
CINTAS FIRST AID & SAFETY	C000320	10/25/18	5012142003	01-11.B116	Admin First Aid Supplies	68.50			
		10/25/18	5012142003	01-12.B113	WWTC First Aid Supplies	187.83	256.33	061155	
CLOVERLEAF TOOL CO	C000335	10/11/18	45483	01-14.B115	SS Rodding Equipment	1016.55	1016.55	100907	
COMCAST	C000373	11/03/18	201200550568	01-11.B112	Internet Service	144.85	144.85	061156	
COMED	C000380	10/11/18	0055025057	01-15.B100	College LS Elec	241.95			
		11/09/18	0055025057-1	01-15.B100	College LS Elec	185.08			
		10/11/18	0068029014	01-15.B100	Centex LS Elec	80.66			
		11/09/18	0068029014-1	01-15.B100	Centex LS Elec	75.05			
		10/11/18	0120089072	01-15.B100	Wroble LS Elec	542.97			
		11/13/18	0120089072-1	01-15.B100	Wroble LS Elec	402.07			
		10/11/18	0458029046	01-15.B100	Liberty Park LS Elec	234.28			
		11/09/18	0458029046-1	01-15.B100	Liberty Park LS Elec	230.24			
		10/18/18	0562080004	01-15.B100	Venard LS Elec	256.69			
		10/11/18	1095091170	01-15.B100	Northwest LS Elec	800.65			
		11/13/18	1095091170-1	01-15.B100	Northwest LS Elec	667.07			
		10/29/18	1108062005	01-11.B100	Admin Elec	94.17			
		10/29/18	1108062005	01-12.B100	WWTC Elec	5407.10			
		10/11/18	1810068039	01-15.B100	Earlston LS Elec	177.90			
		11/09/18	1810068039-1	01-15.B100	Earlston LS Elec	144.89			
		10/11/18	3240038012	01-15.B100	Butterfield LS Elec	118.34			
		11/09/18	3240038012-1	01-15.B100	Butterfield LS Elec	113.80			
10/11/18	4657083017	01-15.B100	Hobson LS Elec	1119.38					
11/13/18	4657083017-1	01-15.B100	Hobson LS Elec	1038.13					
10/22/18	6770572011	01-12.B100	Walnut House Elec	61.59					
10/22/18	8762083052	01-12.B100	Big Top Elec	56.98		12048.99	061157		
G COOPER OIL COMPANY INC.	C000470	10/15/18	30091	01-12.B116	R&O Oil	514.06	514.06	061158	
CURTIS MARTIN GROUP, INC.	C000660	11/12/18	6796	01-11.B115	Billing Prog Fix	60.00	60.00	100908	
DISCOUNT FENCE COMPANY, INC	D000240	11/09/18	309447	01-12.B801	Curtis St Lagoon Fencing	12505.00	12505.00	100909	
D.G. SANIT DIST #XXXXXXXXX1117	D000400	11/15/18	Reimburse	01-00.1001	PR Acct Reimburse	148911.91	148911.91	061159	
D.G. SANIT DIST #XXXXXXXXX1114	D000420	10/31/18	Reimburse	01-05.3001	User Refund Acct Reimburs	3106.89	3106.89	061160	
D.G. SANIT DIST #XXXXXXXXX1112	D000440	11/15/18	Reimburse	01-00.2005	Cust Pymt Meant for Vlg	239.08			
		11/15/18	Reimburse	01-11.B117	IAWA Tech Meet	200.00			
		11/15/18	Reimburse	01-12.B117	MM Seminar	50.00			
		11/15/18	Reimburse	01-12.B512	Portable Pumps	129.96			
		11/15/18	Reimburse	01-12.C225	Motor Oil	143.45			
		11/15/18	Reimburse	01-13.B117	DRB Seminar	50.00			

===== VENDOR =====		===== INVOICE =====							
NAME	NUMBER	DATE	NUMBER	G/L NUMBER	EXPENSE DESCRIPTION	EXPENSE	CHECK AMT	CHECK NO	
		11/15/18	Reimburse	01-14.B910	BSSRAP Rodding Refund	721.00	1533.49	061161	
VILLAGE OF DOWNERS GROVE	D000480	10/16/18	141201	01-11.B121	Meter Readings	406.20			
		10/26/18	141299	01-12.B113	Elevator Inspection	67.00			
		11/05/18	141317	01-11.C222	Admin Vehicle Fuel	75.08			
		11/05/18	141317	01-12.B104	Generator Fuel	362.38			
		11/05/18	141317	01-12.B812	Gas Can Fuel	80.13			
		11/05/18	141317	01-12.C222	WWTC Vehicle Fuel	1969.04			
		11/05/18	141317	01-13.C222	Lab Vehicle Fuel	30.99			
		11/05/18	141317	01-14.C222	SS Vehicle Fuel	1831.04			
		11/15/18	141367	01-11.B121	Meter Readings	406.20			
		10/31/18	C2027270001	01-12.B102	WWTC Water Service	483.15			
		10/31/18	C2027271001	01-11.B102	Admin Cntr Water Service	188.85	5900.06	061162	
DUPAGE COUNTY RECORDER	D000620	11/01/18	201811010204	01-11.B121	Lien Releases	11.00			
		11/01/18	201811010208	01-11.B121	Lien Releases	23.50	34.50	061163	
EJ EQUIPMENT, INC.	E000030	10/16/18	P14586	01-14.B115	Fill Hose	145.22	145.22	061164	
EVERCLEAN BY CHEM-DRY	E000360	11/03/18	20180371	01-11.B118	Admin Carpet Cleaning	498.00	498.00	100910	
EXODUS TECHNOLOGY SERVICE	E000480	11/03/18	18-190	01-11.B115	Network Admin & Support	112.50	112.50	061165	
EYE MED VISION CARE	E000600	11/01/18	163675463	01-17.E455	Vision Insurance	437.45	437.45	061166	
FASTENAL COMPANY	F000060	10/19/18	ILWES63537	01-12.B512	Maint Repair Supplies	87.61			
		10/24/18	ILWES63655	01-12.B513	CHP 2 Replacement	68.84			
		10/25/18	ILWES63692	01-12.B513	CHP 2 Replacement	13.10			
		10/29/18	ILWES63723	01-12.B512	Maint Repair Supplies	66.67			
		11/07/18	ILWES64002	01-12.B501	Big Top Part	11.28			
		11/08/18	ILWES64054	01-12.B509	Little Top Rail Replace	25.24			
		11/12/18	ILWES64096	01-12.B113	MR Work Gloves	26.97	299.71	100911	
FEDEX KINKO'S	F000075	11/13/18	361300020473	01-13.B116	Lab Supplies	5.99	5.99	061167	
FIRST ADVANTAGE	F000130	10/31/18	2502501810	01-11.B117	Drug Screen	37.49	37.49	061168	
FIRST ENVIRONMENTAL LAB	F000140	10/19/18	144012	01-13.B123	Surcharge FOG	126.00			
		11/01/18	144299	01-13.B123	October Sulfates	25.20			
		11/07/18	144423	01-13.B123	November Sulfates	25.20			
		11/08/18	144440	01-13.B123	Surcharge FOG	75.60	252.00	100912	
GASVODA & ASSOCIATES INC.	G000200	10/03/18	INV1801847	01-15.B824	Hobson LS Elev Part	412.21	412.21	061169	
GEORGE'S LANDSCAPING	G000260	10/31/18	Mowing	01-11.B118	Admin Mowing	383.04			
		10/31/18	Mowing	01-12.B812	WWTC Mowing	2363.60			
		10/31/18	Mowing	01-15.B820	Butterfield LS Mowing	122.24			
		10/31/18	Mowing	01-15.B821	Centex LS Mowing	122.24			
		10/31/18	Mowing	01-15.B823	Earlston LS Mowing	122.24			
		10/31/18	Mowing	01-15.B824	Hobson LS Mowing	122.24			
		10/31/18	Mowing	01-15.B825	Liberty Park LS Mowing	122.24			
		10/31/18	Mowing	01-15.B826	Northwest LS Mowing	122.24			
		10/31/18	Mowing	01-15.B827	Venard LS Mowing	122.24			
		10/31/18	Mowing	01-15.B828	Wroble LS Mowing	122.24	3724.56	100913	
GENE'S TIRE SERVICE INC.	G000300	10/24/18	132804	01-12.B501	Bio Dump Truck Tire	339.23	339.23	061170	
REVERE ELECTRIC	G000410	10/09/18	S3701445.001	01-12.B505	Bar Screen Part	27.31			
		10/10/18	S3701445.002	01-12.B505	Bar Screen Part	44.68			
		10/22/18	S3701445.003	01-12.B505	Bar Screen Part	184.21			

===== VENDOR =====		===== INVOICE =====							
NAME	NUMBER	DATE	NUMBER	G/L NUMBER	EXPENSE DESCRIPTION	EXPENSE	CHECK AMT	CHECK NO	
		10/26/18	S3715867.001	01-12.B512	5006 Walnut Elec Supplies	54.33			
		10/26/18	S3715867.002	01-12.B512	5006 Walnut Elec Supplies	148.93			
		10/26/18	S3716061.001	01-00.2005	BSSRAP Contractor Yard	386.29			
		10/26/18	S3716061.002	01-00.2005	BSSRAP Contractor Yard	286.31			
		10/29/18	S3717864.001	01-12.B512	5006 Walnut Elec Supplies	293.51			
		10/31/18	S3717864.002	01-12.B512	5006 Walnut Elec Supplies	23.76			
		11/06/18	S3723382.001	01-00.2005	BSSRAP Contractor Yard	41.12			
		11/06/18	S3723382.002	01-00.2005	BSSRAP Contractor Yard	236.16			
		11/06/18	S3723382.003	01-00.2005	BSSRAP Contractor Yard	17.71			
		11/06/18	S3723382.004	01-00.2005	BSSRAP Contractor Yard	1522.39			
		11/12/18	S3723382.005	01-00.2005	BSSRAP Contractor Yard	29.02			
		11/12/18	S3729690.001	01-00.2005	BSSRAP Contractor Yard	106.40	3402.13	061171	
W. W. GRAINGER, INC.	G000520	11/09/18	9001412692	01-14.B115	See Sheet	12.92			
		11/09/18	9001412700	01-12.B512	See Sheet	57.80			
		11/13/18	9004059094	01-12.B812	See Sheet	94.72			
		10/15/18	9934723157	01-12.B116	See Sheet	283.44			
		10/15/18	9935343872	01-12.B811	See Sheet	285.75			
		10/16/18	9936666644	01-12.B512	See Sheet	69.78			
		10/18/18	9938819779	01-14.B113	See Sheet	10.86			
		10/18/18	9939578663	01-12.B805	See Sheet	2240.00			
		10/19/18	9939946134	01-12.B512	See Sheet	46.23			
		10/19/18	9940516645	01-12.B802	See Sheet	398.85			
		10/22/18	9941492762	01-12.B510	See Sheet	7.06			
		10/23/18	9943391897	01-12.B510	See Sheet	81.88			
		10/25/18	9945500289	01-12.B512	See Sheet	38.50			
		10/25/18	9945602812	01-12.B116	See Sheet	64.82			
		10/25/18	9945602820	01-12.B510	See Sheet	81.88-			
		10/29/18	9947959913	01-12.B812	See Sheet	370.88			
		10/29/18	9948883526	01-12.B505	See Sheet	83.18			
		10/31/18	9950893637	01-12.B512	See Sheet	24.59			
		11/01/18	9952207190	01-12.B512	See Sheet	112.39			
		11/01/18	9952822394	01-12.B812	See Sheet	3.04			
		11/06/18	9956487434	01-12.B116	See Sheet	83.20			
		11/06/18	9957518336	01-12.B116	See Sheet	1.62			
		11/07/18	9958161375	01-00.2005	See Sheet	367.00	4656.63	100914	
HML, INC.	H000035	10/12/18	65336	01-13.B123	Sept Biosolids Testing	1000.00	1000.00	061172	
HACH COMPANY	H000040	10/12/18	11188368	01-12.B507	Ammonia Analyzer & Equip	19587.42	19587.42	100915	
3500 LACEY ROAD LLC	H000055	11/02/18	Refund	01-05.3001	Comm Meter Credit Refund	6196.41	6196.41	061173	
HARBOR FREIGHT TOOLS	H000060	10/22/18	861094	01-12.B116	MSB Supplies	58.93			
		11/05/18	862602	01-12.B116	Maint Repair Supplies	13.96	72.89	061174	
ALAN HARTIGAN	H000144	11/09/18	58286	01-14.B117	Insoles for Boots	26.99	26.99	061175	
HOME DEPOT	H000400	10/15/18	0014961	01-12.B505	See Sheet	56.94			
		10/24/18	1023866	01-14.B116	See Sheet	52.88			
		11/02/18	2027410	01-12.B812	See Sheet	48.06			
		11/12/18	2062294	01-12.B116	See Sheet	26.97			
		11/12/18	2594285	01-00.2005	See Sheet	9.26			

===== VENDOR =====		===== INVOICE =====							
NAME	NUMBER	DATE	NUMBER	G/L NUMBER	EXPENSE DESCRIPTION	EXPENSE	CHECK AMT	CHECK NO	
		10/31/18	4033214	01-11.B118	See Sheet	21.58			
		10/29/18	6024750	01-12.B812	See Sheet	142.02			
		11/07/18	7594058	01-12.B116	See Sheet	12.76			
		10/26/18	9020501	01-11.B118	See Sheet	77.41			
		10/16/18	9025629	01-12.B116	See Sheet	118.96			
		11/05/18	9061859	01-00.2005	See Sheet	34.79			
		10/26/18	9064926	01-14.B116	See Sheet	30.95			
		11/05/18	9563451	01-13.B116	See Sheet	27.94			
		08/27/18	9564174	01-12.B805	See Sheet	9.33			
		10/26/18	9842388	01-11.B118	See Sheet	199.99			
		10/26/18	9842388	01-12.B812	See Sheet	399.98	1269.82	061176	
ILLINOIS SEC. AMERICAN WATER	I000360	10/26/18	200039382	01-12.B117	NP Ops Class	60.00	60.00	061177	
IMPACT NETWORKING INC.	I000400	08/24/18	1196057	01-11.B116	Toner for SS Printer	104.54			
		10/17/18	1243477	01-11.B116	Copies	58.55	163.09	061178	
INFOSEND, INC.	I000415	10/31/18	144020	01-11.B121	Cust Bill Mailings	3819.95			
		11/15/18	144809	01-11.B121	Custom Envelopes	1827.50	5647.45	100916	
ISTHA	I000470	10/09/18	G1250004055	01-11.C225	Admin Tolls	9.85			
		10/09/18	G1250004055	01-12.C225	WWTC Tolls	439.10			
		10/09/18	G1250004055	01-13.C225	Lab Tolls	5.25			
		10/09/18	G1250004055	01-14.C225	SS Tolls	55.25	509.45	061212	
JUST TIRES	J000300	10/23/18	194506	01-14.C225	SS Inspect Van Tires	738.20			
		11/05/18	194661	01-12.C225	Plow Truck Tires	810.84			
		11/12/18	194780	01-14.C225	SS Truck Tire Repair	40.00	1589.04	061179	
KANSAS CITY LIFE INSURANCE CO	K000045	11/01/18	14887	01-17.E455	Life Insurance	396.75	396.75	100917	
KOMLINE-SANDERSON	K000230	10/19/18	42040881	01-12.B509	Belt Press Scraper Blades	353.33			
		10/26/18	42040961	01-12.B506	Raw Sludge Pump Part	263.47	616.80	100918	
LAI, LTD	L000012	10/30/18	18-15987	01-12.B506	Primary Sludge Grinder 2	1877.40	1877.40	100919	
LEE AUTO PARTS	L000150	11/06/18	470-135554	01-12.B116	Auto Parts	180.48	180.48	061180	
LOGO SPORTSWEAR	L000280	10/25/18	972635	01-14.B117	SS Inspector Jackets	492.96	492.96	061181	
MBM SERVICES INC.	M000010	11/01/18	30817	01-11.B118	Admin Cleaning Service	331.00			
		11/09/18	30881	01-11.B116	Admin Supplies	237.41	568.41	061182	
M & O INSULATION CO.	M000015	10/31/18	119921	01-12.B513	CHP Gen Covers	2196.00	2196.00	061183	
MARCOTT ENTERPRISES, INC.	M000115	10/25/18	18172	01-12.B509	Sand Delivery	368.83			
		11/01/18	18177	01-12.B509	Delivery of Sand	758.84	1127.67	100920	
MARSHALL-BOND PUMPS, INC	M000205	10/15/18	38974.0	01-12.B506	ODS Pump 4 Parts	1697.78			
		11/09/18	39015.0	01-12.B506	Prim ODS Pump 4	341.63	2039.41	061184	
MC2 ENERGY SERVICES	M000320	11/12/18	0055025057	01-15.B100	College LS Elec	336.85			
		11/12/18	0068029014	01-15.B100	Centex LS Elec	88.39			
		11/12/18	0458029046	01-15.B100	Lib Park LS Elec	306.77			
		11/05/18	1108062005	01-11.B100	Admin Elec	71.67			
		11/05/18	1108062005	01-12.B100	WWTC Elec	7094.87			
		11/12/18	1810068039	01-15.B100	Earlston LS Elec	216.93			
		11/12/18	3240038012	01-15.B100	Butterfield LS Elec	197.42	8312.90	100921	
MCMaster-CARR SUPPLY COMPANY	M000360	10/22/18	76917916	01-11.B118	Water Dispenser Spout	26.70			
		10/22/18	76918416	01-12.B510	Grease Pit Handles	62.90			
		10/23/18	77053803	01-15.B116	LS Supplies	78.57			

===== VENDOR =====		===== INVOICE =====							
NAME	NUMBER	DATE	NUMBER	G/L NUMBER	EXPENSE DESCRIPTION	EXPENSE	CHECK AMT	CHECK NO	
		10/23/18	77053804	01-12.B513	CHP 2 Replacement	12.73			
		10/26/18	77422119	01-12.B513	CHP 2 Replacement	103.34			
		10/29/18	77591623	01-12.B506	Prim 5 Long Collector Prt	86.35			
		11/01/18	77878343	01-12.B507	Returned Part	62.96-			
		11/01/18	78166078	01-12.B506	Prim 5 Long Collector Par	18.63			
		11/05/18	78426025	01-00.2005	BSSRAP Contractor Yard	86.39			
		11/06/18	78553391	01-12.B506	Primary 5 Part	55.74			
		11/09/18	78910235	01-12.B509	Belt Press Part	81.69	550.08	100922	
NICK MENNINGA	M000450	10/29/18	Reimburse	01-11.B117	Membership AAEES	200.00	200.00	061185	
MUNICIPAL MARKING	M000820	09/27/18	24780	01-14.B116	SS Marking Paint	895.00	895.00	061186	
3266-NCPERS - IL IMRF	N000010	10/19/18	32661118	01-00.2017	Vol Life Insurance	304.00	304.00	061187	
NAPA AUTO PARTS	N000040	10/19/18	4343-574028	01-12.B501	Auto Parts	1.69	1.69	061188	
NAPCO STEEL, INC.	N000050	10/12/18	422738	01-12.B501	Wear Plates for Auger	389.40	389.40	100923	
NEOPOST INC.	N000240	10/15/18	15537492	01-11.B116	Ink for Postage Machine	363.00	363.00	061189	
NEUCO, INC.	N000260	10/12/18	3281410	01-12.B803	Exc Flow Bldg Part	87.51			
		10/17/18	3293528	01-12.B804	Grit Bldg HVAC Part	26.18			
		10/18/18	3298108	01-12.B810	Dig 4&5 Part	29.17			
		10/19/18	3301436	01-14.B115	System Garage	360.97			
		10/19/18	3301922	01-14.B115	System Garage	366.60			
		10/19/18	3302002	01-14.B115	System Garage Item Return	331.80-			
		10/22/18	3304685	01-12.B510	Heat Exchng 1 Part	32.53			
		10/23/18	3308758	01-12.B510	Heat Exchgr 1 Part	46.13			
		10/29/18	3322467	01-12.B510	Sldg Recirc Pump 6 Part	223.15			
		11/08/18	3348011	01-12.B812	Thermostat Replace MSB	216.14			
		11/09/18	3352149	01-12.B809	Belt Press	30.63	1087.21	100924	
NICOR GAS	N000330	10/12/18	2833584	01-12.B101	Walnut House Gas	36.14			
		11/13/18	2833584-1	01-12.B101	Walnut House Gas	115.76			
		10/12/18	3892638	01-11.B101	Admin Center Gas	41.44			
		10/12/18	4440979	01-12.B101	Plant Gas	133.46			
		11/13/18	4782107	01-12.B101	Plant 2 Gas	244.99	571.79	061190	
NISSEN ENERGY INC	N000350	10/17/18	141	01-12.B513	CHP 1 Parts	218.00			
		11/08/18	144	01-12.B513	CHP 2 Parts	826.00			
		11/08/18	145	01-12.B513	CHP 2 Parts	1630.00			
		11/08/18	146	01-12.B513	CHP 2 Engine Oil	3278.00			
		11/13/18	147	01-12.B513	CHP 2 Parts	538.00	6490.00	100925	
NORTH SHORE UNIFORM SERVICE INC	N000500	09/14/18	18-1293	01-14.B117	SS Outerwear	117.55	117.55	061191	
NORTHERN TOOL & EQUIPMENT	N000560	10/23/18	41301913	01-12.B116	Customer Discount Member	39.99	39.99	100926	
NOVAK BUSINESS FORMS, INC.	N000700	10/18/18	146205	01-11.B120	User Refund Checks	308.64	308.64	061192	
OFFICE DEPOT	O000100	11/07/18	601116900836	01-11.B116	Admin Supplies	128.66	128.66	061193	
OFFICIAL PAYMENTS	O000300	09/30/18	3954718	01-11.B110	ACH Payment Portal Fees	24.40	24.40	100927	
PACE ANALYTICAL	P000010	10/17/18	1840057873	01-13.B123	October NPDES	100.00	100.00	100928	
PETTY CASH	P000350	11/15/18	Cash Box	01-11.B116	Greeting Cards for Empl	2.68			
		11/15/18	Cash Box	01-11.B117	Supervisor Lunch	99.19			
		11/15/18	Cash Box	01-11.B119	Postage Due	25.93			
		11/15/18	Cash Box	01-11.C222	Vehicle Fuel	25.00			
		11/15/18	Cash Box	01-12.B116	MSB Supplies	38.47			

===== VENDOR =====		===== INVOICE =====						
NAME	NUMBER	DATE	NUMBER	G/L NUMBER	EXPENSE DESCRIPTION	EXPENSE	CHECK AMT	CHECK NO
		11/15/18	Cash Box	01-12.B117	FF & ST CDL Reimb	60.00		
		11/15/18	Cash Box	01-12.C225	Safety Lane #317 & #354	74.50		
		11/15/18	Cash Box	01-14.B117	Bob S Train Fare Reimb	13.50	339.27	061194
PIRTEK O'HARE	P000380	11/07/18	S2824074.001	01-12.B501	Bio Hydraulic Hose	256.36	256.36	061195
POLYDYNE INC.	P000395	10/31/18	1292701	01-12.B402	Belt Press Polymer	2142.54	2142.54	100929
PORTER PIPE AND SUPPLY CO.	P000420	10/31/18	11819271-00	01-12.B501	Ops Supplies	17.26		
		10/25/18	20269913-00	01-12.B510	Heat Exchanger 4 Part	1002.32	1019.58	100930
PRINCIPAL LIFE INSURANCE CO	P000650	10/18/18	109309910001	01-17.E455	Dental Insurance	2463.05	2463.05	100931
RAPTOR TECH INC.	R000105	10/31/18	12168	01-12.B506	Prim 5 Long Col Drv Gear	178.00	178.00	061196
RED WING SHOE STORE	R000180	10/29/18	45-1-57667	01-12.B117	JM Boots	169.99		
		11/08/18	45-1-58233	01-12.B117	EB Boots	199.74		
		11/09/18	45-1-58323	01-14.B117	TF Boots	178.49	548.22	100932
ROYAL GRAPHICS	R000500	11/01/18	95115	01-11.B120	Letterhead & Envelopes	708.61	708.61	061197
SEAWAY SUPPLY CO.	S000200	10/16/18	138537	01-12.B512	Maint Repair Supplies	169.30		
		10/22/18	138726	01-12.B116	MSB Supplies	170.73		
		11/07/18	139271	01-13.B116	Lab Supplies	29.00		
		11/07/18	139302	01-12.B116	MSB Supplies	97.00	466.03	100933
SERPENTIX CONVEYOR CORP.	S000230	11/05/18	17849	01-12.B504	Rubber Scrappers	728.75	728.75	061198
SEYFARTH SHAW	S000280	10/19/18	3117870	01-11.B124	Legal Fees	5040.00	5040.00	100934
SPRING GREEN LAWN CARE	S000550	10/12/18	5938769	01-11.B118	Admin Ctr Lawn Treat	62.00		
		10/12/18	5938770	01-15.B821	Centex LS Lawn Treat	42.00		
		10/12/18	5938778	01-15.B828	Wroble LS Lawn Treat	49.00		
		10/12/18	5938791	01-15.B823	Earlston LS Lawn Treat	29.00		
		10/12/18	5938804	01-15.B827	Venard LS Lawn Treat	42.00		
		10/12/18	5938848	01-15.B825	Liberty Park LS Lawn Trea	49.00		
		10/12/18	5938868	01-15.B826	Northwest LS Lawn Treat	87.00		
		10/11/18	5938884	01-12.B812	WWTC Lawn Treat	909.00		
		10/12/18	5938886	01-15.B824	Hobson LS Lawn Treat	54.00	1323.00	061199
STAPLES INC.	S000640	10/06/18	8051716069	01-11.B116	Office Supplies	139.72		
		10/06/18	8051716069	01-12.B116	Toner	49.40		
		11/03/18	8052066600	01-11.B116	Admin Supplies & Calendar	137.28		
		11/03/18	8052066600	01-12.B116	Calendar Orders	241.94		
		11/03/18	8052066600	01-13.B116	Calendar Orders	53.44	621.78	061200
STEPHENS PLUMBING AND	S000680	10/14/18	203207	01-14.B910	BSSRAP Repair	313.10		
		10/23/18	203703	01-14.B910	BSSRAP Repair	353.55		
		10/25/18	203771	01-14.B910	BSSRAP Repair	553.05	1219.70	061201
STEVENSON CRANE SERVICE, INC.	S000720	10/20/18	49456	01-12.B513	CHP 2 Engine	1040.00	1040.00	100935
SUBURBAN DOOR CHECK & LOCK	S000850	10/23/18	IN507019	01-12.B116	Duplicate Key	19.20	19.20	100936
SUBURBAN LIFE PUBLICATIONS	S000867	10/31/18	10071278	01-11.B124	Legal Publication	165.10	165.10	061202
TECH 3 SOLUTIONS INC.	T000096	10/12/18	18-797	01-12.B513	CHP1 Parts	903.25		
		10/30/18	18-803	01-12.B513	CHP Engine Parts	1132.13	2035.38	061203
TERRACE SUPPLY COMPANY	T000250	10/31/18	00993326	01-12.B116	Cylinder Rentals	52.70		
		10/29/18	70423373	01-12.B116	Propane Cylinder	45.95	98.65	100937
THOMAS C. WILSON, LLC	T000282	10/30/18	098609	01-12.B513	CHP 2 Replacement	289.05	289.05	061204
UNISON SOLUTIONS, INC.	U000192	10/15/18	2018-6531	01-12.B513	Gaskets for H2S Vessel	150.00	150.00	100938
UNITED LABORATORIES	U000250	10/30/18	INV238872	01-12.B116	Dirty Fighter	754.17	754.17	061205

===== VENDOR =====		===== INVOICE =====							
NAME	NUMBER	DATE	NUMBER	G/L NUMBER	EXPENSE DESCRIPTION	EXPENSE	CHECK AMT	CHECK NO	
UNITED PARCEL SERVICE	U000300	11/03/18	3Y0091448	01-12.B513	Pick Up of Equip Return	5.70			
		11/10/18	3Y0091458	01-12.B513	Equipment Return Shipping	8.02	13.72	061206	
UNO CONSTRUCTION CO., INC.	U000450	10/31/18	4	01-00.2005	Sewer Service Reconnect	2862.37			
		10/31/18	4	01-14.B910	BSSRAP Projects	61235.62	64097.99	100939	
VWR INTERNATIONAL INC.	V000030	10/29/18	8084194180	01-13.B116	Lab Supplies	252.83			
		10/30/18	8084211599	01-13.B116	Lab Supplies	186.39	439.22	061207	
VERIZON WIRELESS	V000135	11/01/18	542042956	01-12.B112	WWTC Tablet Service	118.05			
		11/01/18	542042956	01-14.B112	SS Tablet Service	103.28			
		11/01/18	542042956	01-15.B112	LS Tablet Service	36.01			
		10/28/18	785846626	01-11.B112	Admin Cell Service	151.03			
		10/28/18	785846626	01-12.B112	WWTC Cell Service	800.57			
		10/28/18	785846626	01-14.B112	SS Cell Service	526.55			
		10/28/18	785846626	01-15.B112	LS Cell Service	267.84	2003.33	061208	
VISU-SEWER OF ILLINOIS, LLC	V000200	10/30/18	8257	01-14.B903	Manhole Repairs	3488.00			
		10/30/18	8257	01-15.B528	Manhole Repairs	3584.00	7072.00	061213	
WAGNER COMMUNICATIONS, INC	W000070	11/01/18	181100079	01-11.B112	Answering Service	260.41	260.41	100940	
WESTFAX	W000350	10/31/18	1329816	01-11.B112	EFax Service	8.99	8.99	100941	
VILLAGE OF WESTMONT	W000450	11/08/18	715223	01-11.B121	Meter Readings	370.01	370.01	061209	
WIEDEL, PHILIPP & INDELICATO	W000551	10/02/18	613	01-11.B124	Legal Services	105.00			
		10/02/18	615	01-11.B124	Legal Services	540.00			
		11/02/18	638	01-11.B124	Legal Fees	975.00			
		11/02/18	641	01-11.B124	Legal Fees	195.00	1815.00	061210	
XYLEM WATER SOLUTIONS USA	X000110	10/17/18	3556A36793	01-15.B524	Hobson Wet Well Floats	727.68			
		11/02/18	3556A39381	01-15.B527	Venard Pumps 1-3 Service	1128.00	1855.68	061211	
						=====	=====		
					Total Payments:	390149.49	390149.49		
					ACH Payments Total:	166046.84	.00		
					Check Payments Total:	224102.65	390149.49		

===== VENDOR =====		===== INVOICE =====						
NAME	NUMBER	DATE	NUMBER	G/L NUMBER	EXPENSE DESCRIPTION	EXPENSE	CHECK AMT	CHECK NO
AT&T	A000075	10/29/18	26768753198	01-11.B112	DSL Internet Back Up	85.59	85.59	100879
CHASE	B000050	10/19/18	SPR 10-15-18	01-00.2000	Fed Tax	2682.36		
		10/19/18	SPR 10-15-18	01-00.2002	Empl Soc Sec Tax	1972.85		
		10/19/18	SPR 10-15-18	01-17.E461	Emplr Soc Sec Tax	1972.84	6628.05	100874
CHASE	B000050	10/30/18	PR 10-20-18	01-00.2000	Fed Tax	8647.24		
		10/30/18	PR 10-20-18	01-00.2002	Empl Soc Sec Tax	6151.57		
		10/30/18	PR 10-20-18	01-17.E461	Emplr Soc Sec Tax	6151.61	20950.42	100880
CHASE	B000050	11/05/18	SPR 10-31-18	01-00.2000	Fed Tax	2895.07		
		11/05/18	SPR 10-31-18	01-00.2002	Empl Soc Sec Tax	2317.59		
		11/05/18	SPR 10-31-18	01-17.E461	Emplr Soc Sec Tax	2317.64	7530.30	100890
CHASE	B000050	11/13/18	PR 11-03-18	01-00.2000	Fed Tax	9063.54		
		11/13/18	PR 11-03-18	01-00.2002	Empl Soc Sec Tax	6110.85		
		11/13/18	PR 11-03-18	01-17.E461	Emplr Soc Sec Tax	6110.79	21285.18	100895
DUPAGE CREDIT UNION	D000650	10/17/18	SPR 10-15-18	01-00.2013	Empl Authorized W/Holding	800.00	800.00	100876
DUPAGE CREDIT UNION	D000650	10/26/18	PR 10-20-18	01-00.2013	Empl Authorized W/Holding	2399.31	2399.31	100882
DUPAGE CREDIT UNION	D000650	11/02/18	SPR 10-31-18	01-00.2013	Empl Authorized W/Holding	800.00	800.00	100892
DUPAGE CREDIT UNION	D000650	11/09/18	PR 11-03-18	01-00.2013	Empl Authorized W/Holding	2399.31	2399.31	100897
HEALTH CARE SERVICE CORP.	H000190	10/30/18	165585	01-17.E455	Health Insurance	43589.06	43589.06	100885
ILLINOIS DEPARTMENT OF REVENUE	I000240	10/19/18	SPR 10-15-18	01-00.2001	State Tax	1381.26	1381.26	100875
ILLINOIS DEPARTMENT OF REVENUE	I000240	10/30/18	PR 10-20-18	01-00.2001	State Tax	3599.86	3599.86	100881
ILLINOIS DEPARTMENT OF REVENUE	I000240	11/05/18	SPR 10-31-18	01-00.2001	State Tax	1583.27	1583.27	100891
ILLINOIS DEPARTMENT OF REVENUE	I000240	11/13/18	PR 11-03-18	01-00.2001	State Tax	3775.80	3775.80	100896
ILLINOIS MUNICIPAL	I000300	11/09/18	Pension	01-00.2003	Empl Pension Deposit	10345.47		
		11/09/18	Pension	01-00.2014	Empl Vol Pension Deposit	6509.49		
		11/09/18	Pension	01-17.E460	Emplr Pension Deposit	28024.67	44879.63	100887
TREASURER, STATE OF ILLINOIS	I000460	11/01/18	Unclaimed	01-05.3001	Unclaimed Property	3848.45	3848.45	061141
INVOICE CLOUD	I000750	11/07/18	607-2018-10	01-11.B121	Biller Portal Fees	284.70	284.70	100900
MC2 ENERGY SERVICES	M000320	10/31/18	Various	01-15.B100	LS Electric	4974.86	4974.86	100888
MC2 ENERGY SERVICES	M000320	10/31/18	1108062005	01-11.B100	Admin Elec	114.09		
		10/31/18	1108062005	01-12.B100	WWTC Elec	6064.78	6178.87	100889
MIDAMERICA ADMIN HRA ACCOUNT	M000557	10/30/18	HRA Funding	01-17.E455	HRA Acct Funding	500.00	500.00	100886
STATE DISBURSEMENT UNIT	S000650	10/26/18	PR 10-20-18	01-00.2012	Wage Deduction	627.23	627.23	100883
STATE DISBURSEMENT UNIT	S000650	11/09/18	PR 11-03-18	01-00.2012	Wage Deduction	627.23	627.23	100898
3 CORNERS GRILL & TAP	T000020	11/13/18	Empl Lunch	01-11.B117	Admin Empl	101.70		
		11/13/18	Empl Lunch	01-12.B117	Maint/Ops Empl	325.44		
		11/13/18	Empl Lunch	01-13.B117	Lab Empl	61.02		
		11/13/18	Empl Lunch	01-14.B117	SS Empl	142.38	630.54	061142
TRANSAMERICA RETIREMENT SOLUTION	T000415	10/17/18	SPR 10-15-18	01-00.2026	Def Comp IPPFA	1000.00	1000.00	100877
TRANSAMERICA RETIREMENT SOLUTION	T000415	10/26/18	PR 10-20-18	01-00.2028	Def Comp Loan Repay IPPFA	110.51	110.51	100884
TRANSAMERICA RETIREMENT SOLUTION	T000415	11/02/18	SPR 10-31-18	01-00.2026	Def Comp IPPFA	1000.00	1000.00	100894
TRANSAMERICA RETIREMENT SOLUTION	T000415	11/09/18	PR 11-03-18	01-00.2028	Def Comp Loan Repay IPPFA	110.51	110.51	100899
VANTAGEPOINT TRANSFER AGENTS-45V	V000120	10/17/18	SPR 10-15-18	01-00.2020	Def Comp ICMARC	300.00	300.00	100878
VANTAGEPOINT TRANSFER AGENTS-45V	V000120	11/02/18	SPR 10-31-18	01-00.2020	Def Comp ICMARC	300.00	300.00	100893
						=====	=====	
Total Payments:						182179.94	182179.94	
ACH Payments Total:						177700.95	.00	
Check Payments Total:						4478.99	182179.94	

===== VENDOR =====			===== INVOICE =====					
NAME	NUMBER	DATE	NUMBER	G/L NUMBER	EXPENSE DESCRIPTION	EXPENSE	CHECK AMT	CHECK NO
BAXTER & WOODMAN, INC.	B000120	10/22/18	0202209	02-36.0504	Lib Park LS Replacement	145.00	145.00	100942
						=====	=====	
Total Payments:						145.00	145.00	
ACH Payments Total:						145.00	.00	
Check Payments Total:						.00	145.00	

DATE _____

REVIEWED _____

TRUSTEE APPROVAL _____

PRESIDENT

CLERK

G/L NUMBER	COST ACCTG DESCRIPTION	DEBIT	CREDIT
01-00.1000	CASH		572329.43-
01-00.1001	CASH - PAYROLL ACCOUNT	148911.91	
01-00.2000	FEDERAL TAX WITHHELD	23288.21	
01-00.2001	STATE TAX WITHHELD	10340.19	
01-00.2002	SOCIAL SECURITY WITHHELD	16552.86	
01-00.2003	IMRF WITHHELD	10345.47	
01-00.2005	CLEARING	6442.56	
01-00.2012	WAGE DEDUCTION ORDER	1254.46	
01-00.2013	CREDIT UNION WITHHELD	6398.62	
01-00.2014	VOLUNTARY ADDITIONAL PENSION CONTRIBUTION	6509.49	
01-00.2017	VOLUNTARY GROUP LIFE	304.00	
01-00.2020	DEFERRED COMPENSATION WITHHELD - ICMARC	600.00	
01-00.2026	DEFERRED COMPENSATION WITHHELD - IPPFA	2000.00	
01-00.2028	DC PLAN LOAN REPAYMENT WITHHELD	221.02	
01-05.3001	USER RECEIPTS	13151.75	
01-11.B100	ELECTRICITY	279.93	
01-11.B101	NATURAL GAS	41.44	
01-11.B102	WATER, GARBAGE AND OTHER UTILITIES	188.85	
01-11.B110	BANK CHARGES	24.40	
01-11.B112	COMMUNICATION	1186.78	
01-11.B115	EQUIPMENT/EQUIPMENT REPAIR	172.50	
01-11.B116	SUPPLIES	1314.69	
01-11.B117	EMPLOYEE/DUTY COSTS	1113.32	
01-11.B118	BUILDING AND GROUNDS	1723.71	
01-11.B119	POSTAGE	25.93	
01-11.B120	PRINTING/PHOTOGRAPHY	1017.25	
01-11.B121	USER BILLING MATERIALS	7149.06	
01-11.B124	CONTRACT SERVICES	12562.16	
01-11.C222	GAS/FUEL	100.08	
01-11.C225	OPERATION/REPAIR	9.85	
01-12.B100	ELECTRICITY	18685.32	
01-12.B101	NATURAL GAS	530.35	
01-12.B102	WATER, GARBAGE AND OTHER UTILITIES	2346.56	
01-12.B104	FUEL - GENERATORS	362.38	
01-12.B112	COMMUNICATION	1219.95	
01-12.B113	EMERGENCY/SAFETY EQUIPMENT	341.80	
01-12.B116	SUPPLIES	3297.63	
01-12.B117	EMPLOYEE/DUTY COSTS	1151.15	
01-12.B401	CHEMICALS - DISINFECTION	3906.00	
01-12.B402	CHEMICALS - SLUDGE DEWATERING	2142.54	
01-12.B501	EQPT/EQPT REPAIR - BIOSOLIDS AGING & DISPOSAL	1117.73	
01-12.B504	EQPT/EQPT REPAIR - GRIT REMOVAL	728.75	
01-12.B505	EQPT/EQPT REPAIR - INFLUENT PUMPING	396.32	
01-12.B506	EQPT/EQPT REPAIR - PRIMARY TREATMENT	4657.28	
01-12.B507	EQPT/EQPT REPAIR - SECONDARY TREATMENT	19749.46	
01-12.B509	EQPT/EQPT REPAIR - SLUDGE DEWATERING	1587.93	

G/L NUMBER	COST ACCTG DESCRIPTION	DEBIT	CREDIT
01-12.B510	EQPT/EQPT REPAIR - SLUDGE DIGESTION	1374.09	
01-12.B512	EQPT/EQPT REPAIR - WWTC GENERAL	1335.32	
01-12.B513	EQPT/EQPT REPAIR - WWTC UTILITIES	12596.96	
01-12.B801	BLDG AND GROUNDS - BIOSOLIDS AGING & DISPOSAL	12505.00	
01-12.B802	BLDG AND GROUNDS - DISINFECTION	398.85	
01-12.B803	BLDG AND GROUNDS - EXCESS FLOW	87.51	
01-12.B804	BLDG AND GROUNDS - GRIT REMOVAL	26.18	
01-12.B805	BLDG AND GROUNDS - INFLUENT PUMPING	2249.33	
01-12.B809	BLDG AND GROUNDS - SLUDGE DEWATERING	30.63	
01-12.B810	BLDG AND GROUNDS - SLUDGE DIGESTION	29.17	
01-12.B811	BLDG AND GROUNDS - TERTIARY TREATMENT	285.75	
01-12.B812	BLDG AND GROUNDS - WWTC GENERAL	4817.57	
01-12.C222	GAS/FUEL	1969.04	
01-12.C225	OPERATION/REPAIR	1632.80	
01-13.B116	SUPPLIES	555.59	
01-13.B117	EMPLOYEE/DUTY COSTS	111.02	
01-13.B123	OUTSIDE LAB SERVICES	1352.00	
01-13.C222	GAS/FUEL	30.99	
01-13.C225	OPERATION/REPAIR	5.25	
01-14.B112	COMMUNICATION	629.83	
01-14.B113	EMERGENCY/SAFETY EQUIPMENT	10.86	
01-14.B115	EQUIPMENT/EQUIPMENT REPAIR	1861.46	
01-14.B116	SUPPLIES	978.83	
01-14.B117	EMPLOYEE/DUTY COSTS	1370.22	
01-14.B124	CONTRACT SERVICES	464.65	
01-14.B902	SEWER SYSTEM REPAIRS - REPLACEMENT	1104.08	
01-14.B903	SEWER SYSTEM REPAIRS - REHABILITATION	3488.00	
01-14.B910	SEWER SYSTEM REPAIRS - BSSRAP PROGRAM	63176.32	
01-14.C222	GAS/FUEL	1831.04	
01-14.C225	OPERATION/REPAIR	919.98	
01-15.B100	ELECTRICITY	12550.37	
01-15.B112	COMMUNICATION	357.61	
01-15.B116	SUPPLIES	78.57	
01-15.B521	EQPT/EQPT REPAIR - CENTEX	1582.25	
01-15.B524	EQPT/EQPT REPAIR - HOBSON	727.68	
01-15.B527	EQPT/EQPT REPAIR - VENARD	1128.00	
01-15.B528	EQPT/EQPT REPAIR - WROBLE	3584.00	
01-15.B529	EQPT/EQPT REPAIR - LIFT STATIONS GENERAL	5935.00	
01-15.B820	BLDG AND GROUNDS - BUTTERFIELD	122.24	
01-15.B821	BLDG AND GROUNDS - CENTEX	164.24	
01-15.B823	BLDG AND GROUNDS - EARLSTON	151.24	
01-15.B824	BLDG AND GROUNDS - HOBSON	588.45	
01-15.B825	BLDG AND GROUNDS - LIBERTY PARK	171.24	
01-15.B826	BLDG AND GROUNDS - NORTHWEST	209.24	
01-15.B827	BLDG AND GROUNDS - VENARD	164.24	
01-15.B828	BLDG AND GROUNDS - WROBLE	171.24	

G/L NUMBER	COST ACCTG DESCRIPTION	DEBIT	CREDIT
01-17.E455	EMPLOYEE GROUP HEALTH	47386.31	
01-17.E460	IMRF	28024.67	
01-17.E461	SOCIAL SECURITY	16552.88	
02-00.1000	CASH		145.00-
02-36.0504	CONSTRUCTION ADMIN/RESIDENT ENG/ARCH SUPRVISN	145.00	
		=====	
		572474.43	572474.43-

Vendor	Invoice Date	Amount	Coding	Coding Description	Purchase Location	Emp.	Procurement	Project Name (if applicable)	Item Description
Grainger	11/09/18	\$12.92	01-14.B115	SEWER SYSTEM EQUIPMENT/EQUIPMENT REPAIR	In-Store	AC		System Garage Air Compressor	V-Belt
Grainger	11/09/18	\$57.80	01-12.B512	EQPT/EQPT REPAIR - WWTC GENERAL	Delivered	AC		Shop Tool (Replacement for Worn out Tool)	48oz Dead Blow Hammer
Grainger	11/13/18	\$94.72	01-12.B812	BLDG & GROUNDS - WWTC GENERAL	Delivered	MR		MSB Garage Overhead Doors	3 Button Control Stations
Grainger	10/15/18	\$283.44	01-12.B116	WWTC SUPPLIES	Delivered	MM	shopped		Washdown hose
Grainger	10/15/18	\$285.75	01-12.B811	BLDG & GROUNDS - TERTIARY TREATMENT	In-Store	NW		Interm Clarifier Sludge Bldg	Electric Unit Heater
Grainger	10/16/18	\$69.78	01-12.B512	EQPT/EQPT REPAIR - WWTC GENERAL	In-Store	RF		Replacement Electrical supplies	Label Maker Cartridge, Control Screw Driver
Grainger	10/18/18	\$10.86	01-14.B113	WWTC EMERGENCY/SAFETY EQUIPMENT	Delivered	DJ		Safety	High Visibility Vest
Grainger	10/18/18	\$2,240.00	01-12.B805	BLDG & GROUNDS - INFLUENT PUMPING	Delivered	JPB		Bar Screen Building	Hazardous Location Light Fixture
Grainger	10/18/18	\$46.23	01-12.B512	EQPT/EQPT REPAIR - WWTC GENERAL	Delivered	JPB		Maintenance Repair Supplies	Hardware & Plumbing Supplies
Grainger	10/19/18	\$398.85	01-12.B802	BLDG & GROUNDS - DISINFECTION	In-Store	RF		Electric Unit Heater Replacement (NW) Dechlorination Building	5kW 480 Volt Unit Heater
Grainger	10/22/18	\$7.06	01-12.B510	EQPT/EQPT REPAIR - SLUDGE DIGESTION	Delivered	JPB		Heat Exchanger 5 Draft Induction Fan	V-Belt
Grainger	10/23/18	\$81.88	01-12.B510	EQPT/EQPT REPAIR - SLUDGE DIGESTION	Delivered	RF		Heat Exchanger 3 New Burner Control	Enclosure Window Kit
Grainger	10/25/18	\$38.50	01-12.B512	EQPT/EQPT REPAIR - WWTC GENERAL	Delivered	RF		Conduit Bender (Replacement for Broken Tool)	1/2" EMT Conduit Bender
Grainger	10/25/18	\$64.82	01-12.B116	WWTC SUPPLIES	In-Store	MM		Supplies	Space heater and respirator wipes
Grainger	10/25/18	-\$81.88	01-12.B510	EQPT/EQPT REPAIR - SLUDGE DIGESTION	In-Store	RF		Heat Exchanger 3 New Burner Control	Enclosure Window Kit (Returned)
Grainger	10/29/18	\$370.88	01-12.B812	BLDG & GROUNDS - WWTC GENERAL	Delivered	MM	Circle K	Winter Building and Grounds	Heavy duty walk behind salt spreader
Grainger	10/29/18	\$83.18	01-12.B505	EQPT/EQPT REPAIR - INFLUENT PUMPING	Delivered	CP		Bar Screen 1 Drive Bearing Lubrication	Automatic Grease Feed Cup
Grainger	10/31/18	\$24.59	01-12.B512	EQPT/EQPT REPAIR - WWTC GENERAL	Delivered	RF		Maintenance Repair Supplies	Electrical Supplies
Grainger	11/01/18	\$112.39	01-12.B512	EQPT/EQPT REPAIR - WWTC GENERAL	Delivered	JPB		Maintenance Repair Supplies	Hardware & Plumbing Supplies
Grainger	11/01/18	\$3.04	01-12.B812	BLDG & GROUNDS - WWTC GENERAL	Delivered	RF		5006 Storage Building Security Light	Light Bulbs (2)
Grainger	11/06/18	\$83.20	01-12.B116	WWTC SUPPLIES	Delivered	MM	Circle K	Supplies	Latex Gloves
Grainger	11/06/18	\$1.62	01-12.B116	WWTC SUPPLIES	Delivered	AC		Supplies	5/32" Drill Bit
Grainger	11/07/18	\$367.00	0.2005	Clearing	Delivered	JPB		Uno Yard - To Be Reimbursed by Uno	Power Outlets
Home Depot	10/15/18	\$56.94	01-12.B505	EQPT/EQPT REPAIR - INFLUENT PUMPING	In-Store	AC		Raw Sewage Pump 1-5 Seal Water Overhaul	Ball Valves and Copper Fittings
Home Depot	10/24/18	\$52.88	01-14.B116	SEWER SYSTEM SUPPLIES	In-Store	AH		BSSRAP	Boot covers and knee pads
Home Depot	11/02/18	\$48.06	01-12.B812	BLDG & GROUNDS - WWTC GENERAL	In-Store	NW		WWTC 2018 Door Replacement Project	Painting Supplies for the Doors & Frames
Home Depot	11/12/18	\$26.97	01-12.B116	WWTC SUPPLIES	In-Store	MR		Supplies	Arm & Hammer Laundry Soap
Home Depot	11/12/18	\$9.26	0.2005	Clearing	In-Store	RF		Uno Yard - To Be Reimbursed by Uno	Grounding Bar for Circuit Panel
Home Depot	10/31/18	\$21.58	01-11.B118	ADMIN BUILDING & GROUNDS	In-Store	CP		Awards Display Shelving & Water Cooler Installation	Hardware & Painting Supplies
Home Depot	10/29/18	\$142.02	01-12.B812	BLDG & GROUNDS - WWTC GENERAL	In-Store	ST		Winter Building and Grounds	Shovels, snow stakes
Home Depot	11/07/18	\$12.76	01-12.B116	WWTC SUPPLIES	In-Store	RF		Plumbing Supplies	PVC Primer & Cement
Home Depot	10/26/18	\$77.41	01-11.B118	ADMIN BUILDING & GROUNDS	In-Store	CP		Awards Display Shelving	Shelving and Hardware
Home Depot	10/16/18	\$118.96	01-12.B116	WWTC SUPPLIES	In-Store	CP		Misc. Supplies	Vacuum Repair Parts, Work Light, Silicone Sealant, Ratchet
Home Depot	11/05/18	\$34.79	0.2005	Clearing	In-Store	RF		Uno Yard - To Be Reimbursed by Uno	Screws & Drill Bit
Home Depot	10/26/18	\$30.95	01-14.B116	SEWER SYSTEM SUPPLIES	In-Store	AH		Supplies	Tire gauge, shop towels
Home Depot	11/05/18	\$27.94	01-13.B116	LAB SUPPLIES	In-Store	DRB		lab supplies	trash bags and batteries
Home Depot	08/27/18	\$9.33	01-12.B805	BLDG & GROUNDS - INFLUENT PUMPING	In-Store	RF		Boiler Shut Off	Covers
Home Depot	10/26/18	\$199.99	01-11.B118	ADMIN BUILDING & GROUNDS	Delivered	JPB		Water Cooler Replacements	Water Cooler, Self Cleaning
Home Depot	10/26/18	\$399.98	01-12.B812	BLDG & GROUNDS - WWTC GENERAL	Delivered	JPB		Water Cooler Replacements	(2) Water Cooler, Self Cleaning - Ops & MSB

Date: 11/15/2018
Due Date: 11/20/2018
Invoice #: Reimburse

Petty Cash Checking Reimbursement

D-440

Date	Purchased From	Description	Code	Amount	Ck No.
10/18/18	Baxter & Woodman	DRB Seminar	13.B117	50.00	3535
10/18/18	Baxter & Woodman	MM Seminar	12.B117	50.00	3535
10/19/18	Costco	Motor Oil	12.C225	143.45	3536
10/19/18	Village of DG	Customer pd us for Village Invoice	00.2005	120.43	3537
10/25/18	James Belousek	BSSRAP Rodding Refund	14.B910	360.50	3538
10/30/18	IAWA	NJM, WCC, LC, & 2 Guest Tech Meet	11.B117	200.00	3539
11/09/18	American Bottling	Soda for WWTC Machine	00.2005	118.65	3540
11/06/18	Costco	Portable Pumps	12.B512	129.96	3541
11/07/18	David Miller	BSSRAP Rodding Refund	14.B910	360.50	3542

Total Receipts/Reimbursement 1533.49

Expense by code

00.2005	239.08
11.B117	200.00
12.B117	50.00
12.B512	129.96
12.C225	143.45
13.B117	50.00
14.B910	721.00
	<hr/>
	1533.49

The DuPage River Salt Creek Workgroup Membership

Nick Menninga
General Manager
Downers Grove Sanitary District

November, 2018



DuPage River Salt Creek Workgroup

Creation of the Workgroup

- TMDLs in 3 Local Watersheds – 2003/4
 - Salt Creek – DO/chlorides
 - East Branch DuPage River – DO/chlorides
 - West Branch DuPage River - chlorides
- Initial recommendations of TMDLs questioned by NPDES permittees (POTWs)
- Adaptive management suggested by POTWs as alternate recommendation, accepted by EPA
- Workgroup formed to conduct TMDL adaptive management



Workgroup Membership

- Agency Members
 - Conventional POTW NPDES permittees
 - Municipalities with stormwater systems - MS4s
- Other interested entities (associate members)
 - NGOs
 - Consultants
 - Other local government agencies – FPD, DOT
 - EPA



Organization

- Modeled after IAWA
- Executive Board
 - 3 Officers
 - 4 Committee chairs
 - 3 Members at large
- Staff provided by local NGO – The Conservation Foundation
- Regular periodic meetings, committee meetings as needed
- Workgroup acts as monitoring/planning entity



Annual Revenues

- Member Revenues: \$300,000 per year targeted
 - 2/3 from 19 POTW owners
 - 1/3 from 57 MS4 owners
 - Small 'extra' revenue from Associate members
- Matching grant money (EPA): about \$200,000 per year
 - Typical 60/40 split for 319 grants
 - Past activities have been eligible
 - No longer able to access this revenue
- Project design/construction generally not paid from these revenues

DRSCW Members

- Village of Addison
- AECOM
- Arcadis US, Inc.
- Village of Arlington Heights
- City of Aurora
- Baxter & Woodman, Inc.
- Village of Bartlett
- Village of Bensenville
- Black & Veatch
- Village of Bloomingdale
- Village of Bolingbrook
- CDM Smith
- Village of Carol Stream
- Carollo Engineers
- Christopher B. Burke Engineering, Ltd.
- Village of Clarendon Hills
- Clark Dietz
- Donohue & Associates
- Village of Downers Grove
- Downers Grove Sanitary District
- DuPage County
- DuPage County Health Department
- City of Elmhurst
- Elmhurst-Chicago Stone, Co.
- Engineering Resource Associates, Inc.
- Forest Preserve District of Cook County
- Forest Preserve District of DuPage County
- Geosyntec Consultants
- Glenbard Wastewater Authority
- Village of Glen Ellyn
- Village of Glendale Heights
- HR Green, Inc.
- Village of Hanover Park
- Hey & Associates, Inc.
- Village of Hinsdale
- Village of Hoffman Estates
- Huff & Huff, Inc.
- Illinois Department of Transportation
- Illinois Tollway
- Industrial Systems, Ltd.
- Inter-Fluve, Inc.
- Village of Itasca
- K-Tech Specialty Coatings, Inc.
- Village of Lisle
- Lisle Township Highway Department
- Village of Lombard
- Metro Strategies
- Morris Engineering, Inc.
- City of Naperville
- Naperville Park District
- Naperville Township Road District
- City of Northlake
- Village of Oak Brook
- City of Oakbrook Terrace
- Village of Palatine
- Prairie Rivers Network
- RHMG Engineers, Inc.
- RJN Group, Inc.
- Robinson Engineering, Ltd.
- Village of Roselle
- Ruckert & Mielke
- Salt Creek Sanitary District
- Salt Creek Watershed Network
- Village of Schaumburg
- Sierra Club, River Prairie Group
- Strand Associates, Inc.
- Suburban Laboratories, Inc.
- The Conservation Foundation
- The Morton Arboretum
- Trotter & Associates, Inc.
- V3 Companies
- Village of Villa Park
- City of West Chicago
- Walter E. Deuchler Associates, Inc.
- City of Warrenville
- WellSpring Environmental Products
- Village of Westchester
- Village of Western Springs
- Village of Westmont
- City of Wheaton
- Wheaton Sanitary District
- Village of Winfield
- City of Wood Dale
- Village of Woodridge
- York Township Highway Department

Stream Monitoring Program

- Very high resolution evaluation of
 - Stream/sediment chemistry
 - Stream biology (fish and macro-invertebrate assemblages)
 - Stream physical conditions/habitat (using QHEI)
- Do all three sub-watersheds every 4 years
- Continuous DO monitors, 12-15 sites
- Annual cost: ~\$150,000



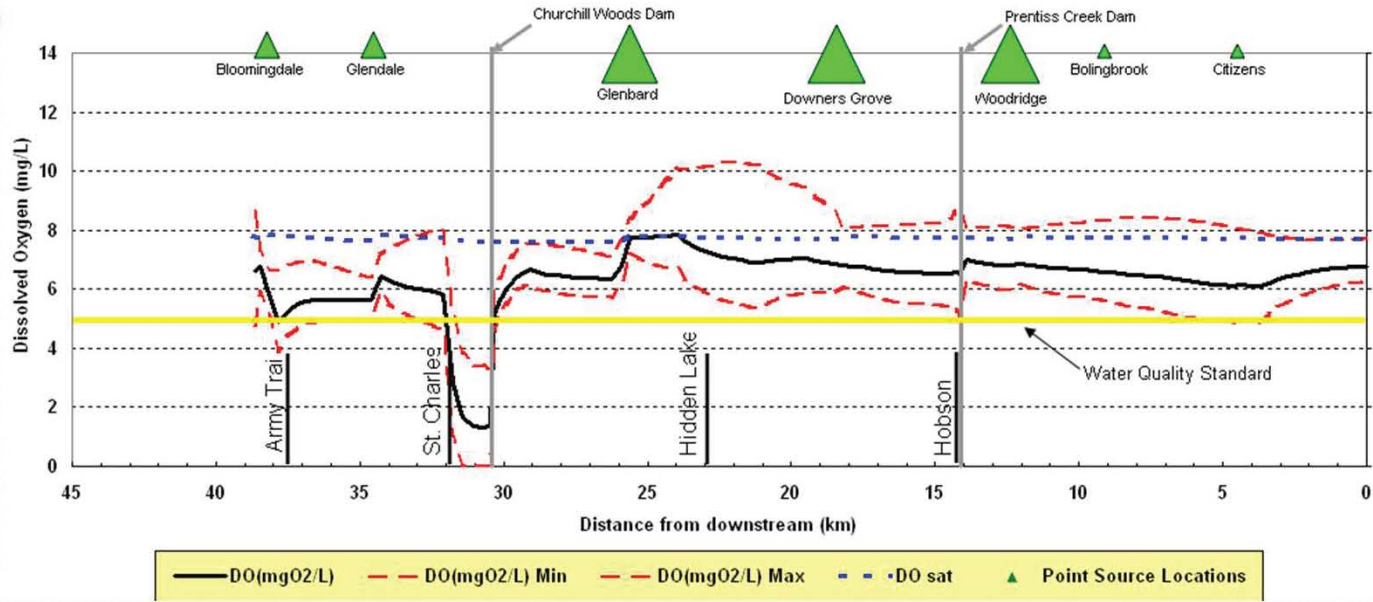


Early Activities: Address TMDLs

- Study stream DO at high level of detail per TMDL
 - Modeling of stream DO
 - Evaluate options for improving DO
 - Recommend dam removal

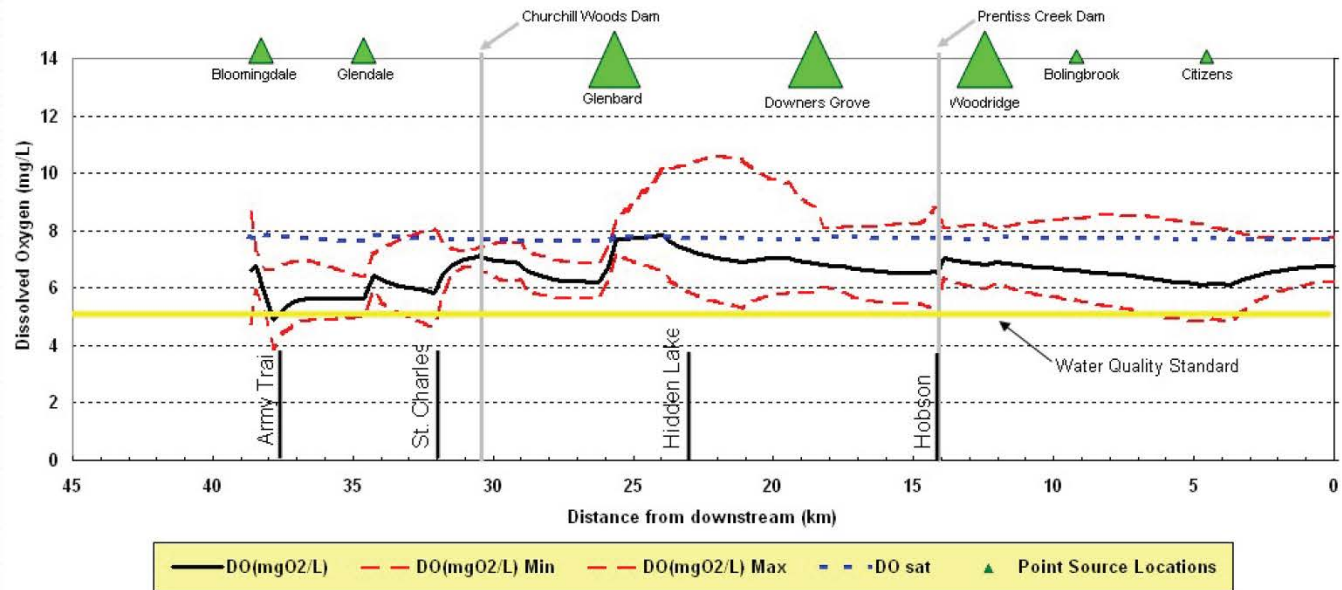
Dissolved Oxygen in East Branch DuPage River

Baseline Conditions



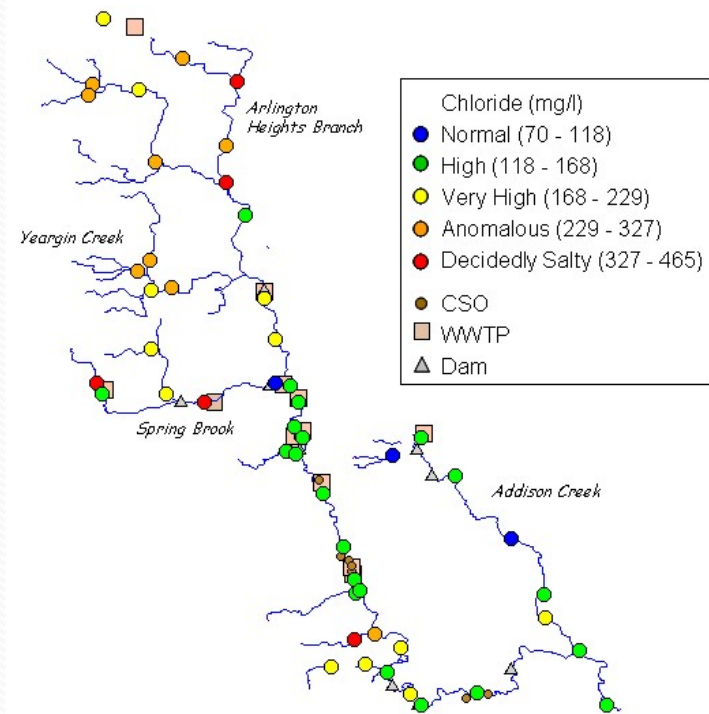
Dissolved Oxygen in East Branch DuPage River

Churchill Woods Dam Removed



Early Activities: Address TMDLs

- Develop and implement chloride reduction strategy





Subsequent TMDL

- Workgroup monitoring reveals more impairments
- TMDL started in 2009
- Fecal Coliform, silver, DO and Chloride (more segments), pH
- Heavy comments from Workgroup on Stage 1 Report
- Workgroup working closely with EPA on Stage 2
- Stage 3 Report not yet complete
- **WORKGROUP DATA AND ASSISTANCE IS CRITICAL**

Data Evaluation: Beyond TMDLs

- New Goal – Get streams de-listed by restoring streams to support ‘passing’ biology
- Statistical evaluation of all potential stressors
- Identify stressors that correlate to biological health
- Identify and prioritize activities / projects to control stressors
 - MOUs on PAHs, salt use
 - Winter chloride reduction education
 - Dam removal
 - Habitat restoration
 - Control riparian zone
 - Non-point Amm-N study

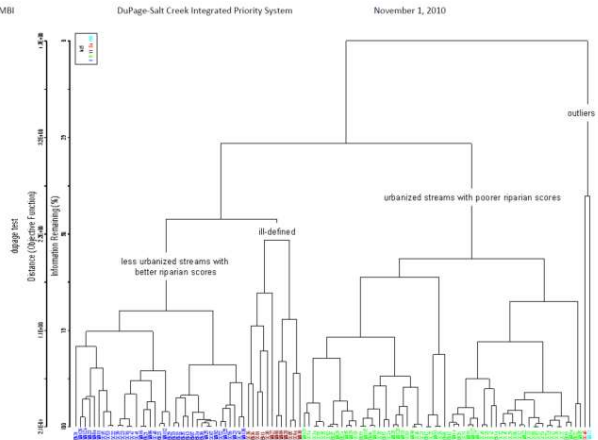
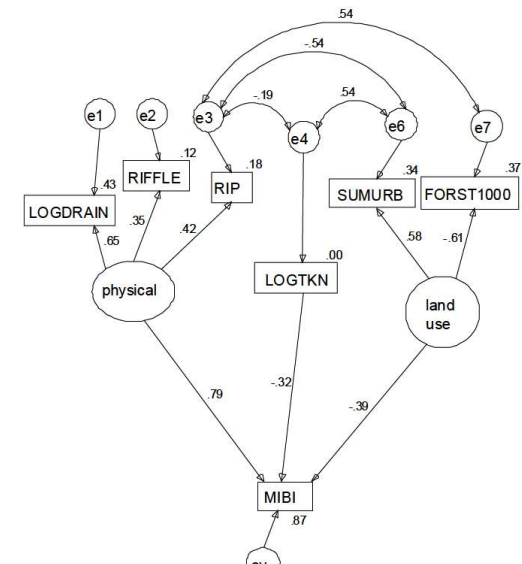
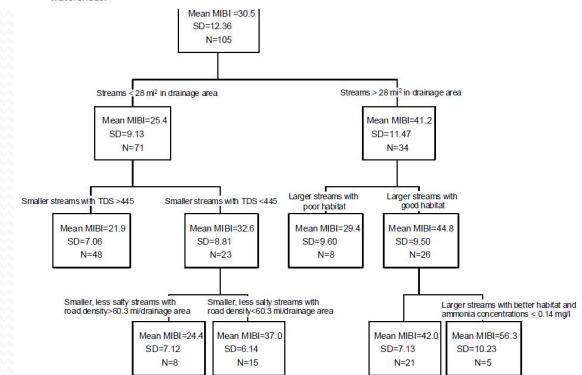


Figure 2. Cluster dendrogram based on Bray-Curtis similarity of fish assemblage attributes for sites in DuPage River-Salt Creek watersheds.





River Restoration Permitting and Special Assessment

- P not a priority stressor in local watershed
- P reduction not expected to impact local stream health
- P permit limits pending with EPA's nutrient strategy
- Capital program to temporarily re-purpose cost of P removal towards priority river restoration projects with better opportunities for biological improvement
- Workgroup member permits include delayed P compliance and proposed projects in lieu of
- Permitted members have agreement with DRSCW
- Special assessment revenue above membership dues

Associated Costs

- Membership dues
 - Current annual: \$22,176, 3% annual escalator
 - Amm-N and BOD treatment cost savings >\$3.3 million

- Special Assessment

2019	\$181,530
2020	\$186,976
2021	\$192,585
2022	\$198,363

- P treatment cost savings
 - Annual operating cost: \$716,000
 - Capital outlay: \$2.85 million



In-Kind Assistance

- General Manager
 - DRSCW Executive Committee
 - Project Committee Chair
 - NPDES Permit negotiation team
- Senior Advisor
 - DRSCW Executive Committee
 - Watershed Committee Chair
 - NPDES Permit negotiation team
 - Financial



Public Outreach

- Discussion in Newsletter
- Participation at Open House
- Regular interaction/coordination with neighboring agencies
- Recognition
 - Illinois Nutrient Loss Reduction Strategy
 - Three-party nutrient permitting agreement
 - USEPA publications



Advantages for Members

- MS4 permit requirements met
- Understanding of receiving stream health beyond EPA's current capability
- Watershed-level permitting: strength in numbers
- Can demonstrate cost-effective stream health improvements to constituents and regulators
- Reduced cost of compliance

DOWNERS GROVE SANITARY DISTRICT

M E M O

TO: Board of Trustees

FROM: W. Clay Campbell
Administrative Supervisor

DATE: November 13, 2018

RE: Investment in Certificate of Deposit – CIT Bank

In accordance with the District Investment Policy, we purchased the attached twelve-month Certificate of Deposit (CD) with CIT Bank on November 9, 2018. The CD is in the amount of \$245,000 at an interest rate of 2.15%. The District also has a money market account with CIT Bank holding \$5,000 and accruing interest at the rate of 0.45%. This still offers the District flexibility to move money from a CD into the money market account in the future upon maturity. The CD and money market account are cumulatively FDIC insured to \$250,000.

Staff would request for the Board to take action ratifying this investment at its next regular meeting of November 20, 2018.

Attachment

cc: KJR, RTJ, MJS, NJM, ICT, MGP



Safekeeping Receipt for Certificate of Deposit

Date of Issue: **11/09/2018**

Rollover

Account Number:

Downers Grove Sanitary District
Attn: William Clay Campbell
2710 Curtiss St.
Downers Grove, IL 60515

Term: 12 Months

- Monthly Check
- Check at Maturity
- Monthly ACH
- Compound Interest

Acknowledgment of Account Deposit

This certifies that there has been deposited with **CIT Bank, N.A.**, in the name of the above account holder, the amount set forth below. The funds are held in a certificate of deposit account bearing the following Interest Rate, Annual Percentage Yield (APY), and Maturity Date:

Deposit Amount	Interest Rate	APY	Maturity Date
\$245,000.00	2.15%	2.17%	11/09/2019

IMPORTANT INFORMATION REGARDING YOUR CERTIFICATE OF DEPOSIT ACCOUNT

The business entity and all authorized signers so designated by the business (excluding corporate signers) agree that we may obtain account experience information from a consumer reporting agency (such as ChexSystems). We may do so at the time the account is opened or at any other time while the account is open. This account is subject to all provisions stated in the **CIT Bank, N.A.** Account Disclosures for Personal and Business Accounts and any addenda thereto. **CIT Bank, N.A.** holds the right to amend the terms and conditions of the account at any time. You will be informed of changes that may affect your rights and obligations as may be required by law. Please notify us immediately if any of the signers named in this account should change or if there is a change in the mailing address. This certificate should not be purchased or accepted as security for a loan without first verifying the balances thereof with **CIT Bank, N.A.**

Redemption and Transferability

Unless we notify you otherwise, your CD will automatically renew for the minimum renewal term for your type of account at the rate then in effect for accounts of the same type and amount. **For CDs that automatically renew, there is a seven (7) day grace period beginning on the date of maturity at which point the funds can be transferred to another account or withdrawn without penalty.** CDs that do not automatically renew will stop earning interest at maturity. Unless we specifically state otherwise, any bonus we are offering to new accounts will generally not apply to automatically renewing CD accounts.

Early Withdrawals

For Certificate of Deposit accounts with terms of 7 days through 90 days, the Early Withdrawal Penalty is the amount of interest that would have been earned for the full term at the rate being paid on the amount withdrawn. For Certificate of Deposit accounts with terms of 91 days through 365 days, the Early Withdrawal Penalty is 90 Days of simple interest, whether earned or not, at the rate being paid on the amount withdrawn. For Certificate of Deposit accounts with terms of 366 days through 18 months, the Early Withdrawal Penalty is 180 Days of simple interest, whether earned or not, at the rate being paid on the amount withdrawn. For Certificate of Deposit accounts with terms greater than 18 months through 2 years, the Early Withdrawal Penalty is 270 days of simple interest, whether earned or not, at the rate being paid on the amount withdrawn. For Certificate of Deposit accounts with terms greater than 2 years, the Early Withdrawal Penalty is the GREATER of: (1) 2% of the amount withdrawn, or (2) a Market Adjustment on the amount withdrawn. The Market Adjustment estimates the interest cost that we would incur if we were to replace your early withdrawal or closed CD with another "replacement CD" at a higher cost. The replacement CD would be of a term that is closest to but not greater than the remaining term of your original CD. To calculate the Market Adjustment, we take the difference between the (lower) interest rate on your original CD and the (higher) interest rate on the replacement CD and multiply this difference by the amount being withdrawn, multiplied by the number of years (or partial year) remaining on your original CD. If the interest rate on the replacement CD is less than or equal to the interest rate on your original CD there is no applicable Market Adjustment. If we are offering more than one APY to the general public for a replacement CD with a term that is closest to but not greater than the remaining term of your original CD, at the time of your early withdrawal or early CD closure, we will use the lowest APY we are offering the general public for a replacement CD to calculate any applicable Market Adjustment. All withdrawals, including withdrawals of available interest and any early withdrawal penalties, may reduce earnings. Any withdrawals which reduce the account balance below the minimum balance requirement will require that the account be closed and shall be subject to the appropriate early withdrawal penalties.

CIT Bank, N.A.
Institutional Deposit Group
Encl: Disclosure Brochures

Authorized Signature

DOWNERS GROVE SANITARY DISTRICT

M E M O

TO: Board of Trustees

FROM: W. Clay Campbell
Administrative Supervisor

DATE: November 13, 2018

RE: Investment in Certificate of Deposit – TriState Capital Bank

In accordance with the District Investment Policy, we purchased the attached twelve-month Certificate of Deposit (CD) with TriState Capital Bank on November 9, 2018. The CD is in the amount of \$249,990 at an interest rate of 2.85%. The District also has a money market account with TriState Capital Bank holding \$10 and accruing interest at the rate of 0.25%. This still offers the District flexibility to move money from a CD into the money market account in the future upon maturity. The CD and money market account are cumulatively FDIC insured to \$250,000.

Staff would request for the Board to take action ratifying this investment at its next regular meeting of November 20, 2018.

Attachment

cc: KJR, RTJ, MJS, NJM, ICT, MGP

Return Service Requested



00224 0.3770 WCL0001
DOWNS GROVE SANITARY DISTRICT
2710 CURTISS ST PO BOX 1412
DOWNS GROVE, IL 60515-0703

Automatic Renewal Notice

Dear DOWNS GROVE SANITARY DISTRICT,

Your Certificate of Deposit, described below, matured on 11-09-18 and was automatically renewed at the renewal interest rate and the renewal Annual Percentage Yield (APY) stated below. If you wish to redeem this certificate please forward your written request to TriState Capital Bank within the 10 day grace period after maturity.

----Detail Information-----

Certificate:	
Renewal Interest Rate:	2.850%
Renewal APY:	2.89%
Issue Date:	11/09/16
New Maturity Date:	11/09/19
Redemption Value:	249,990.00

If you wish to redeem this Certificate of Deposit please forward your written request to TriState Capital Bank via fax or email. If you have any questions please contact:

Toll Free #	1-866-680-TSCB (8722), option 2
Fax #	412-304-0395
E-Mail:	depositoperations@tscbank.com

DOWNERS GROVE SANITARY DISTRICT

MEMO

TO: Nicholas J. Menninga
General Manager

FROM: W. Clay Campbell
Administrative Supervisor

DATE: November 16, 2018

RE: Progress Report – October, 2018

ADMINISTRATIVE

Personnel

On October 19, the District hired Jessica (“Jessie”) Gwozdz as a Part-Time Document Scanner to work on digitizing the over 4,900 files that have been generated by the District’s BSSRAP Program since its inception in 2002.

Illinois Public Employer Labor Relations Association (IPELRA) Annual Conference

On October 22-24 in Galena, I attended the annual conference of IPELRA which focuses on the latest trends in labor and employment for public employers in Illinois. There were numerous valuable speakers on both employment law and human resource topics and by attending the conference, I was able to acquire some of my continuing legal education credits required for maintaining my law license in Illinois.

Reimbursement Program for Sanitary Sewer
Backups Caused by Public Sanitary Sewer Blockages

There have been no new backups resulting from a mainline blockage since the last update, and as a result, I have not included a new summary.

Safety Committee

The Safety Committee will likely next have a regular meeting in December.

IAWA Technical Committee Meeting

Nick, Larry and I attended the IAWA Technical Committee meeting in Utica on November 9. Stephen McCracken and Deanna Doohaluk of DRSCW also attended as guests of the District.

Social Media/Website/Public Outreach Progress

In October, we launched our digital permit application process on the District’s website. We are working with the Sewer System Construction department to identify a developer that will pilot this new process with us and provide feedback. On December 4, Steve Ruffolo, a Downers Grove North

Environmental Science teacher, will be bringing 40-45 environmental science students for a tour of the District’s Wastewater Treatment Center.

Technology Update

Since Jessie’s start on October 19, she has digitized 510 BSSRAP files – this will likely put the District on a completion course of 6-9 months to fully digitize our BSSRAP records. Once complete, the District will going forward maintain all of its BSSRAP files in a digital format eliminating the need for sizable storage of paper files and providing consistent file access to multiple departments. In addition to these files being backed up locally, it is anticipated the District would additionally archive these files on our Box.com cloud storage server for redundancy.

We are working on several different projects for the next several months with Concentric Integration:

- Final resolution of the alarming node replacements (final hardware migration of Dialogix dialer cards) – this is still planned for November completion
- Mobile Device Management implementation – we have successfully enrolled 11 devices and will continue migrating devices to this platform over the year

The following is a detailed summary of the Invoice Cloud portal’s utilization in the last month and since the portal’s launch in February 2015 through the end of last month:

# of Customers registered in the last month:	88
# of Customers paying their bills online in the last month:	1011
Amount of Money processed through the Portal in the last month:	\$60,865.41
# of Customers signing up for Autopay through the Portal in the last month:	32
# of Customers enrolled in paperless billing in the last month:	37
# of customers registered for pay by text in the last month:	33
Cost to District for providing Invoice Cloud service in the last month:	\$284.70
Cost to District’s customers (convenience fees) in the last month:	\$1,776.09
Estimated Monthly savings from customers enrolled in paperless billing:	\$47.28
# of Customers registered from launch through last month:	3,566
# of Customers signing up for Autopay through the Portal from launch through last month:	894
# of Customers enrolled in paperless billing from launch through last month:	1,576
# of customers registered for pay by text from launch through last month:	898

FINANCIAL

Unclaimed Property Report

In 2017, Illinois state statute was modified to come more in line with the rest of the country, resulting in the unclaimed fund period for user refunds starting in 2018 to shift to a one year holding period and other categories of unclaimed funds to shift to a three year holding period instead of five years for both. This will considerably reduce the volume of unclaimed funds issued to the State from the District in the future. As a result, a significantly greater volume of funds were processed by the District and the Unclaimed Property Report was prepared. This report is required by the State Treasurer. For the District, the primary items included on this report are unclaimed user refunds with two anomalies being an unclaimed special assessment rebate and an unclaimed overpayment

of a special assessment bill. The November Claim Ordinance will include a check for \$3,848.45 to the State Treasurer for refunds unclaimed for one to three years depending on the type.

Real Estate Tax Sale

Annually, any unpaid special assessment installment is sent to the County in October for the November tax sale. This year, there were two unpaid assessment installment across multiple special assessments that were sent to the County. Since both of these installments were not paid prior to the deadline set by statute, they were approved for tax sale. There is still a redemption period after tax sale where the property owner can redeem these funds and prevent any further action.

Treasurer's Report and Investment Activity

The monthly Treasurer's Report is included separately in the packet each month and detailed investment information (financial institution name, current rate and dollar amount) is provided on the District's Investment Schedule also provided separately in the packet each month.

User Billing

Detailed billing information is attached to this report.

CODE ENFORCEMENT & UNSEWERED AREAS

Building Sanitary Service Repair Assistance Program; Infiltration and Inflow Removal Program; and Overhead Sewers and Backflow Prevention Devices Reimbursement Program

I have continued to perform the legal review of both Program Agreements and Access Agreements for all of the above programs as prepared by our office prior to execution by the parties.

Sewer Permitting Process

I have continued to perform the legal review of Access Agreements and Annexation Petitions prepared by our office as needed by sewer permit applicants.

cc: WDVB, ASK, PWC, KJR, RTJ, MJS, MGP

USER BILLING SUMMARY

User Charge System

Billings for October 2018 were as follows:

	User	\$335,065.60
	Surcharge	42,416.86
	Monthly fees	327,728.86
	Total	\$705,211.32
Summer Usage Adjustment		\$14,030.29
	Billable Flow	211,573,267
	Budgeted Billable Flow	222,131,282
	% Actual/Budgeted Billable Flow	95.25%
	YTD Billable Flow	1,093,073,903
	YTD Budgeted Billable Flow	1,087,666,723
	% Actual/Budgeted Billable Flow	100.50%

The user accounts receivable balance on 10/31/2018 is \$629,250.43 and consists of:

	Current charges due 11/15/18	\$529,420.05
	Past due charges and penalty	99,830.38
	Total	\$629,250.43

The past due charges represent:

<u>Age</u>	<u>User Charges</u>	<u>Penalty</u>	<u>Totals</u>
30 days past due	\$30,112.36	\$3,795.50	\$33,907.86
60 days past due	25,099.43	3,653.03	28,752.46
90 days & greater past due	33,575.34	3,594.72	37,170.06
Totals	\$88,787.13	\$11,043.25	\$99,830.38

Summary of
Past Due Charges
(90 Days and Over)

Five Year Comparison

October

<u>Year</u>	<u>User Charges</u>	<u>Penalty</u>	<u>Total</u>
2018	\$33,575.34	\$3,594.72	\$37,170.06 ***
2017	41,605.97	4,752.60	46,358.57 **
2016	39,945.94	5,369.89	45,315.83 **
2015	39,096.34	6,260.71	45,357.05 *
2014	33,486.35	4,737.01	38,223.36 *

***Includes \$9,759.39 (1 plug at \$1,098.30 and one dig up at \$8,661.09) in sewer disconnection costs on 2 accounts.

**Includes \$25,525.07 in sewer disconnection costs on 5 accounts

*Includes \$15,269.92 in sewer disconnection costs on 2 accounts.

Twelve Months Ending October 2018

<u>Month</u>	<u>User Charges</u>	<u>Penalty</u>	<u>Total</u>
10/31/18	\$33,575.34	\$3,594.72	\$37,170.06
9/30/18	46,466.55	6,378.34	52,844.89
8/31/18	43,522.44	6,201.77	49,724.21
7/31/18	42,514.28	5,727.42	48,241.70
6/30/18	41,261.64	5,562.91	46,824.55
5/31/18	48,401.71	6,633.70	55,035.41
4/30/18	47,731.52	6,146.82	53,878.34
3/31/18	50,163.93	6,372.97	56,536.90
2/28/18	49,771.82	6,385.66	56,157.48
1/31/18	43,493.66	5,378.84	48,872.50
12/31/17	42,305.17	5,072.42	47,377.59
11/30/17	42,113.25	5,076.48	47,189.73

Twenty-two (22) of thirty-six (36) delinquent accounts that were scheduled for pre-enforcement conferences on October 15, 2018 have paid in full. One account from 2012 and another from 2014 are the only two remaining sewer disconnections.

To: Nick Menninga, General Manager
From: Marc Majewski, Operations Supervisor
Re: Month of October, 2018 WWTC Operations Report.
Date: November 11, 2018

Attached please find detailed operating data and our monthly report to Illinois EPA for October. Note that we have added a sixth sheet reporting data for phosphorus and nitrogen removal, which we intend to include in the future. We had no excursions over our permit limits in October.

Certain highlights of operational activities included:

- Monthly flow: Average daily flows to the plant were 11.02 MGD. Total precipitation at the WWTC was 4.65". There were 3 days of excess flow during the month of October. There was 11 days of discharge over 11 MGD.
- Activated sludge: Good operating performance continued throughout the month of October. Floc formers are still predominating leading to good solids settling.
- Anaerobic Digesters: Pumped a total of 1,096,880 gallons of primary sludge, 1,062,010 gallons of WAS, and 337,455 gallons of waste grease for a total of 2,496,345 gallons pumped to digesters. Total Volatile Solids destruction was calculated at 63.4% for October.
- Digester gas: Total digester gas production was 7,714,502 cubic feet. 966,414 cubic feet of gas was used for anaerobic digestion heat, and 1,925,928 cubic feet was used in the CHP facilities. 3,817,873 cubic feet of flared gas was recorded during the month. Natural gas was used for hot water and building heat. The Munters dehumidifier used 1,004,287 cubic feet of gas.
- Bio-solids: Bio-mechanics delivered 518 cubic yards of bio-solids in the month of October. Total delivered for this year is 3,043 Cubic yards. Drying and deliveries have slowed due to recent weather.
- Miscellaneous Items: On October 15-17th iron sponge media was replaced in the hydrogen sulfide removal vessel. On October 27th CHP 2 repairs were completed and the unit was placed back into service.
- Electricity: Overall net energy from ComEd was: 217,846 KW-Hrs. Electricity Generated by the CHP system: 117,584 KW-Hrs. Monthly net energy (including natural gas usage) was 227 MW-Hrs for the month of October. Electricity production was significantly reduced until CHP 2 repairs were completed.

C: WDVB, ASK, PWC, KJR, RTJ, MJS, WCC, MGP

Monthly Operations Report Page 1

	WWTC Rainfall	B01 Parshall Flume Flow Max Mgd	B01 Parshall Flume Flow Min Mgd	B01 Parshall Flume Flow Avg Mgd	A01 Parshall Flume Flow Max Mgd	A01 Parshall Flume Flow Avg Mgd	C01 Int Clar #1 Flow Max Mgd	C01 Int Clar #1 Flow Avg Mgd	Outfall 003 Flow Max Mgd	Outfall 003 Flow Avg Mgd	Total Flow Max Mgd	Total Flow Avg Mgd	002 Outfall Flow Avg Mgd
Date	inches	MGD	MGD	MGD	MGD	MGD	MGD	MGD	MGD	MGD	MGD	MGD	MGD
10/1/2018	1.06	12.44	3.36	6.75	0.00	0.00	0.00	0.00	0.00	0.00	12.44	6.75	0.00
10/2/2018	0.01	26.49	12.13	19.54	15.71	0.76	0.00	0.00	0.00	0.00	42.20	20.30	0.87
10/3/2018	0.00	15.59	8.39	11.48	0.00	0.00	0.00	0.00	0.00	0.00	15.59	11.48	0.00
10/4/2018	0.05	14.83	6.56	9.08	0.00	0.00	0.00	0.00	0.00	0.00	14.83	9.08	0.00
10/5/2018	0.91	23.19	4.85	12.29	0.00	0.00	0.00	0.00	0.00	0.00	23.19	12.29	0.00
10/6/2018	0.23	27.05	19.62	22.97	8.97	0.82	0.00	0.00	0.00	0.00	36.02	23.79	0.83
10/7/2018	0.64	21.52	14.92	16.70	0.00	0.00	0.00	0.00	0.00	0.00	21.52	16.70	0.00
10/8/2018	0.13	27.12	18.54	23.29	4.86	0.77	0.00	0.00	0.00	0.00	31.97	24.07	0.83
10/9/2018	0.00	22.04	12.73	16.48	0.00	0.00	0.00	0.00	0.00	0.00	22.04	16.48	0.00
10/10/2018	0.40	24.96	6.58	15.89	0.00	0.00	0.00	0.00	0.00	0.00	24.96	15.89	0.00
10/11/2018	0.00	20.16	12.56	15.05	0.00	0.00	0.00	0.00	0.00	0.00	20.16	15.05	0.00
10/12/2018	0.00	15.42	8.09	11.73	0.00	0.00	0.00	0.00	0.00	0.00	15.42	11.73	0.00
10/13/2018	0.00	15.20	7.23	10.12	0.00	0.00	0.00	0.00	0.00	0.00	15.20	10.12	0.00
10/14/2018	0.10	15.00	5.91	9.59	0.00	0.00	0.00	0.00	0.00	0.00	15.00	9.59	0.00
10/15/2018	0.10	15.38	6.91	10.48	0.00	0.00	0.00	0.00	0.00	0.00	15.38	10.48	0.00
10/16/2018	0.00	14.67	5.77	9.10	0.00	0.00	0.00	0.00	0.00	0.00	14.67	9.10	0.00
10/17/2018	0.00	15.35	5.52	8.62	0.00	0.00	0.00	0.00	0.00	0.00	15.35	8.62	0.00
10/18/2018	0.00	11.77	4.69	8.26	0.00	0.00	0.00	0.00	0.00	0.00	11.77	8.26	0.00
10/19/2018	0.05	11.75	4.95	8.26	0.00	0.00	0.00	0.00	0.00	0.00	11.75	8.26	0.00
10/20/2018	0.00	11.22	5.08	7.86	0.00	0.00	0.00	0.00	0.00	0.00	11.22	7.86	0.00
10/21/2018	0.00	11.53	4.27	7.68	0.00	0.00	0.00	0.00	0.00	0.00	11.53	7.68	0.00
10/22/2018	0.00	11.23	4.35	7.67	0.00	0.00	0.00	0.00	0.00	0.00	11.23	7.67	0.00
10/23/2018	0.00	10.39	3.96	7.32	0.00	0.00	0.00	0.00	0.00	0.00	10.39	7.32	0.00
10/24/2018	0.00	10.33	3.82	7.18	0.00	0.00	0.00	0.00	0.00	0.00	10.33	7.18	0.00
10/25/2018	0.00	10.27	3.97	7.26	0.00	0.00	0.00	0.00	0.00	0.00	10.27	7.26	0.00
10/26/2018	0.00	10.30	4.07	7.20	0.00	0.00	0.00	0.00	0.00	0.00	10.30	7.20	0.00
10/27/2018	0.01	10.27	3.81	6.91	0.00	0.00	0.00	0.00	0.00	0.00	10.27	6.91	0.00
10/28/2018	0.14	10.65	4.14	7.45	0.00	0.00	0.00	0.00	0.00	0.00	10.65	7.45	0.00
10/29/2018	0.00	10.23	3.78	7.23	0.00	0.00	0.00	0.00	0.00	0.00	10.23	7.23	0.00
10/30/2018	0.41	10.28	3.88	7.38	0.00	0.00	0.00	0.00	0.00	0.00	10.28	7.38	0.00
10/31/2018	0.41	23.33	8.31	14.71	0.00	0.00	0.00	0.00	0.00	0.00	23.33	14.71	0.00
Minimum	0.00	10.23	3.36	6.75	0.00	0.00	0.00	0.00	0.00	0.00	10.23	6.75	0.00
Maximum	1.06	27.12	19.62	23.29	15.71	0.82	0.00	0.00	0.00	0.00	42.20	24.07	0.87
Total	4.65	489.96	222.76	341.54	29.54	2.36	0.00	0.00	0.00	0.00	519.50	343.90	2.52
Average	0.15	15.81	7.19	11.02	0.95	0.08	0.00	0.00	0.00	0.00	16.76	11.09	0.08

Monthly Operations Report Page 2

	Tertiary Flow MGD	MLSS Avg	Activated Sludge Inventory Lbs MLSS	Activated Sludge SRT Days	15 Minutes Aeration Settling %	30 Minutes Aeration Settling %	60 Minutes Aeration Settling %	Sludge Volume Index	System 1 RAS TSS	System 2 RAS TSS	Dupage River Outfall DO
Date	MGD		LBS	DAYS	mL/L	mL/L	mL/L	mL/g	mg/l	mg/l	mg/l
10/1/2018	6.75	4,233	153,994	16.80	75	59	39	138		7,026	7.6
10/2/2018	19.54	2,194	127,249	13.05	24	19	17	87	5,344		
10/3/2018	11.48	2,836	121,194	11.56	34	26	22	91		7,556	7.5
10/4/2018	9.08	3,857	145,234	13.59	67	51	35	132	6,381		7.7
10/5/2018	12.29	3,527	139,118	13.32	62	44	32	125		7,379	
10/6/2018	22.97		139,118	13.44							
10/7/2018	16.70		139,118	13.44							
10/8/2018	23.29	1,966	100,745	8.00	20	17	15	85		8,880	
10/9/2018	16.48	2,878	121,410	9.53	29	23	20	80	6,507		7.8
10/10/2018	15.89	2,239	94,316	13.64	26	20	18	89		5,178	7.9
10/11/2018	15.05	2,575	103,202	16.13	33	25	21	97	5,166		7.8
10/12/2018	11.73	2,999	115,269	13.41	36	28	24	93		7,172	
10/13/2018	10.12		115,269	12.74							
10/14/2018	9.59		111,503	12.38							
10/15/2018	10.48	2,875	110,359	12.40	35	27	22	94		7,013	8.1
10/16/2018	9.10	2,850	107,339	12.01	35	27	22	93	4,980		8.3
10/17/2018	8.62	2,880	108,192	14.17	38	28	22	97		5,968	8.3
10/18/2018	8.26	2,884	107,770	14.26	35	27	22	92	5,293		
10/19/2018	8.26	2,987	111,793	14.26	34	26	22	85		6,098	
10/20/2018	7.86		111,793	13.65							
10/21/2018	7.68		111,793	13.76							
10/22/2018	7.67	2,653	103,452	16.11	32	25	20	93		5,017	8.3
10/23/2018	7.32	2,605	97,546	16.39	31	24	21	90	4,230		8.1
10/24/2018	7.18	2,787	101,658	18.14	33	25	20	88		4,853	8.2
10/25/2018	7.26	2,696	97,458	17.57	30	23	19	83	3,651		
10/26/2018	7.20	2,363	86,352	17.85	33	25	18	108		4,426	
10/27/2018	6.91		86,352	18.75							
10/28/2018	7.45		86,352	18.91							
10/29/2018	7.23	2,689	97,249	19.78	27	22	18	82		4,730	8.2
10/30/2018	7.38	2,675	99,635	20.44	26	21	17	78	4,358		7.8
10/31/2018	14.71	1,850	73,877	10.95	19	15	13	83		6,649	7.0
Minimum	6.75	1,850	73,876.97	8.00	18.75	15.25	13.00	77.51	3,651	4,426	7.0
Maximum	23.29	4,233	153,993.69	20.44	75.25	58.50	38.75	137.90	6,507	8,880	8.3
Total	341.54	64,094	3,425,708.77	450.43	811.25	623.00	497.25	2,182.99	45,910	87,945	118.6
Average	11.02	2,787	110,506.74	14.53	35.39	27.26	21.70	94.91	5,101	6,282	7.9

Monthly Operations Report Page 3

	Tertiary Flow MGD	Influent BOD 5	Primary Clarifier BOD 5	Intermediat e Clarifier CBOD 5	Tertiary Effluent CBOD 5	Tertiary Effluent CBOD 5 Load	BOD 5 Removal %	Ambient Air Temp Min	Ambient Air Temp Max	Influent Flow Temp
Date	MGD	mg/l	mg/l	mg/l	mg/l	lbs/day	%	Deg F	Deg F	Deg F
10/1/2018	6.75							58	77	69.4
10/2/2018	19.54	196	166	1.9	2.7	440	95.0	58	69	68.9
10/3/2018	11.48	145	103	1.2	1.8	172	97.0	59	89	68.5
10/4/2018	9.08	215	109	1.3	1.7	129	98.5	50	81	
10/5/2018	12.29							54	67	
10/6/2018	22.97	106			1.3	249	96.1	56	75	
10/7/2018	16.70							56	62	
10/8/2018	23.29	104			1.0	194	97.1	62	87	67.6
10/9/2018	16.48	140	71	0.6	0.8	110	98.7	70	87	68.0
10/10/2018	15.89	166	72	1.7	0.8	106	98.7	53	76	68.4
10/11/2018	15.05							40	53	67.8
10/12/2018	11.73							33	44	
10/13/2018	10.12							33	54	
10/14/2018	9.59							35	56	
10/15/2018	10.48							35	50	67.1
10/16/2018	9.10	195	97	1.4	0.4	30	99.0	32	60	66.9
10/17/2018	8.62	205	114	2.2	0.5	36	99.2	34	54	67.0
10/18/2018	8.26	236	102	1.4	0.3	21	99.2	29	61	66.9
10/19/2018	8.26							44	54	
10/20/2018	7.86							29	53	
10/21/2018	7.68							24	52	
10/22/2018	7.67							38	67	67.3
10/23/2018	7.32	246	137	1.8	0.8	49	98.8	35	59	66.7
10/24/2018	7.18	242	147	2.0	0.7	42	98.8	32	57	66.4
10/25/2018	7.26	242	137	2.1	1.1	67	98.9	34	53	66.3
10/26/2018	7.20							44	55	
10/27/2018	6.91							41	58	
10/28/2018	7.45							43	51	
10/29/2018	7.23							38	60	66.0
10/30/2018	7.38	218	109	3.0	1.6	98	98.5	44	69	66.0
10/31/2018	14.71	155	78	3.6	1.3	160	96.4	48	63	65.3
Minimum	6.75	104	71	0.6	0.30	21	95.0	24	44	65.3
Maximum	23.29	246	166	3.6	2.70	440	99.2	70	89	69.4
Total	341.54	2,811	1,442	24.2	16.80	1,903	1,470.0	1,343	1,953	1,210.5
Average	11.02	187	111	1.9	1.12	127	98.0	43	63	67.3

Monthly Operations Report Page 4

	Tertiary Flow MGD	Influent TSS	Primary Clarifier TSS	Intermediate Clarifier TSS	Tertiary Effluent TSS	Tertiary Effluent TSS Load	TSS Removal %	Influent pH	Primary Clarifier pH	Tertiary Effluent pH	Intermediate pH
Date	MGD	mg/l	mg/l	mg/l	mg/l	lbs/day	%	SU	SU	SU	SU
10/1/2018	6.75	353	233	12.1	0.3	17	99.9	7.4	7.1	7.4	7.3
10/2/2018	19.54	240	130	7.0	3.6	587	98.5	7.6	7.2	7.2	7.1
10/3/2018	11.48	200	118	4.4	1.2	115	99.4	7.5	7.3	7.3	7.2
10/4/2018	9.08	205	122	5.2	0.8	61	99.6	7.5	7.3	7.4	7.3
10/5/2018	12.29	216			0.5	51	99.8	7.5	7.2	7.3	7.1
10/6/2018	22.97	104			2.6	498	97.5				
10/7/2018	16.70	112			0.8	111	99.3				
10/8/2018	23.29	100	73	6.5	1.6	311	98.4	7.6	7.5	7.2	7.4
10/9/2018	16.48	124	78	0.7	0.5	69	99.6	7.6	7.5	7.3	7.5
10/10/2018	15.89	156	86	7.6	0.6	80	99.6	7.6	7.4	7.2	7.5
10/11/2018	15.05	120	58	2.7	0.7	88	99.4	7.6	7.4	7.2	7.4
10/12/2018	11.73	164			0.5	49	99.7	7.7	7.5	7.2	7.3
10/13/2018	10.12	156			0.5	42	99.7				
10/14/2018	9.59	152			0.4	32	99.7				
10/15/2018	10.48	285	100	18.9	0.4	35	99.9	7.6	7.4	7.2	7.3
10/16/2018	9.10	164	96	3.8	0.3	23	99.8	7.6	7.5	7.2	7.2
10/17/2018	8.62	184	108	8.3	0.4	29	99.8	7.5	7.3	7.1	7.2
10/18/2018	8.26	260	92	4.4	0.4	28	99.8	7.7	7.4	7.0	7.2
10/19/2018	8.26	224			0.4	28	99.8	7.4	7.3	7.0	7.1
10/20/2018	7.86	232			0.5	33	99.8				
10/21/2018	7.68	148			0.6	38	99.6				
10/22/2018	7.67	325	115	6.0	0.5	32	99.8	7.6	7.1	7.2	7.2
10/23/2018	7.32	235	102	5.4	0.3	18	99.9	7.6	7.2	7.0	7.2
10/24/2018	7.18	260	82	8.0	0.5	30	99.8	7.6	7.0	7.0	7.1
10/25/2018	7.26	256	97	7.9	0.9	54	99.6	7.6	7.0	7.0	7.2
10/26/2018	7.20	200			0.7	42	99.7	7.6	7.0	7.0	7.0
10/27/2018	6.91	160			0.9	52	99.4				
10/28/2018	7.45	166			1.0	62	99.4				
10/29/2018	7.23	260	76	7.4	1.2	72	99.5	7.6	6.9	7.2	7.2
10/30/2018	7.38	260	103	12.2	0.9	55	99.7	7.6	7.2	7.1	7.1
10/31/2018	14.71	224	82	11.2	2.3	282	99.0	7.6	7.3	7.0	7.0
Minimum	6.75	100	58	0.7	0.3	17	97.5	7.4	6.9	7.0	7.0
Maximum	23.29	353	233	18.9	3.6	587	99.9	7.7	7.5	7.4	7.5
Total	341.54	6,245	1,951	139.7	26.8	3,023	3,084.5	174.2	167.0	164.7	166.1
Average	11.02	201	103	7.4	0.9	98	99.5	7.6	7.3	7.2	7.2

MONTHLY OPERATIONS REPORT PAGE 5

Date	Tertiary Flow MGD	Influent Ammonia-N mg/l	Tertiary Ammonia-N mg/l	Tertiary Effluent Ammonia-N Load lbs/day	Chlorine Residual mg/l	Fecal Coliform col/100ml
10/1/2018	6.75	31.48	0.08	4.5	0.02	
10/2/2018	19.54	13.44	1.17	190.6	0.04	0
10/3/2018	11.48	17.96	0.21	20.1	0.04	2
10/4/2018	9.08	23.52	0.05	3.8	0.03	
10/5/2018	12.29				0.02	
10/6/2018	22.97					
10/7/2018	16.70	8.92	0.04	5.6		
10/8/2018	23.29	9.30	0.06	11.7	0.02	
10/9/2018	16.48				0.02	4
10/10/2018	15.89	13.70	0.30	39.8	0.05	1
10/11/2018	15.05	13.22	0.10	12.6	0.02	
10/12/2018	11.73				0.04	
10/13/2018	10.12					
10/14/2018	9.59	17.48	0.12	9.6		
10/15/2018	10.48	18.60	0.31	27.1	0.01	
10/16/2018	9.10	21.12	0.08	6.1	0.02	1
10/17/2018	8.62	23.76	0.06	4.3	0.01	1
10/18/2018	8.26	25.00	0.10	6.9	0.00	
10/19/2018	8.26				0.03	
10/20/2018	7.86					
10/21/2018	7.68	18.92	0.05	3.2		
10/22/2018	7.67	37.08	0.06	3.8	0.03	
10/23/2018	7.32	26.40	0.12	7.3	0.03	0
10/24/2018	7.18	24.16	0.10	6.0	0.03	1
10/25/2018	7.26	28.88	0.09	5.4	0.04	
10/26/2018	7.20				0.02	
10/27/2018	6.91					
10/28/2018	7.45	20.16	0.08	5.0		
10/29/2018	7.23	26.66	0.07	4.2	0.02	
10/30/2018	7.38				0.04	0
10/31/2018	14.71	15.36	0.20	24.5	0.02	4
Minimum	6.75	8.92	0.04	3.2	0.00	0.0
Maximum	23.29	37.08	1.17	190.6	0.05	4.0
Total	341.54	435.12	3.45	402.1	0.60	14.0
Average	11.02	20.72	0.16	19.1	0.03	1.6

SLUDGE DATA

Primary Sludge	TS	2.46 %	1,096,880 Gallons
WAS to Digesters	TS	2.24 %	1,062,010 Gallons
Hauled Grease to Digs	TS	9.80 %	337,455 Gallons
<u>Anaerobically Digested Sludge Pumping</u>			
Drying Beds	TS	2.60 %	155,400 Gallons
BFP	TS	1.56 %	1,614,228 Gallons
Lagoons	TS	%	45,780 Gallons
Total			1,815,408 Gallons
VS Destruction			63.4 %

Biosolids Disposal

Pick-Up Station	Oct	15 Cu. Yds
Delivered	Oct	434 Cu. Yds
Contractor Pickup and District Use	Oct	69 Cu. Yds
Total	Oct	518 Cu. Yds
Pick-Up Station	YTD	244 Cu. Yds
Delivered	YTD	2,408 Cu. Yds
Contractor Pick-Up and District Use	YTD	391 Cu. Yds
Total	YTD	3,043 Cu. Yds

ENERGY DATA

Total Digester Gas Production	7,714,502 SCF
Gas Volume per Volatile Solids Load	13.5 Cu.Ft./Lb.
<u>Digester Gas Utilization</u>	
Heat Exchangers	966,414 SCF
Dehumidification	1,004,287 SCF
CHP	1,925,928 SCF
Total	3,896,629 SCF
<u>Digester Gas Flared</u>	
<u>Natural Gas Consumed</u>	
WWTC	11,100 SCF
MSB	10,667 SCF
Chemical Feed	6,400 SCF
5006 Walnut	5,100 SCF
Kilowatt-hours Generated CHP	117,584 KWH
Net energy from Comed	217,846 KWH
Monthly net energy	227 MWH

MISCELLANEOUS

Grit Removal	Oct	20 Cu. Yds
Grit Removal	YTD	220 Cu. Yds
Anaerobic Supernate		729,306 Gallons
Waste Activated Sludge		150,533 Gals/Day
City Water Consumed		31,915 Gallons

Monthly Operations Report Page 6

	Tertiary Flow MGD	Influent Phosphorus	Tertiary Effluent Phosphorus	Influent Phosphorus Load	Tertiary Effluent Phosphorus Load	Phosphorus Removal %	Influent Nitrogen	Tertiary Effluent Nitrogen	Influent Nitrogen Load	Tertiary Effluent Nitrogen Load	Nitrogen Removal %	Tertiary Effluent Nitrate Grab
Date	MGD	mg/l	mg/l	lbs/day	lbs/day	%	mg/l	mg/l	lbs/day	lbs/day	%	mg/l
10/1/2018	6.75	7.23	2.57	389.7	144.6	64.5						
10/2/2018	19.54											
10/3/2018	11.48											11.40
10/4/2018	9.08											
10/5/2018	12.29											
10/6/2018	22.97											
10/7/2018	16.70											
10/8/2018	23.29	2.46	1.38	462.7	268.1	43.9	16.70	8.50	3,141.0	1,651.2	47.4	
10/9/2018	16.48											
10/10/2018	15.89											
10/11/2018	15.05											
10/12/2018	11.73											15.21
10/13/2018	10.12											
10/14/2018	9.59											
10/15/2018	10.48	5.54	2.54	473.1	222.0	54.2						
10/16/2018	9.10											
10/17/2018	8.62											
10/18/2018	8.26											
10/19/2018	8.26											25.52
10/20/2018	7.86											
10/21/2018	7.68											
10/22/2018	7.67	8.84	3.13	546.5	200.2	64.6						
10/23/2018	7.32											
10/24/2018	7.18											
10/25/2018	7.26											
10/26/2018	7.20											26.36
10/27/2018	6.91											
10/28/2018	7.45											
10/29/2018	7.23	6.50	3.45	380.4	208.1	46.9						
10/30/2018	7.38											
10/31/2018	14.71											
Minimum	6.75	2.46	1.38	380.4	144.6	43.9	16.7	9	3,141.0	1,651.2	47.4	11.40
Maximum	23.29	8.84	3.45	546.5	268.1	64.6	16.7	9	3,141.0	1,651.2	47.4	26.36
Total	341.54	30.57	13.07	2,252.4	1,043.0	274.0	16.7	9	3,141.0	1,651.2	47.4	78.49
Average	11.02	6.11	2.61	450.5	208.6	54.8	16.7	9	3,141.0	1,651.2	47.4	19.62

DMR Copy of Record

Permit			
Permit #:	IL0028380	Permittee:	DOWNERS GROVE SANITARY DISTRICT
Major:	Yes	Permittee Address:	2710 CURTISS STREET PO BOX 1412 DOWNERS GROVE, IL 60515
Permitted Feature:	001 External Outfall	Discharge:	001-0 COMBINED DISCHARGE FROM A01, B01, & C01
Facility:	DOWNERS GROVE S.D. - WASTEWATER TREATMENT CENTER		
Facility Location:	5003 WALNUT AVENUE DOWNERS GROVE, IL 60515		

Report Dates & Status			
Monitoring Period:	From 10/01/18 to 10/31/18	DMR Due Date:	11/25/18
Status:	NetDMR Validated		

Considerations for Form Completion
 NUMBER OF DAYS OF DISCHARGE.COMBINED OUTFALLS: A01-MIXING CHAMBER DISCHARGE TO E BR OF DUPAGE RIVER-EFFECTIVE WHEN FLOWS TO TRT PLT ARE GREATER THAN 22 MGD & EXCESS FLOW FAC IS IN OPERATION. 002 BECOMES OPERATIONAL WHEN 001, A01,& B01 EXCEED 30 MGD.

Principal Executive Officer			
First Name:	Nicholas	Title:	General Manager
Last Name:	Menninga	Telephone:	630-969-0664

No Data Indicator (NODI)
 Form NODI: --

Code	Parameter Name	Monitoring Location	Season #	Param. NODI	Quantity or Loading					Quality or Concentration					# of Ex.	Frequency of Analysis	Sample Type
					Qualifier 1	Value 1	Qualifier 2	Value 2	Units	Qualifier 1	Value 1	Qualifier 2	Value 2	Qualifier 3			
00300	Oxygen, dissolved [DO]	1 - Effluent Gross	0	--	Sample	=	7.6	=	7	=	5.6	19 - mg/L	0	03/DW - 3 Days Every Week	GR - GRAB		
					Permit Req.		Req Mon MO AV MN		Req Mon MN WK AV		Req Mon DAILY MN	19 - mg/L					
					Value NODI												
00310	BOD, 5-day, 20 deg. C	1 - Effluent Gross	0	--	Sample			=	4.1	=	7.8	19 - mg/L	0	03/DW - 3 Days Every Week	CP - COMPOS		
					Permit Req.		<=	30 MO AVG	<=	45 WKLY AVG	19 - mg/L						
					Value NODI												
00400	pH	1 - Effluent Gross	0	--	Sample	=	7			=	7.5	12 - SU	0	05/DW - 5 Days Every Week	GR - GRAB		
					Permit Req.		>=	6 MINIMUM	<=	9 MAXIMUM	12 - SU						
					Value NODI												
00530	Solids, total suspended	1 - Effluent Gross	0	--	Sample			=	1.6	=	4.3	19 - mg/L	0	05/DW - 5 Days Every Week	CP - COMPOS		
					Permit Req.		<=	30 MO AVG	<=	45 WKLY AVG	19 - mg/L						
					Value NODI												
00610	Nitrogen, ammonia total [as N]	1 - Effluent Gross	0	--	Sample			=	0.31	=	3.02	19 - mg/L	0	05/DW - 5 Days Every Week	CP - COMPOS		
					Permit Req.			Req Mon MO AVG		Req Mon DAILY MX	19 - mg/L						
					Value NODI												
00665	Phosphorus, total [as P]	1 - Effluent Gross	0	--	Sample					=	3.7	19 - mg/L	0	07/30 - 7 Times Every Month	CP - COMPOS		
					Permit Req.					Req Mon DAILY MX	19 - mg/L						
					Value NODI												
50060	Chlorine, total residual	1 - Effluent Gross	0	--	Sample			=	0.07			19 - mg/L	0	05/DW - 5 Days Every Week	GR - GRAB		
					Permit Req.		<=	.75 MO AVG			19 - mg/L						
					Value NODI												
74055	Coliform, fecal general	1 - Effluent Gross	0	--	Sample					=	4	13 - #/100mL	0	12/30 - Twelve Per Month	GR - GRAB		
					Permit Req.					<=	400 DAILY MX	13 - #/100mL					
					Value NODI												
82220	Flow, total	1 - Effluent Gross	0	--	Sample	=	341.37		80 - Mgal/mo				0	99/99 - Continuous			
					Permit Req.		Req Mon MO TOTAL	80 - Mgal/mo									
					Value NODI												

Submission Note
 If a parameter row does not contain any values for the Sample nor Effluent Trading, then none of the following fields will be submitted for that row: Units, Number of Excursions, Frequency of Analysis, and Sample Type.

Edit Check Errors
 No errors.

Comments
 31 days of discharge, including 3 days combined discharge with A01 and 0 days combined with C01.

Attachments
 No attachments.

Report Last Saved By
DOWNERS GROVE SANITARY DISTRICT
 User: reeseberry
 Name: Dorrance Berry
 E-Mail: rberry@dgsd.org
 Date/Time: 2018-11-14 09:24 (Time Zone: -06:00)
Report Last Signed By

User: reeseberry
Name: Dorrance Berry
E-Mail: rberry@dgsd.org
Date/Time: 2018-11-14 09:25 (Time Zone: -06:00)

DMR Copy of Record

Permit			
Permit #:	IL0028380	Permittee:	DOWNERS GROVE SANITARY DISTRICT
Major:	Yes	Permittee Address:	2710 CURTISS STREET PO BOX 1412 DOWNERS GROVE, IL 60515
Permitted Feature:	002 External Outfall	Discharge:	002-0 MIXING CHMBR OVERFLOW TO ST. JOSEPH CRK
Facility:	DOWNERS GROVE S.D. - WASTEWATER TREATMENT CENTER		
Facility Location:	5003 WALNUT AVENUE DOWNERS GROVE, IL 60515		

Report Dates & Status			
Monitoring Period:	From 10/01/18 to 10/31/18	DMR Due Date:	11/25/18
Status:	NetDMR Validated		

Considerations for Form Completion			
NUMBER OF DAYS OF DISCHARGE:CS			
Principal Executive Officer			
First Name:	Nicholas	Title:	General Manager
Last Name:	Menninga	Telephone:	630-969-0664

No Data Indicator (NODI)
Form NODI: --

Code	Parameter Name	Monitoring Location	Season #	Param. NODI	Quantity or Loading					Quality or Concentration					# of Ex.	Frequency of Analysis	Sample Type		
					Qualifier 1	Value 1	Qualifier 2	Value 2	Units	Qualifier 1	Value 1	Qualifier 2	Value 2	Qualifier 3				Value 3	Units
00300	Oxygen, dissolved [DO]	1 - Effluent Gross	0	--	Sample						=	5.6			19 - mg/L	0	DL/DS - Daily When Discharging	GR - GRAB	
					Permit Req.										Req Mon DAILY MN				19 - mg/L
					Value NODI														
00310	BOD, 5-day, 20 deg. C	1 - Effluent Gross	0	--	Sample						=	9.5	=	12.6	19 - mg/L	0	DL/DS - Daily When Discharging	GR - GRAB	
					Permit Req.						<=	30 MO AVG	<=	45 WKLY AVG	19 - mg/L				
					Value NODI														
00400	pH	1 - Effluent Gross	0	--	Sample						=	7.1	=	7.5	12 - SU	0	DL/DS - Daily When Discharging	GR - GRAB	
					Permit Req.						>=	6 MINIMUM	<=	9 MAXIMUM	12 - SU				
					Value NODI														
00530	Solids, total suspended	1 - Effluent Gross	0	--	Sample						=	9.9	=	13.2	19 - mg/L	0	DL/DS - Daily When Discharging	GR - GRAB	
					Permit Req.						<=	30 MO AVG	<=	45 WKLY AVG	19 - mg/L				
					Value NODI														
00610	Nitrogen, ammonia total [as N]	1 - Effluent Gross	0	--	Sample						=	3.02		19 - mg/L	0	DL/DS - Daily When Discharging	GR - GRAB		
					Permit Req.													Req Mon DAILY MX	19 - mg/L
					Value NODI														
00665	Phosphorus, total [as P]	1 - Effluent Gross	0	--	Sample						=	3.7		19 - mg/L	0	DL/DS - Daily When Discharging	GR - GRAB		
					Permit Req.													Req Mon DAILY MX	19 - mg/L
					Value NODI														
50060	Chlorine, total residual	1 - Effluent Gross	0	--	Sample						=	0.39		19 - mg/L	0	DL/DS - Daily When Discharging	GR - GRAB		
					Permit Req.						<=	.75 MO AVG						19 - mg/L	
					Value NODI														
74055	Coliform, fecal general	1 - Effluent Gross	0	--	Sample						=	4		13 - #/100mL	0	DL/DS - Daily When Discharging	GR - GRAB		
					Permit Req.						<=	400 DAILY MX						13 - #/100mL	
					Value NODI														
82220	Flow, total	1 - Effluent Gross	0	--	Sample			2.52	80 - Mgal/mo						0	DL/DS - Daily When Discharging	GR - GRAB		
					Permit Req.													Req Mon MO TOTAL	80 - Mgal/mo
					Value NODI														

Submission Note
If a parameter row does not contain any values for the Sample nor Effluent Trading, then none of the following fields will be submitted for that row: Units, Number of Excursions, Frequency of Analysis, and Sample Type.

Edit Check Errors
No errors.

Comments
3 days of discharge.

Attachments
No attachments.

Report Last Saved By
DOWNERS GROVE SANITARY DISTRICT

User: reeseberry
Name: Dorrance Berry
E-Mail: rberry@dgsd.org
Date/Time: 2018-11-14 09:24 (Time Zone: -06:00)

Report Last Signed By

User: reeseberry
Name: Dorrance Berry
E-Mail: rberry@dgsd.org
Date/Time: 2018-11-14 09:25 (Time Zone: -06:00)

DMR Copy of Record

Permit		Permit #: IL0028380		Permittee: DOWNERS GROVE SANITARY DISTRICT		Facility: DOWNERS GROVE S.D. - WASTEWATER TREATMENT CENTER	
Major: Yes		Permittee Address: 2710 CURTISS STREET PO BOX 1412 DOWNERS GROVE, IL 60515		Facility Location: 5003 WALNUT AVENUE DOWNERS GROVE, IL 60515			
Permitted Feature: 003 External Outfall		Discharge: 003-0 EXCESS FLOW TO ST. JOSEPH CRK					

Report Dates & Status			
Monitoring Period: From 10/01/18 to 10/31/18	DMR Due Date: 11/25/18	Status: NetDMR Validated	

Considerations for Form Completion
 NUMBER OF DAYS OF DISCHARGE:CS

Principal Executive Officer			
First Name: Nicholas	Title: General Manager	Telephone: 630-969-0664	
Last Name: Menninga			

No Data Indicator (NODI)
 Form NODI: --

Code	Parameter Name	Monitoring Location	Season #	Param. NODI	Quantity or Loading				Quality or Concentration						# of Ex.	Frequency of Analysis	Sample Type																																																																																																																																																																																																																																																																																																																																																																																																																																																																																				
					Qualifier 1	Value 1	Qualifier 2	Value 2	Units	Qualifier 1	Value 1	Qualifier 2	Value 2	Qualifier 3				Value 3	Units																																																																																																																																																																																																																																																																																																																																																																																																																																																																																		
00300	Oxygen, dissolved [DO]	1 - Effluent Gross	0	--	Sample																		Permit Req.																		Value NODI													00310	BOD, 5-day, 20 deg. C	1 - Effluent Gross	0	--	Sample																		Permit Req.																		Value NODI													00400	pH	1 - Effluent Gross	0	--	Sample																		Permit Req.																		Value NODI													00530	Solids, total suspended	1 - Effluent Gross	0	--	Sample																		Permit Req.																		Value NODI													00610	Nitrogen, ammonia total [as N]	1 - Effluent Gross	0	--	Sample																		Permit Req.																		Value NODI													00665	Phosphorus, total [as P]	1 - Effluent Gross	0	--	Sample																		Permit Req.																		Value NODI													50060	Chlorine, total residual	1 - Effluent Gross	0	--	Sample																		Permit Req.																		Value NODI													74055	Coliform, fecal general	1 - Effluent Gross	0	--	Sample																		Permit Req.																		Value NODI													82220	Flow, total	1 - Effluent Gross	0	--	Sample																		Permit Req.																		Value NODI												
					Permit Req.																		Value NODI													00310	BOD, 5-day, 20 deg. C	1 - Effluent Gross	0	--	Sample																		Permit Req.																		Value NODI													00400	pH	1 - Effluent Gross	0	--	Sample																		Permit Req.																		Value NODI													00530	Solids, total suspended	1 - Effluent Gross	0	--	Sample																		Permit Req.																		Value NODI													00610	Nitrogen, ammonia total [as N]	1 - Effluent Gross	0	--	Sample																		Permit Req.																		Value NODI													00665	Phosphorus, total [as P]	1 - Effluent Gross	0	--	Sample																		Permit Req.																		Value NODI													50060	Chlorine, total residual	1 - Effluent Gross	0	--	Sample																		Permit Req.																		Value NODI													74055	Coliform, fecal general	1 - Effluent Gross	0	--	Sample																		Permit Req.																		Value NODI													82220	Flow, total	1 - Effluent Gross	0	--	Sample																		Permit Req.																		Value NODI																														
					Value NODI													00310	BOD, 5-day, 20 deg. C	1 - Effluent Gross	0	--	Sample																		Permit Req.																		Value NODI													00400	pH	1 - Effluent Gross	0	--	Sample																		Permit Req.																		Value NODI													00530	Solids, total suspended	1 - Effluent Gross	0	--	Sample																		Permit Req.																		Value NODI													00610	Nitrogen, ammonia total [as N]	1 - Effluent Gross	0	--	Sample																		Permit Req.																		Value NODI													00665	Phosphorus, total [as P]	1 - Effluent Gross	0	--	Sample																		Permit Req.																		Value NODI													50060	Chlorine, total residual	1 - Effluent Gross	0	--	Sample																		Permit Req.																		Value NODI													74055	Coliform, fecal general	1 - Effluent Gross	0	--	Sample																		Permit Req.																		Value NODI													82220	Flow, total	1 - Effluent Gross	0	--	Sample																		Permit Req.																		Value NODI																																																
00310	BOD, 5-day, 20 deg. C	1 - Effluent Gross	0	--	Sample																		Permit Req.																		Value NODI													00400	pH	1 - Effluent Gross	0	--	Sample																		Permit Req.																		Value NODI													00530	Solids, total suspended	1 - Effluent Gross	0	--	Sample																		Permit Req.																		Value NODI													00610	Nitrogen, ammonia total [as N]	1 - Effluent Gross	0	--	Sample																		Permit Req.																		Value NODI													00665	Phosphorus, total [as P]	1 - Effluent Gross	0	--	Sample																		Permit Req.																		Value NODI													50060	Chlorine, total residual	1 - Effluent Gross	0	--	Sample																		Permit Req.																		Value NODI													74055	Coliform, fecal general	1 - Effluent Gross	0	--	Sample																		Permit Req.																		Value NODI													82220	Flow, total	1 - Effluent Gross	0	--	Sample																		Permit Req.																		Value NODI																																																																		
					Permit Req.																		Value NODI													00400	pH	1 - Effluent Gross	0	--	Sample																		Permit Req.																		Value NODI													00530	Solids, total suspended	1 - Effluent Gross	0	--	Sample																		Permit Req.																		Value NODI													00610	Nitrogen, ammonia total [as N]	1 - Effluent Gross	0	--	Sample																		Permit Req.																		Value NODI													00665	Phosphorus, total [as P]	1 - Effluent Gross	0	--	Sample																		Permit Req.																		Value NODI													50060	Chlorine, total residual	1 - Effluent Gross	0	--	Sample																		Permit Req.																		Value NODI													74055	Coliform, fecal general	1 - Effluent Gross	0	--	Sample																		Permit Req.																		Value NODI													82220	Flow, total	1 - Effluent Gross	0	--	Sample																		Permit Req.																		Value NODI																																																																																				
					Value NODI													00400	pH	1 - Effluent Gross	0	--	Sample																		Permit Req.																		Value NODI													00530	Solids, total suspended	1 - Effluent Gross	0	--	Sample																		Permit Req.																		Value NODI													00610	Nitrogen, ammonia total [as N]	1 - Effluent Gross	0	--	Sample																		Permit Req.																		Value NODI													00665	Phosphorus, total [as P]	1 - Effluent Gross	0	--	Sample																		Permit Req.																		Value NODI													50060	Chlorine, total residual	1 - Effluent Gross	0	--	Sample																		Permit Req.																		Value NODI													74055	Coliform, fecal general	1 - Effluent Gross	0	--	Sample																		Permit Req.																		Value NODI													82220	Flow, total	1 - Effluent Gross	0	--	Sample																		Permit Req.																		Value NODI																																																																																																						
00400	pH	1 - Effluent Gross	0	--	Sample																		Permit Req.																		Value NODI													00530	Solids, total suspended	1 - Effluent Gross	0	--	Sample																		Permit Req.																		Value NODI													00610	Nitrogen, ammonia total [as N]	1 - Effluent Gross	0	--	Sample																		Permit Req.																		Value NODI													00665	Phosphorus, total [as P]	1 - Effluent Gross	0	--	Sample																		Permit Req.																		Value NODI													50060	Chlorine, total residual	1 - Effluent Gross	0	--	Sample																		Permit Req.																		Value NODI													74055	Coliform, fecal general	1 - Effluent Gross	0	--	Sample																		Permit Req.																		Value NODI													82220	Flow, total	1 - Effluent Gross	0	--	Sample																		Permit Req.																		Value NODI																																																																																																																								
					Permit Req.																		Value NODI													00530	Solids, total suspended	1 - Effluent Gross	0	--	Sample																		Permit Req.																		Value NODI													00610	Nitrogen, ammonia total [as N]	1 - Effluent Gross	0	--	Sample																		Permit Req.																		Value NODI													00665	Phosphorus, total [as P]	1 - Effluent Gross	0	--	Sample																		Permit Req.																		Value NODI													50060	Chlorine, total residual	1 - Effluent Gross	0	--	Sample																		Permit Req.																		Value NODI													74055	Coliform, fecal general	1 - Effluent Gross	0	--	Sample																		Permit Req.																		Value NODI													82220	Flow, total	1 - Effluent Gross	0	--	Sample																		Permit Req.																		Value NODI																																																																																																																																										
					Value NODI													00530	Solids, total suspended	1 - Effluent Gross	0	--	Sample																		Permit Req.																		Value NODI													00610	Nitrogen, ammonia total [as N]	1 - Effluent Gross	0	--	Sample																		Permit Req.																		Value NODI													00665	Phosphorus, total [as P]	1 - Effluent Gross	0	--	Sample																		Permit Req.																		Value NODI													50060	Chlorine, total residual	1 - Effluent Gross	0	--	Sample																		Permit Req.																		Value NODI													74055	Coliform, fecal general	1 - Effluent Gross	0	--	Sample																		Permit Req.																		Value NODI													82220	Flow, total	1 - Effluent Gross	0	--	Sample																		Permit Req.																		Value NODI																																																																																																																																																												
00530	Solids, total suspended	1 - Effluent Gross	0	--	Sample																		Permit Req.																		Value NODI													00610	Nitrogen, ammonia total [as N]	1 - Effluent Gross	0	--	Sample																		Permit Req.																		Value NODI													00665	Phosphorus, total [as P]	1 - Effluent Gross	0	--	Sample																		Permit Req.																		Value NODI													50060	Chlorine, total residual	1 - Effluent Gross	0	--	Sample																		Permit Req.																		Value NODI													74055	Coliform, fecal general	1 - Effluent Gross	0	--	Sample																		Permit Req.																		Value NODI													82220	Flow, total	1 - Effluent Gross	0	--	Sample																		Permit Req.																		Value NODI																																																																																																																																																																														
					Permit Req.																		Value NODI													00610	Nitrogen, ammonia total [as N]	1 - Effluent Gross	0	--	Sample																		Permit Req.																		Value NODI													00665	Phosphorus, total [as P]	1 - Effluent Gross	0	--	Sample																		Permit Req.																		Value NODI													50060	Chlorine, total residual	1 - Effluent Gross	0	--	Sample																		Permit Req.																		Value NODI													74055	Coliform, fecal general	1 - Effluent Gross	0	--	Sample																		Permit Req.																		Value NODI													82220	Flow, total	1 - Effluent Gross	0	--	Sample																		Permit Req.																		Value NODI																																																																																																																																																																																																
					Value NODI													00610	Nitrogen, ammonia total [as N]	1 - Effluent Gross	0	--	Sample																		Permit Req.																		Value NODI													00665	Phosphorus, total [as P]	1 - Effluent Gross	0	--	Sample																		Permit Req.																		Value NODI													50060	Chlorine, total residual	1 - Effluent Gross	0	--	Sample																		Permit Req.																		Value NODI													74055	Coliform, fecal general	1 - Effluent Gross	0	--	Sample																		Permit Req.																		Value NODI													82220	Flow, total	1 - Effluent Gross	0	--	Sample																		Permit Req.																		Value NODI																																																																																																																																																																																																																		
00610	Nitrogen, ammonia total [as N]	1 - Effluent Gross	0	--	Sample																		Permit Req.																		Value NODI													00665	Phosphorus, total [as P]	1 - Effluent Gross	0	--	Sample																		Permit Req.																		Value NODI													50060	Chlorine, total residual	1 - Effluent Gross	0	--	Sample																		Permit Req.																		Value NODI													74055	Coliform, fecal general	1 - Effluent Gross	0	--	Sample																		Permit Req.																		Value NODI													82220	Flow, total	1 - Effluent Gross	0	--	Sample																		Permit Req.																		Value NODI																																																																																																																																																																																																																																				
					Permit Req.																		Value NODI													00665	Phosphorus, total [as P]	1 - Effluent Gross	0	--	Sample																		Permit Req.																		Value NODI													50060	Chlorine, total residual	1 - Effluent Gross	0	--	Sample																		Permit Req.																		Value NODI													74055	Coliform, fecal general	1 - Effluent Gross	0	--	Sample																		Permit Req.																		Value NODI													82220	Flow, total	1 - Effluent Gross	0	--	Sample																		Permit Req.																		Value NODI																																																																																																																																																																																																																																																						
					Value NODI													00665	Phosphorus, total [as P]	1 - Effluent Gross	0	--	Sample																		Permit Req.																		Value NODI													50060	Chlorine, total residual	1 - Effluent Gross	0	--	Sample																		Permit Req.																		Value NODI													74055	Coliform, fecal general	1 - Effluent Gross	0	--	Sample																		Permit Req.																		Value NODI													82220	Flow, total	1 - Effluent Gross	0	--	Sample																		Permit Req.																		Value NODI																																																																																																																																																																																																																																																																								
00665	Phosphorus, total [as P]	1 - Effluent Gross	0	--	Sample																		Permit Req.																		Value NODI													50060	Chlorine, total residual	1 - Effluent Gross	0	--	Sample																		Permit Req.																		Value NODI													74055	Coliform, fecal general	1 - Effluent Gross	0	--	Sample																		Permit Req.																		Value NODI													82220	Flow, total	1 - Effluent Gross	0	--	Sample																		Permit Req.																		Value NODI																																																																																																																																																																																																																																																																																										
					Permit Req.																		Value NODI													50060	Chlorine, total residual	1 - Effluent Gross	0	--	Sample																		Permit Req.																		Value NODI													74055	Coliform, fecal general	1 - Effluent Gross	0	--	Sample																		Permit Req.																		Value NODI													82220	Flow, total	1 - Effluent Gross	0	--	Sample																		Permit Req.																		Value NODI																																																																																																																																																																																																																																																																																																												
					Value NODI													50060	Chlorine, total residual	1 - Effluent Gross	0	--	Sample																		Permit Req.																		Value NODI													74055	Coliform, fecal general	1 - Effluent Gross	0	--	Sample																		Permit Req.																		Value NODI													82220	Flow, total	1 - Effluent Gross	0	--	Sample																		Permit Req.																		Value NODI																																																																																																																																																																																																																																																																																																																														
50060	Chlorine, total residual	1 - Effluent Gross	0	--	Sample																		Permit Req.																		Value NODI													74055	Coliform, fecal general	1 - Effluent Gross	0	--	Sample																		Permit Req.																		Value NODI													82220	Flow, total	1 - Effluent Gross	0	--	Sample																		Permit Req.																		Value NODI																																																																																																																																																																																																																																																																																																																																																
					Permit Req.																		Value NODI													74055	Coliform, fecal general	1 - Effluent Gross	0	--	Sample																		Permit Req.																		Value NODI													82220	Flow, total	1 - Effluent Gross	0	--	Sample																		Permit Req.																		Value NODI																																																																																																																																																																																																																																																																																																																																																																		
					Value NODI													74055	Coliform, fecal general	1 - Effluent Gross	0	--	Sample																		Permit Req.																		Value NODI													82220	Flow, total	1 - Effluent Gross	0	--	Sample																		Permit Req.																		Value NODI																																																																																																																																																																																																																																																																																																																																																																																				
74055	Coliform, fecal general	1 - Effluent Gross	0	--	Sample																		Permit Req.																		Value NODI													82220	Flow, total	1 - Effluent Gross	0	--	Sample																		Permit Req.																		Value NODI																																																																																																																																																																																																																																																																																																																																																																																																						
					Permit Req.																		Value NODI													82220	Flow, total	1 - Effluent Gross	0	--	Sample																		Permit Req.																		Value NODI																																																																																																																																																																																																																																																																																																																																																																																																																								
					Value NODI													82220	Flow, total	1 - Effluent Gross	0	--	Sample																		Permit Req.																		Value NODI																																																																																																																																																																																																																																																																																																																																																																																																																																										
82220	Flow, total	1 - Effluent Gross	0	--	Sample																		Permit Req.																		Value NODI																																																																																																																																																																																																																																																																																																																																																																																																																																																												
					Permit Req.																		Value NODI																																																																																																																																																																																																																																																																																																																																																																																																																																																																														
					Value NODI																																																																																																																																																																																																																																																																																																																																																																																																																																																																																																

Submission Note
 If a parameter row does not contain any values for the Sample nor Effluent Trading, then none of the following fields will be submitted for that row: Units, Number of Excursions, Frequency of Analysis, and Sample Type.

Edit Check Errors
 No errors.

Comments

Attachments
 No attachments.

Report Last Saved By
 DOWNERS GROVE SANITARY DISTRICT

User: reeseberry
 Name: Dorrance Berry
 E-Mail: rberry@dgsd.org
 Date/Time: 2018-11-14 09:24 (Time Zone: -06:00)

Report Last Signed By

User: reeseberry
Name: Dorrance Berry
E-Mail: rberry@dgsd.org
Date/Time: 2018-11-14 09:25 (Time Zone: -06:00)

DMR Copy of Record

Parameter		Monitoring Location	Season #	Param. NODI	Quantity or Loading					Quality or Concentration					# of Ex.	Frequency of Analysis	Sample Type						
Code	Name				Qualifier 1	Value 1	Qualifier 2	Value 2	Units	Qualifier 1	Value 1	Qualifier 2	Value 2	Qualifier 3	Value 3	Units							
Permit																							
Permit #:	IL0028380	Permittee:	DOWNERS GROVE SANITARY DISTRICT							Facility:	DOWNERS GROVE S.D. - WASTEWATER TREATMENT CENTER												
Major:	Yes	Permittee Address:	2710 CURTISS STREET PO BOX 1412 DOWNERS GROVE, IL 60515							Facility Location:	5003 WALNUT AVENUE DOWNERS GROVE, IL 60515												
Permitted Feature:	A01 External Outfall	Discharge:	A01-0 EXCESS FLOW FROM EXCESS FLOW CLARIFIERS																				
Report Dates & Status																							
Monitoring Period:	From 10/01/18 to 10/31/18			DMR Due Date:	11/25/18					Status:	NetDMR Validated												
Considerations for Form Completion																							
NUMBER OF DAYS OF DISCHARGE:CS																							
Principal Executive Officer																							
First Name:	Nicholas			Title:	General Manager							Telephone:	630-969-0664										
Last Name:	Menninga																						
No Data Indicator (NODI)																							
Form NODI:	--																						
00310	BOD, 5-day, 20 deg. C	1 - Effluent Gross	0	--	Sample									=	68	19 - mg/L		DL/DS - Daily When Discharging	GR - GRAB				
					Permit Req.										Req Mon DAILY MX	19 - mg/L	0	DL/DS - Daily When Discharging	GR - GRAB				
					Value NODI																		
00530	Solids, total suspended	1 - Effluent Gross	0	--	Sample									=	92.7	19 - mg/L		DL/DS - Daily When Discharging	GR - GRAB				
					Permit Req.										Req Mon DAILY MX	19 - mg/L	0	DL/DS - Daily When Discharging	GR - GRAB				
					Value NODI																		
00610	Nitrogen, ammonia total [as N]	1 - Effluent Gross	0	--	Sample									=	8.05	19 - mg/L		DL/DS - Daily When Discharging	GR - GRAB				
					Permit Req.										Req Mon DAILY MX	19 - mg/L	0	DL/DS - Daily When Discharging	GR - GRAB				
					Value NODI																		
00665	Phosphorus, total [as P]	1 - Effluent Gross	0	--	Sample									=	2.32	19 - mg/L		DL/DS - Daily When Discharging	GR - GRAB				
					Permit Req.										Req Mon DAILY MX	19 - mg/L	0	DL/DS - Daily When Discharging	GR - GRAB				
					Value NODI																		
82220	Flow, total	1 - Effluent Gross	0	--	Sample		=	2.36	80 - Mgal/mo									DL/DS - Daily When Discharging	CN - CONTIN				
					Permit Req.			Req Mon MO TOTAL	80 - Mgal/mo								0	DL/DS - Daily When Discharging	CN - CONTIN				
					Value NODI																		
Submission Note																							
If a parameter row does not contain any values for the Sample nor Effluent Trading, then none of the following fields will be submitted for that row: Units, Number of Excursions, Frequency of Analysis, and Sample Type.																							
Edit Check Errors																							
No errors.																							
Comments																							
3 days of discharge. Event 1: 10/2/18, discharging for 2.4 hours. 1.06 inches of rain over 4 hours. B01 flow rate at A01 start time: 17,335 gpm. Event 2: 10/6/18, discharging for 4.5 hours. 1.14 inches of rain over 12 hours. B01 flow rate at A01 start time: 16,709 gpm. Event 3: 10/8/18, discharging for 7.1 hours. 0.77 inches of rain over 14 hours. B01 flow rate at A01 start time: 17,843 gpm.																							
Attachments																							
No attachments.																							
Report Last Saved By																							
DOWNERS GROVE SANITARY DISTRICT																							
User:	reeseberry																						
Name:	Dorrance Berry																						
E-Mail:	rberry@dgsd.org																						
Date/Time:	2018-11-14 09:24 (Time Zone: -06:00)																						
Report Last Signed By																							
User:	reeseberry																						
Name:	Dorrance Berry																						
E-Mail:	rberry@dgsd.org																						
Date/Time:	2018-11-14 09:25 (Time Zone: -06:00)																						

Submission Note

If a parameter row does not contain any values for the Sample nor Effluent Trading, then none of the following fields will be submitted for that row: Units, Number of Excursions, Frequency of Analysis, and Sample Type.

Edit Check Errors

No errors.

Comments

Attachments

No attachments.

Report Last Saved By

DOWNERS GROVE SANITARY DISTRICT

User: reeseberry
Name: Dorrance Berry
E-Mail: rberry@dgsd.org
Date/Time: 2018-11-14 09:24 (Time Zone: -06:00)

Report Last Signed By

User: reeseberry
Name: Dorrance Berry
E-Mail: rberry@dgsd.org
Date/Time: 2018-11-14 09:25 (Time Zone: -06:00)

DMR Copy of Record

Permit

Permit #:	IL0028380	Permittee:	DOWNERS GROVE SANITARY DISTRICT	Facility:	DOWNERS GROVE S.D. - WASTEWATER TREATMENT CENTER
Major:	Yes	Permittee Address:	2710 CURTISS STREET PO BOX 1412 DOWNERS GROVE, IL 60515	Facility Location:	5003 WALNUT AVENUE DOWNERS GROVE, IL 60515
Permitted Feature:	C01 External Outfall	Discharge:	C01-0 EXCESS FLOW FROM CLARIFIER #1		

Report Dates & Status

Monitoring Period:	From 10/01/18 to 10/31/18	DMR Due Date:	11/25/18	Status:	NetDMR Validated
---------------------------	----------------------------------	----------------------	-----------------	----------------	-------------------------

Considerations for Form Completion

NUMBER OF DAYS OF DISCHARGE:CS

Principal Executive Officer

First Name:	Nicholas	Title:	General Manager	Telephone:	630-969-0664
Last Name:	Menninga				

No Data Indicator (NODI)

Form NODI: --

Code	Parameter Name	Monitoring Location	Season #	Param. NODI	Quantity or Loading					Quality or Concentration					# of Ex.	Frequency of Analysis	Sample Type		
					Qualifier 1	Value 1	Qualifier 2	Value 2	Units	Qualifier 1	Value 1	Qualifier 2	Value 2	Qualifier 3				Value 3	Units
00310	BOD, 5-day, 20 deg. C	1 - Effluent Gross	0	--	Sample												Req Mon DAILY MX 19 - mg/L	DL/DS - Daily When Discharging	GR - GRAB
					Permit Req.												C - No Discharge		
					Value NODI														
00530	Solids, total suspended	1 - Effluent Gross	0	--	Sample												Req Mon DAILY MX 19 - mg/L	DL/DS - Daily When Discharging	GR - GRAB
					Permit Req.												C - No Discharge		
					Value NODI														
00610	Nitrogen, ammonia total [as N]	1 - Effluent Gross	0	--	Sample												Req Mon DAILY MX 19 - mg/L	DL/DS - Daily When Discharging	GR - GRAB
					Permit Req.												C - No Discharge		
					Value NODI														
00665	Phosphorus, total [as P]	1 - Effluent Gross	0	--	Sample												Req Mon DAILY MX 19 - mg/L	DL/DS - Daily When Discharging	GR - GRAB
					Permit Req.												C - No Discharge		
					Value NODI														
82220	Flow, total	1 - Effluent Gross	0	--	Sample														
					Permit Req.				Req Mon MO TOTAL	80 - Mgal/mo								DL/DS - Daily When Discharging	CN - CONTIN
					Value NODI				C - No Discharge										

Submission Note

If a parameter row does not contain any values for the Sample nor Effluent Trading, then none of the following fields will be submitted for that row: Units, Number of Excursions, Frequency of Analysis, and Sample Type.

Edit Check Errors

No errors.

Comments

Attachments

No attachments.

Report Last Saved By

DOWNERS GROVE SANITARY DISTRICT

User: reeseberry
 Name: Dorrance Berry
 E-Mail: rberry@dgsd.org
 Date/Time: 2018-11-14 09:24 (Time Zone: -06:00)

Report Last Signed By

User: reeseberry
 Name: Dorrance Berry
 E-Mail: rberry@dgsd.org
 Date/Time: 2018-11-14 09:25 (Time Zone: -06:00)

DMR Copy of Record

Permit		Permit #: IL0028380		Permittee: DOWNERS GROVE SANITARY DISTRICT		Facility: DOWNERS GROVE S.D. - WASTEWATER TREATMENT CENTER	
Major: Yes		Permittee Address: 2710 CURTISS STREET PO BOX 1412 DOWNERS GROVE, IL 60515		Facility Location: 5003 WALNUT AVENUE DOWNERS GROVE, IL 60515			
Permitted Feature: INF Influent Structure		Discharge: INF-L INFLUENT MONITORING					

Report Dates & Status

Monitoring Period: From 10/01/18 to 10/31/18	DMR Due Date: 11/25/18	Status: NetDMR Validated
---	-------------------------------	---------------------------------

Considerations for Form Completion

CS

Principal Executive Officer

First Name: Nicholas	Title: General Manager	Telephone: 630-969-0664
Last Name: Menninga		

No Data Indicator (NODI)

Form NODI: --

Code	Parameter Name	Monitoring Location	Season #	Param. NODI	Quantity or Loading					Quality or Concentration					# of Ex.	Frequency of Analysis	Sample Type	
					Qualifier 1	Value 1	Qualifier 2	Value 2	Units	Qualifier 1	Value 1	Qualifier 2	Value 2	Qualifier 3				Value 3
00310	BOD, 5-day, 20 deg. C	G - Raw Sewage Influent	0	--	Sample						=	187				19 - mg/L	09/99 - See Permit	CP - COMPOS
					Permit Req.						Req Mon MO AVG				19 - mg/L	09/99 - See Permit	CP - COMPOS	
					Value NODI													
00530	Solids, total suspended	G - Raw Sewage Influent	0	--	Sample						=	202				19 - mg/L	09/99 - See Permit	CP - COMPOS
					Permit Req.						Req Mon MO AVG				19 - mg/L	09/99 - See Permit	CP - COMPOS	
					Value NODI													
00600	Nitrogen, total [as N]	G - Raw Sewage Influent	0	--	Sample						=		16.7		19 - mg/L	01/30 - Monthly	CP - COMPOS	
					Permit Req.						Req Mon DAILY MX			19 - mg/L	01/30 - Monthly	CP - COMPOS		
					Value NODI													
00665	Phosphorus, total [as P]	G - Raw Sewage Influent	0	--	Sample						=		8.84		19 - mg/L	01/30 - Monthly	CP - COMPOS	
					Permit Req.						Req Mon DAILY MX			19 - mg/L	01/30 - Monthly	CP - COMPOS		
					Value NODI													
50050	Flow, in conduit or thru treatment plant	G - Raw Sewage Influent	0	--	Sample	=	10.73	=	22.55	03 - MGD							99/99 - Continuous	
					Permit Req.		Req Mon MO AVG		Req Mon DAILY MX	03 - MGD							99/99 - Continuous	
					Value NODI													

Submission Note

If a parameter row does not contain any values for the Sample nor Effluent Trading, then none of the following fields will be submitted for that row: Units, Number of Excursions, Frequency of Analysis, and Sample Type.

Edit Check Errors

No errors.

Comments

Attachments

No attachments.

Report Last Saved By

DOWNERS GROVE SANITARY DISTRICT

User: reeseberry
 Name: Dorrance Berry
 E-Mail: rberry@dgsd.org
 Date/Time: 2018-11-14 09:24 (Time Zone: -06:00)

Report Last Signed By

User: reeseberry
 Name: Dorrance Berry
 E-Mail: rberry@dgsd.org
 Date/Time: 2018-11-14 09:25 (Time Zone: -06:00)

DOWNERS GROVE SANITARY DISTRICT

M E M O

TO: Nicholas J. Menninga, General Manager

FROM: Jeff Barta, Maintenance Supervisor

DATE: November 13, 2018

SUBJECT: October 2018 Maintenance Report

Attached is a work order summary detailing equipment repair and preventive maintenance activities conducted by the maintenance/electrical department and operations during October 2018.

Special projects in October included:

CHP 2 – Engine Replacement

We received the delivery of the new engine on Wednesday, October 24th in the early afternoon. District staff assisted the service technician from Nissen with uncrating the engine, moving it into the building, getting it installed onto the engine skid and coupled to the generator by the end of the day.

During the next 2 days, District staff continued to assist Nissen with connecting all of the various electrical and mechanical engine components, filling the cooling and heat exchanger systems and gas line connections. On Saturday morning, we started the new engine and began all of the commissioning testing. The engine was run for a few hours with no complications.

On the morning of October 27th, the CHP unit was put online and was generating power. The unit was constantly monitored by Nissen both on-site and remotely for the next 24 hours without any complications. After the first 100 hours of operation, the engine was shut down briefly for its first oil and filter change and then put back online.

I am pleased to report the new engine is running perfectly and we are continuously producing power 24 hours a day!

Curtiss Street Sludge Lagoon – Fence and Gate Replacement

The existing fencing that was originally installed in 1972 around the perimeter of the Curtiss Street sludge lagoons was in very poor condition. Over the years, the fencing had received a lot of damage mostly from fallen trees but also from some occasional truck and tractor damage while cleaning out the lagoons. This location was no longer secure as it should be and required significant repairs.

After reviewing the overall condition of the fencing to see what could be salvaged, it became clear that the only thing that was salvageable was the majority of the fence posts. Although they were somewhat rusty and bent they were very solid and didn't require replacement. District staff was able to clear debris along the fence line and straightened the existing posts in preparation for the fence replacement.

We received proposals from three (3) fencing contractors. Discount Fence of Downers Grove provided the lowest proposal and has completed the work. In all, approximately 900' of new chain link fencing has been installed along with new upper rails and three (3) strands of barb wire around the entire lagoon perimeter. A new 16' double access gate was also installed. The total cost for this budgeted project was \$12,505.

cc: WDVB, ASK, PWC, KJR, RTJ, MJS, WCC, MGP

Work Order Summary

Work Order Completion Dates from 10/1/2018 to 10/31/2018

Work Assignment	Completion Date	Equipment	NOTATIONS
Grease Tracks, Check Lube Sites On Bar Screens #1 & #2	10/11/2018	Bar Screen 1 Bar Screen 2	
Exercise Of EBARA and Excess Pumps	10/10/2018	Excess Flow Pump 06 Excess Flow Pump 07 Excess Flow Pump 08 Excess Flow Pump 09 Excess Flow Pump 10 Excess Flow Pump 11 Excess Flow Pump 12	
EXERCISE SLUICE GATES-WITH DRILL	10/26/2018	Channel Aeration Tank 8-11 ML Intermediate Clarifier 2 Intermediate Clarifier 3 Secondary Clarifier 8 Secondary Clarifier 9	
Annual Oil Change Screening Compactors & Conveyor Reducers	10/10/2018	Bar Screen Rag Compactor	
Grease Tracks, Check Lube Sites On Bar Screens #1 & #2	10/15/2018	Bar Screen 1 Bar Screen 2 Bar Screen Rag Compactor	
500 Hour Oil Change on Pearth 4	10/31/2018	Digester 4 Mixing System	
Test and replace all burned out indication bulbs on plant equipment	10/15/2018	Bar Screen Building Belt Filter Press Building Bisulfite Building Blower Building Digester 1 and 2 Control Bldg Digester 3 Control Building Digester 4 - 5 Control Buildg Emergency Generator Building Excess Flow Pump Station Excess Flow Sludge Pump House Filter Building Grit Building Hypochlorite Feed Blg Interm Clarifier Sludge	

Work Assignment	Completion Date	Equipment	NOTATIONS
		Bldg Microstrainer Building Operations Center Raw Sewage Pump Station	
EXCESS 003- Exercise 30" and 24" DEZURIK Valves	10/8/2018	Excess Flow 003 Valves	
Exercise both 24" primary influent ratio valves	10/16/2018	Tunnel From PS to Grit Tunnel/Chan Primary Clarifiers	
Change Pre-Filters Blowers 1 - 4. Change Filters On Grit Blowers 1,2,3.	10/8/2018	Blower Bag Room Grit Blower 1 Grit Blower 2 Grit Blower 3 Kaeser	
By-Weekly Fluid and Misc. Check of Generators	10/9/2018	Emergency Generator 1 Emergency Generator 2 Emergency Generator 3	
Grease Raw Sewage And Excess Flow Pumps	10/17/2018	Excess Flow Pump 06 Excess Flow Pump 07 Excess Flow Pump 08 Excess Flow Pump 09 Raw Sewage Pump 1 Raw Sewage Pump 2 Raw Sewage Pump 3 Raw Sewage Pump 4 Raw Sewage Pump 5	
3 MONTH OIL CHANGE-GRIT BLOWER #3- KAESER	10/24/2018	Grit Blower 3 Kaeser	
2000 Hour Grease of the UNISON BLOWER MOTOR	10/10/2018	CHP Gas Cleaning System	
Remove/Install Insulating Jackets on Digester Gas Equipment	10/19/2018	Digester 5 Cover	
Six Month Oil Change WAS Moyno Pumps Reducers		Conc Tank Moyno Sludge Pump 1 Conc Tank Moyno Sludge Pump 3	
Seasonal open and close of Pearth 4 louvers		Digester 4 Mixing System	
SWPPP Wet and Dry Weather Inspections-Quarterly	10/31/2018	WWTC Roadways	
Excess Equipment Exercise	10/30/2018 -		
Upgrade all interior lighting to LED's.	10/1/2018	Maintenance Services Building	Replace all T-8 fluorescent bulbs with LED bulbs. A total of 300 bulbs were replaced. Old total wattage was 8,400 watts. The new total wattage with the LED bulbs is 4,200 watts. A few smaller lamps were also replaced linear & medium base styles.
Renew 6 month inspection service contract required by the State.		Excess Flow Pump Station	Renew 6 month inspection service contract with Colley Elevator.

Work Assignment	Completion Date	Equipment	NOTATIONS
		Raw Sewage Pump Station	
Install new 16' gate and repair damaged fencing by the walnut trees.	10/4/2018	WWTC Fence Line	Discount Fence installed a new 16' double gate at the new storage yard driveway west of the main entry road and repaired approximately 75' of damage fencing by the walnut trees where a large dead tree fell.
6 Month Oil Change On Bearings, Intermediate Pumps #1 & #2	10/15/2018	Intermediate Sludge Pump 1 Intermediate Sludge Pump 2	
Six Month Oil Change Sand Filter's #1 & #2	10/17/2018	Filter 1 Filter 2	
Repair hydraulic leak on Belt Filter Press	10/1/2018	Belt Filter Press	Removed and replaced four hydraulic hoses located at the belt alignment steer control valve at the south east corner of the belt press.
27,942 Hours. Diagnose and repair engine failure	10/8/2018	CHP Engine Genset	Replaced wire harness for magnetic pick up sensor with new harness. Replaced blown fuse for speed governor circuit.
Semi-Annual Inspection Of Fire Alarm At MSB	10/4/2018	Maintenance Services Building	
3 month Greasing of 3 AUMA Actuators	10/15/2018	Aeration Tank 11 Digester 1 Mixing Pump	
Six Month Oil Change Sand Filter's #3 & #4	10/17/2018	Filter 3 Filter 4	
Six Month Oil Change Sand Filter's #5 & #6	10/19/2018	Filter 5 Filter 6	
Test for H2S at Unison Gas skid	10/29/2018	CHP Gas Cleaning System	
Monthly Liquid Status of Under Ground Diesel Tank	10/15/2018	Emerg Gen Diesel Storage Tank	
Pump out old grease line valve vault	10/25/2018	Yard Piping - Liquid Treatment	
Replaced worn out wear plate on Auger #3	10/10/2018	2004 AUGER-DAWG G-30 4D088	Replaced worn out wear plate on Auger #3
Change Pre-Filters On Blowers 6, 7, 8, Blow Out Filter.	10/29/2018	Aeration Blower 06 Aeration Blower 07 Aeration Blower 08	
By-Weekly Fluid and Misc. Check of Generators	10/22/2018	Emergency Generator 1 Emergency Generator 2 Emergency Generator 3	
Repair fuel leak on #333	10/19/2018	2009 BOB CAT S 300 #333	
Annual open house.	10/8/2018	Maintenance Services Building	Cleaning and set up for the annual open house.
Replace exterior wall pack lights at Belt press & Filter building	10/10/2018	WWTC Outdoor Lighting	Replaced 2 wall packs with new. (2 Spares for stock)
Clean office roof of all Debris.	10/11/2018	Administration Center	Removed all debris from roof.
44,655 Miles. Perform 12 month/10,000 mile maintenance.		2014 Honda Civic CNG	Changed oil and filter, rotated and filled tires, and checked filters.

Work Assignment	Completion Date	Equipment	NOTATIONS
Install new Honeywell burners control system.		Digester 3 Heat Exchanger	Remove the old burner controls that no longer work, install new Honeywell burner control system.
Turn on and check building heat throughout the plant.	10/12/2018	Digester 1 and 2 Control Bldg	Turned on heat throughout the plant. Installed 1 new thermostat at CHP 1 building.
		Excess Flow Pump Station	Turned on heat throughout the plant. Installed 2 new thermostats at excess flow building. Upper and mid level.
Fabricate and install new aluminum hatch covers.		Yard Piping - Liquid Treatment	Removed old hatches, Replaced with new aluminum hatches fabricated in house.
ODS pump complete overhaul, diaphragm torn and spring broke.	10/15/2018	Primary ODS Sludge Pump 4	Disassemble, clean and inspect components, contact vendor to order replacement parts. Re-assemble with new diaphragm, spring, stroke indicator and o-rings.
Turn on and check building heat throughout the plant.	10/16/2018	Intern Clarifier Sludge Bldg	Turned on heat throughout the plant. Replaced electric unit heater at intermediate clarifier sludge bldg.
Seasonal start up on unit heaters.	10/17/2018	Grit Building	Check, clean and test all three unit heaters. The southwest unit heater would not operate. Found the pilot line orifice connection was cracked and was replaced.
Replace Pump 5 seal water solenoid. Rehab all necessary seal water lines	10/15/2018	Raw Sewage Pump 1	Replaced pump #5 seal water solenoid with new. Repaired or replaced damaged seal water lines on all pumps.
		Raw Sewage Pump 2	
		Raw Sewage Pump 3	
		Raw Sewage Pump 4	
		Raw Sewage Pump 5	
Seasonal start up on heating systems.	10/18/2018	Digester 4 - 5 Control Bldg	Check, clean and test both unit heaters. Replace 1 thermostat, both unit operational.
Troubleshoot second level alarm float. Replace if necessary.		Hobson Lift Station	Replaced float with new. Ordered replacement for stock.
Seasonal start-up on heating systems.	10/19/2018	System Garage	Check both unit heaters, replace batteries and one thermostat also found the draft induction motor was bad on the south heater. Replace draft motor and test operation.
Replace belt on dig 5 heat exchanger draft induction fan motor assembly.	10/22/2018	Digester 5 Heat Exchanger	Replaced belt on digester 5 heat exchanger draft induction fan motor assembly with new from stock.
Troubleshoot nuisance burner failures.	10/23/2018	Digester 1 Heat Exchanger	Found the base for the Honeywell burner controller was cracked and causing intermittent false alarms. Replace the base with new and test operation. Also found the air switch wasn't working properly, replace with new.
Complete overhaul on the conveyor for the compactor system.		Bar Screen Rag Compactor	Remove from service to overhaul. Install a new gear motor, screw, drive shaft assembly to adapt the gear motor to the screw, new water seal and misc. repairs to the conveyor frame.
Troubleshoot burner failures.		Digester 4 Heat Exchanger	Found methane gas supply piping clogged with debris. Clean out all piping and gas regulators. Also replace the diamond port gas mixture valve the was clogged and inoperable.
Replace V-Groove packing on piston pump 5		Primary Sludge Pump 5	Removed packing lantern ring, removed 10 rings of v-groove packing, clean piston and install new v-groove packing. Ball ok, clean area, test ok. Re-order new packing.
Unison Media Replacement	10/15/2018	CHP Gas Cleaning System	
Safety lane Vehicle 308	10/31/2018	2003 Ford Truck E450/TV Unit	
Generator failure alarm (Wasn't running) low battery and coolant alarms.	10/5/2018	Centex Stationary Generator	Altorfer Power Systems (Patten) out and found the engine block heater was shorted and cause a loss of control power. Replace the block heater, change coolant (was several years old) install a new radiator cap and low coolant sensor that was corroded. Pres
Check all unit heaters - Seasonal start up.	10/19/2018	Bisulfite Building	Check all 6 electric unit heaters. The northwest heater in the tank room was shorted out & was replaced.

Work Assignment	Completion Date	Equipment	NOTATIONS
Clean heat exchanger.	10/26/2018	CHP Engine Genset #2	9,636 Hours. Cleaned heat exchanger tubing out. Replaced gaskets with new.
Replace the broken grease cup on the rake assembly.	10/29/2018	Bar Screen 1	Replace the broken grease cup on the rake assembly with a new unit from stock. Re-order another spare.
Check seal water solenoid that is making noise.		Digester 4 - 5 Sl Recrc Pmp 6	Found the seal water lines were clogged, clean out and flush the lines and replace the solenoid.
Replace the worn out H78 drive gear and chain for the long collector.	10/30/2018	Primary Clarifier 5	Remove old gear, have bore machined on new gear, install new drive gear and chain.
Install control relays to monitor power at each soft start bucket.	10/16/2018	Liberty Park LS Pump 1	Purchase and install 12 VDC control relays and parallel wire to the fail input to the PLC.
		Liberty Park LS Pump 2	
		Liberty Park LS Pump 3	
9,724 Hours. Perform 100 hour oil change on engine. Purchase Spare parts	10/31/2018	CHP Engine Genset #2	
Install new underground conduits from junction boxes to the storage bldg		5006 Walnut Eqpmnt Strge Bldg	Uno Construction excavated a trench from the storage building to the main gate area. Install (2) 1" PVC conduits for the Scada wiring for the entry alarm and future security camera.

DOWNERS GROVE SANITARY DISTRICT
M E M O

DATE: November 5, 2018

TO: Nicholas J. Menninga
General Manager

FROM: Robert Swirsky
Sewer System Maintenance Supervisor

RE: Monthly Report – October, 2018

1.	JULIE Line Markings:	Current	Year to Date
	Received	1537	12543
	In District	1467	11282
	Marked	251	2221
	Man Hours	101	810
2.	Building Service:	Current	Year to Date
	a. BSSRAP TV Inspections	21	191
	b. Emergency BSSRAP Repairs	08	105
	c. Total BSSRAP Repairs	14	154
	d. I&I inspections	00	23
	e. I&I C.O. installation	01	04
	f. Replace broken cleanout caps	00	03
	g. OHSP TV Inspections	00	05
	h. Post Rodding TV	02	33
3.	Sewer backups:	Current	Year to Date
	a. Public sewer	1	7
	b. Private sewer	10	167
	c. Surcharged main	0	11
	d. Pump station	<u>0</u>	<u>0</u>
	Total	11	185
		Current	Year to Date
4.	Sewer Cleaning (DGSD personnel):	33,284	331,401 Ft.
	a. Sewer Cleaning (outside contractors):	0	345 Ft.
5.	Main Sewer Televising (DGSD personnel):	0	3,948 Ft.
	a. Sewer Televising (outside contractors):	0	0 Ft.
6.	LETS TV	1	7
7.	Manhole inspections	0	35

8. Sewer and manhole repairs and replacements by Uno Construction:
None

9. Miscellaneous: (sewer system personnel)
 - a. Upload flow meters.
 - b. Clean WWTC gas filter with Vac-Con
 - c. Clean WWTC grease line with Vac-Con

CC: WDVb, ASK, PWC, RTJ, KJR, MS, TTC, WCC, MCW

DOWNERS GROVE SANITARY DISTRICT
M E M O

DATE: November 7, 2018

TO: Nicholas J. Menninga
General Manager

FROM: Ted Cherwak
Sewer Construction Supervisor

RE: Monthly Report: Sewer Construction \ Code Enforcement – October 2018

- | 1. | Permits issued: | Current | Year to Date |
|----|-----------------|----------|--------------|
| a. | Single family | 7 | 100 |
| b. | Multiple family | 0 | 0 |
| c. | Commercial | 2 | 15 |
| d. | Repair | 2 | 10 |
| e. | Disconnection | <u>3</u> | <u>48</u> |
| | Total | 14 | 173 |
-
- | 2. | Inspections made: | Current | Year to Date |
|----|------------------------|----------|--------------|
| a. | Connections | 14 | 94 |
| b. | Finals | 4 | 62 |
| c. | Repairs | 2 | 11 |
| d. | Disconnects | 3 | 49 |
| e. | Groundwork | 1 | 8 |
| f. | Walk-Thru | 0 | 0 |
| g. | Pre-connections | 0 | 3 |
| h. | Overhead Sewer Program | 0 | 11 |
| i. | Code Enforcement | 0 | 13 |
| j. | Lateral testing | <u>7</u> | <u>79</u> |
| | Total | 31 | 330 |
-
3. New Sewer Extension Construction:
- a. None
4. New Sewer Extension Testing - air, deflection, manhole, televising and lamping:
- a. None
5. Code Enforcement:
- a. Overhead Sewer Program
- b. Grease Trap Inspections

6. Plan & Permit Reviews:
 - a. 5525 Fairmount, single family review
 - b. 839 Sheridan, single family review
 - c. 5259 Blodgett, single family review
 - d. 5148 Benton, single family review
 - e. 2501 Ogden, Zeigler Pre-Owned Auto Dealership, septic conversion site plan review
 - f. 7315 Lemont, Phenix Salon Suites, tenant finish-out plan

7. Building Sanitary Service Access Agreements:
 - a. 221 4th Street, Downers Grove
 - b. 532 Prairie, Downers Grove
 - c. 123 6th Street, Downers Grove
 - d. 2200 Warrenville Road, Downers Grove
 - e. 839 Sheridan, Downers Grove
 - f. 5525 Fairmount, Downers Grove
 - g. 5259 Blodgett, Downers Grove

8. Illinois EPA Permits:
 - a. None

9. Waste Hauling Permits Issued:
 - a. None

10. Miscellaneous:
 - a. Village Road Work – sanitary manhole adjustment inspections
 - b. DGSD 1K-028 Phase II alley sewer rehab project inspection
 - c. DGSD Valve vault & manhole grouting by Visu-Sewer
 - d. Pre-Construction Meeting – Bridge Point Development

CC: WDVb, ASK, PWC, KJR, RTJ, MJS, RPS, WCC & MGP

Permits Issued: OCTOBER 2018

YEAR	PERMIT #	ADDRESS	STREET	CITY	ISSUE	TYPE	TAP FEE	INSP FEE
2018	155	123	6TH STREET	DG	10/1/2018	SF-RB		\$208.00
2018	156	532	PRAIRIE	DG	10/1/2018	SF-RB		\$208.00
2018	154	221	4TH STREET	DG	10/1/2018	SF-RB		\$208.00
2018	124	2200	WARRENVILLE	DG	10/1/2018	COM		\$344.00
2018	159	829	STRATFORD	DG	10/4/2018	REPAIR		
2018	160	7351	LEMONT	DG	10/10/2018	COM		\$198.00
2018	161	5259	BLODGETT	DG	10/12/2018	DISCON		
2018	162	5148	BENTON	DG	10/12/2018	DISCON		
2018	163	3906 N	PARK	W	10/16/2018	REPAIR		
2018	158	839	SHERIDAN	DG	10/17/2018	SF-RB		\$208.00
2018	166	4925	PROSPECT	DG	10/26/2018	DISCON		
2018	164	5259	BLODGETT	DG	10/30/2018	SF-RB		\$208.00
2018	165	5148	BENTON	DG	10/30/2018	SF-RB		\$208.00
2018	157	5525	FAIRMOUNT	DG	10/29/2018	SF-RB		
TOTAL:								\$1,790.00

Permit Final Inspections: OCTOBER 2018

YEAR	PERMIT #	ADDRESS	STREET	CITY	FINAL
2016	101	719	ROGERS	DG	10/2/2018
2017	161	4736	PRINCE	DG	10/11/2018
2018	9	5536	PLYMOUTH	DG	10/12/2018
2017	204	1104	NORFOLK	DG	10/22/2018

Progress Report

To: Nick Menninga, General Manager
From: Reese Berry, Laboratory Supervisor
Date: November 14, 2018
Re: October 2018 Laboratory Report

We had 3 excess rain events during the month of October. There were no permit excursions during October 2018.

Industrial/Pretreatment:

We issued a permit to Rexnord for their new facility located at the same address as their old facility. They currently have 2 permits, 1 for the old building and 1 for the new facility. They will slowly be transitioning operations to the new building over the coming months. After the transition, they will contact us for a final walk through at the old facility and they will terminate the old permit.

We're still tracking down a couple PMDR reports from new users. This is a new requirement for them, so sometimes it can be difficult helping them understand the importance of returning these forms and why.

Surcharge Sampling:

We sampled 3 locations during the month of October. We've completed 8 weeks on our schedule for this year with 42 total locations completed for the year. We have some new locations we will carry over to 2019, which we didn't sample. We want the new locations to be open for at least 3-6 months before sampling to allow the location to establish themselves before sampling.

Open House:

We had all 3 laboratory representatives in the MSB for the first time. I feel this is best for the tour times and allows us to discuss anything lab related with at least 3 small groups or 1 on 1 interactions at a time. This allows us to impact more people with our exhibit than previous.

C: WDVB, ASK, PWC, KJR, RTJ, MJS, WCC, MGP

Downers Grove Sanitary District I&I Removal Target Area 1K-028 Parcel Status



Legend

MH_Status

- Eliminate MH
- Leave in Place
- Replace
- Replaced
- To be Done

Replaced

- Replacement Done
- 2016 Sanitary Sewers Replaced

Cleanout

- 4" & 6"
- Parcels Assessment Real Estate
- Manholes

1K-028 Parcels

- Inspection Needed

Status

- 1A Has a Cleanout And All PVC Service
- 1B All PVC Service No OSCO
- 2A C/O Installed, Ready For Rehab
- 2B Agreement Received Ready For C/O
- 2BC Agreements Received, C/O & TV Needed
- 2D BSSRAP/IOHSP TV Done
- 3A Released For Cleanout
- 4 Inspection Done Agreements Needed
- 4A Has An Existing Cleanout
- 5 Scheduled For An Inspection
- 5A Inspection Done Qualifies for BSSRAP
- 5B Unable to TV
- 5BX Unable to TV, Violation
- 6X Violation
- X Demolished/Vacant

STATUS OF 1K-028 INSPECTIONS AND AGREEMENT ACQUISITIONS

Category	Inspections Scheduled	Inspections Completed	Application Received	Agreements Signed	Cleanout Installed	Service Rehab Done	Totals	Total as Percentage
1A	Y	Y	N	Y	Y	N/A	19	8%
1B	Y	Y	N	N	N	N/A	1	0%
2A	Y	Y	Y	Y	Y	N	66	29%
2B	Y	Y	Y	Y	Y	N	16	7%
2D	Y	Y	Y	N	N	N	3	1%
3A	Y	Y	Y	Y	N	N	6	3%
4	Y	Y	N	N	N	N	38	17%
4A	N	N	N	N	N/A	N	3	1%
5	Y	N	N	N	N	N	0	0%
5A	Y	Y	N	N	N	N	16	7%
5AX	Y	Y	N	N	N	N	0	0%
5B	Y	N	N	N	N	N	23	10%
5BX	Y	N	N	N	N	N	1	0%
0	N	N	N	N	N	N	30	13%
X	-	-	-	-	-	-	5	2%
5X	-	-	-	-	-	-	1	0%

228	100%
	11% Complete

Category Description:

- 1A - PVC service with cleanout(may need to be sealed at the main)
- 1B - All PVC no Cleanout
- 2A - BSSRAP repair done, ready for rehab
- 2B - Ready for rehab
- 2D - BSSRAP/OHSP TV done
- 3A - Released to contractor for cleanout installation
- 4 - Inspection completed (Program application needed)
- 4A - Has an existing cleanout
- 5 - Inspections scheduled
- 5A - Inspection done - BSSRAP needed (qualifying defects or obstructions seen during TV)
- 5AX - Violation, BSSRAP needed
- 5B - Unable to TV
- 5BX - Unable to TV Violation
- 0 - Inspection Needed
- X - Demolished
- 5X - Inspection done - Violation not corrected

2015 Basin I&I Ranking = 1
 2016 Basin I&I Ranking = 27
 2018 Basin I&I Ranking = 6
 Combined pit violations found and corrected to date - 0
 Storm pit violations found and corrected to date - 2

DOWNERS GROVE SANITARY DISTRICT CASH BALANCES AND INVESTMENT SCHEDULE

DATE: 10/31/18

CASH BALANCES			PREVIOUS MONTH		
			TOTAL BALANCE PER BANK STATEMENTS	MONTHLY EARNINGS CREDIT	EARNINGS CREDIT PERCENTAGE
ACCOUNT NAME	ACCOUNT NUMBER	BALANCE PER BANK STATEMENT			
DEPOSIT	XXXXXXXX1116	\$1,044,291.22			
DISBURSEMENT	XXXXXXXX1111	136,947.58			
FLEXIBLE BENEFITS	XXXXXXXX6025	9,615.68			
PAYROLL	XXXXXXXX1117	203,701.66			
PETTY CASH	XXXXXXXX1112	3,337.12			
USER REFUNDS	XXXXXXXX1114	8,515.96			
TOTAL - CASH AT BANK		\$1,406,409.22	\$1,675,209.18	\$773.77	0.0462%

INVESTMENTS

TYPE	FINANCIAL INSTITUTION	TERM	MATURITY	AMOUNT	ANNUAL YIELD	GENERAL CORPORATE FUND	IMPROVEMENT FUND	CONSTRUCTION FUND	PUBLIC BENEFIT FUND	SEWER EXTENSION FUND	INTEREST EARNED AT YIELD
CD	CIT BANK	12 MOS	11/9/2018	\$245,000.00	1.500%	\$245,000.00					\$3,675.00
CD	TRISTATE CAPITAL	12 MOS	11/9/2018	\$249,990.00	1.590%		\$249,990.00				\$3,974.84
CD	BRIDGEVIEW BANK	12 MOS	1/15/2019	\$250,000.00	1.200%	\$100,000.00	\$107,719.45		\$35,260.73	\$7,019.82	\$3,000.00
CD	FIRST INTERNET BANK	12 MOS	5/14/2019	\$250,000.00	2.300%		\$250,000.00				\$5,750.00
CD	TAB BANK	12 MOS	5/23/2019	\$250,000.00	2.200%	\$100,000.00	\$150,000.00				\$5,500.00
TOTAL CDs				\$1,244,990.00	1.759%	\$445,000.00	\$757,709.45	\$0.00	\$35,260.73	\$7,019.82	\$21,899.84

TYPE	FINANCIAL INSTITUTION	TERM	LAST ACTION DATE	AMOUNT	CURRENT RATE OF RETURN					ESTIMATED ANNUAL RETURN	
MM	BANKFINANCIAL*	ONGOING	3/13/2013	\$15,333.49	1.000%	\$15,333.49				\$153.33	
MM	CIT BANK	ONGOING	11/9/2016	\$5,000.00	0.450%	\$5,000.00				\$22.50	
MM	LIMESTONE BANK fka PBI Bank	ONGOING	9/9/2013	\$1,075.66	0.120%	\$1,075.66				\$1.29	
MM	LISLE SAVINGS BANK	ONGOING	9/2/2015	\$1,016.46	0.400%	\$1,016.46				\$4.07	
MM	LUANA SAVINGS BANK	ONGOING	4/2/2012	\$250,000.00	1.450%	\$250,000.00				\$3,625.00	
MM	NATIONWIDE BANK	ONGOING	10/9/2015	\$50,120.98	0.300%	\$50,120.98				\$150.36	
MM	ROYAL BANK fka Park Fed Savings	ONGOING	12/4/2012	\$1,150.51	0.100%	\$1,150.51				\$1.15	
MM	STEARNS BANK	ONGOING	9/1/2015	\$250,000.00	2.000%	\$250,000.00				\$5,000.00	
MM	TRISTATE CAPITAL BANK	ONGOING	11/9/2016	\$10.00	0.000%		\$10.00			\$0.00	
MM	WEST SUBURBAN BANK	ONGOING	11/20/2012	\$5,140.36	0.050%		\$5,140.36			\$2.57	
TOTAL MM ACCOUNTS				\$578,847.46	1.548%	\$573,697.10	\$5,150.36	\$0.00	\$0.00	\$0.00	\$8,960.28

ILLINOIS FUNDS - MONEY MARKET				\$1,484,257.19	2.167%	\$1,223,016.55	\$246,396.32	\$0.00	\$0.00	\$0.00	\$32,163.85
SUBTOTAL - CD'S, MM AND IL FUNDS				\$3,308,094.65	1.905%	\$2,241,713.65	\$1,009,256.13	\$0.00	\$35,260.73	\$7,019.82	\$63,023.97

TYPE	INSTALLMENT INVOICED	CLOSING DATE	AMOUNT	FIXED RATE							
VOUCHERS - SA58	9 OF 10	01/02/19	23,647.69	1.240%	1,322.24	22,325.45	0.00			293.23	
TOTAL VOUCHERS			\$23,647.69	1.240%	\$1,322.24	\$22,325.45	\$0.00	\$0.00	\$0.00	\$293.23	
TOTAL - ALL INVESTMENTS				\$3,331,742.34	1.900%	\$2,243,035.89	\$1,031,581.58	\$0.00	\$35,260.73	\$7,019.82	\$63,317.20

* \$249,900 in a Money Market Account and \$100 in a Business Checking Account

TOTAL CASH AND INVESTMENTS \$4,738,151.56

Board of Trustees
Wallace D. Van Buren
President
Amy S. Kovacevic
Vice President
Paul W. Coultrap
Clerk

Downers Grove

Sanitary District

General Manager
Nicholas J. Menninga

Legal Counsel
Michael G. Philipp

2710 Curtiss Street
P.O. Box 1412
Downers Grove, IL 60515-0703
Phone: 630-969-0664
Fax: 630-969-0827
www.dgsd.org

Providing a Better Environment for South Central DuPage County

Memo

To: Board of Trustees
From: Nick Menninga, General Manager
Date: November 16, 2018
Subject: Treasurer's Report for October, 2018

Attached please find the subject report that tracks income and expenses for the first six months of Fiscal Year 18-19.

Totals of expenses and income are shown on the following table:

Year-to-date	Income	Expense
General Fund	\$ 5,132,863.13 (page 1)	\$ 4,798,637.89 (page 6)
Improvement Fund	\$ 29,086.37 (page 7)	\$ 192,084.82 (page 7)
Construction Fund	\$ 132,543.00 (page 8)	\$ 14,403.64 (page 9)
Public Benefit Fund	\$ 212.10 (page 10)	\$ 0.00 (page 10)
TOTAL	\$ 5,294,704.60	\$ 5,005,126.35

C: BOLI, WCC, MGP

=====

Fund number & Description	Ending Fund Balance

Fund 01 : GENERAL FUND	\$3,130,753.78
Fund 02 : IMPROVEMENT FUND	\$1,179,255.40
Fund 03 : CONSTRUCTION FUND	\$271,110.02
Fund 05 : PUBLIC BENEFIT FUND	\$36,138.43
Recap Totals	<hr/> \$4,617,257.63

TREASURER'S REPORT

DATE 11/16/18
 FUND 01 GENERAL FUND

MONTH ENDED 10/31/18

PAGE 1

NUMBER	DESCRIPTION	COST	ACTUAL	BUDGET	ACTUAL-	BUDGET	VAR	TOTAL
			CURRENT	CURRENT				
			MONTH	MONTH	Y-T-D	Y-T-D	VARIANCE	
=====								
DEPT 05 REVENUES								
3000	PROPERTY TAXES		25,759.89-	24,634-	1,159,061.59-	1,154,307-	4,754.59-	.4 1,167,500-
3001	USER RECEIPTS		278,626.04-	275,946-	1,625,292.57-	1,655,676-	30,383.43	1.8- 3,344,800-
3002	SURCHARGES		28,054.52-	27,083-	160,136.41-	162,498-	2,361.59	1.5- 325,000-
3004	PLAN REVIEW FEES		.00	0	364.00-	500-	136.00	27.2- 1,000-
3005	CONSTRUCTION INSPECTION FEES		.00	0	.00	240-	240.00	100.0- 500-
3006	PERMIT INSPECTION FEES		1,654.00-	1,833-	17,288.00-	10,998-	6,290.00-	57.2 22,000-
3007	INTEREST ON INVESTMENTS		4,212.10-	1,250-	20,776.09-	7,500-	13,276.09-	177.0 15,000-
3013	SAMPLING AND MONITORING		7,879.67-	5,833-	48,577.58-	34,998-	13,579.58-	38.8 70,000-
3014	REPLACEMENT TAXES		11,235.89-	13,800-	40,840.35-	43,600-	2,759.65	6.3- 79,800-
3015	MISCELLANEOUS INCOME		659.90-	833-	1,738.40-	4,998-	3,259.60	65.2- 10,000-
3021	TELEVISION INSPECTION		.00	0	.00	0	.00	.0 150-
3023	PROPERTY LEASE PAYMENTS		.00	2,792-	14,013.70-	16,752-	2,738.30	16.4- 33,500-
3024	MONTHLY SERVICE FEES		335,251.87-	336,855-	1,914,909.95-	1,890,983-	23,926.95-	1.3 3,827,900-
3027	GREASE WASTE		24,146.05-	16,667-	129,864.49-	100,002-	29,862.49-	29.9 200,000-
3040	RENEWABLE ENERGY CREDITS		.00	750-	.00	1,500-	1,500.00	100.0- 3,000-
=====								
DEPT 05 TOTALS			717,479.93-	708,276-	5,132,863.13-	5,084,552-	48,311.13-	1.0 9,100,150-
=====								
FUND REVENUE TOTAL			717,479.93-	708,276-	5,132,863.13-	5,084,552-	48,311.13-	1.0 9,100,150-
=====								
DEPT 11 O & M EXPENSES - ADMINISTRATION								
SECT A SALARIES AND WAGES								
A001	TRUSTEES		.00	0	9,000.00	9,000	.00	.0 18,000
A002	BOLI		.00	0	.00	450	450.00-	100.0- 900
A003	GENERAL MANAGEMENT		19,357.84	26,550	113,850.06	138,724	24,873.94-	17.9- 265,500
A004	FINANCIAL RECORDS		15,426.50	18,660	108,021.39	97,499	10,522.39	10.8 186,600
A005	ADMINISTRATIVE RECORDS		4,887.81	6,020	24,311.21	31,455	7,143.79-	22.7- 60,200
A007	CODE ENFORCEMENT		30,559.02	34,000	190,496.10	177,650	12,846.10	7.2 340,000
A008	SAFETY ACTIVITIES		.00	250	325.26	1,306	980.74-	75.1- 2,500
A030	BUILDING AND GROUNDS		.00	0	88.50	0	88.50	.0 0
=====								
SECT A TOTALS			70,231.17	85,480	446,092.52	456,084	9,991.48-	2.2- 873,700
=====								
SECT B OPERATIONS AND MAINTENANCE								
B100	ELECTRICITY		160.66	375	889.11	2,400	1,510.89-	63.0- 4,000
B101	NATURAL GAS		33.64	300	256.93	1,150	893.07-	77.7- 3,000
B102	WATER, GARBAGE AND OTHER UTILITIES		.00	0	124.52	610	485.48-	79.6- 1,150
B110	BANK CHARGES		1,059.76	1,600	8,505.70	9,600	1,094.30-	11.4- 19,200
B112	COMMUNICATION		1,036.66	1,333	6,734.21	7,998	1,263.79-	15.8- 16,000
B115	EQUIPMENT/EQUIPMENT REPAIR		3,876.25	11,200	43,416.68	63,300	19,883.32-	31.4- 108,000
B116	SUPPLIES		48.32	633	1,947.17	3,798	1,850.83-	48.7- 7,600
B117	EMPLOYEE/DUTY COSTS		182.08	1,083	5,293.80	6,498	1,204.20-	18.5- 13,000
B118	BUILDING AND GROUNDS		2,090.07	0	7,482.82	20,400	12,917.18-	63.3- 24,000
B119	POSTAGE		15.76	1,000	3,168.51	6,000	2,831.49-	47.2- 12,000
B120	PRINTING/PHOTOGRAPHY		326.33	300	6,178.07	9,100	2,921.93-	32.1- 10,400
B121	USER BILLING MATERIALS		4,751.30	6,142	32,322.47	36,852	4,529.53-	12.3- 73,700

TREASURER'S REPORT

DATE 11/16/18

MONTH ENDED 10/31/18

PAGE 2

FUND 01 GENERAL FUND

NUMBER	DESCRIPTION	COST		ACTUAL	BUDGET	ACTUAL-	VAR	TOTAL
		CURRENT	CURRENT	MONTH	MONTH	BUDGET		
				Y-T-D	Y-T-D	VARIANCE	%	BUDGET
B124	CONTRACT SERVICES	18,602.65	8,117	88,548.92	48,702	39,846.92	81.8	97,400
B137	MEMBERSHIPS/SUBSCRIPTIONS	5,774.00	1,200	6,273.00	1,900	4,373.00	230.2	7,600
SECT B TOTALS		37,957.48	33,283	211,141.91	218,308	7,166.09-	3.3-	397,050
SECT C VEHICLES								
C222	GAS/FUEL	67.00	150	482.27	950	467.73-	49.2-	2,100
C225	OPERATION/REPAIR	33.56	0	48.96	626	577.04-	92.2-	1,250
C226	VEHICLE PURCHASES	.00	0	380.00	0	380.00	.0	0
SECT C TOTALS		100.56	150	911.23	1,576	664.77-	42.2-	3,350
DEPT 11 TOTALS		108,289.21	118,913	658,145.66	675,968	17,822.34-	2.6-	1,274,100
DEPT 12 O & M EXPENSES - WWTC								
SECT A SALARIES AND WAGES								
A009	OPERATIONS MANAGEMENT	8,258.39	2,250	48,965.87	11,756	37,209.87	316.5	22,500
A010	MAINTENANCE - BUDGET	.00	57,880	.00	302,423	27,522.61-	9.1-	578,800
A011	MAINTENANCE - WWTC	24,907.32	0	207,818.43	0	.00	.0	0
A012	MAINTENANCE - VEHICLES	206.20	0	2,838.18	0	.00	.0	0
A013	MAINTENANCE - ENERGY RECOVERY	1,362.25	0	12,840.15	0	.00	.0	0
A014	MAINTENANCE - ELECTRICAL	7,378.73	0	51,403.63	0	.00	.0	0
A020	WWTC - BUDGET	.00	60,650	.00	316,896	7,596.72-	2.4-	606,500
A021	WWTC - OPERATIONS	25,182.00	0	190,801.26	0	.00	.0	0
A022	WWTC - SLUDGE HANDLING	17,510.80	0	109,256.91	0	.00	.0	0
A023	WWTC - ENERGY RECOVERY	1,230.79	0	9,241.11	0	.00	.0	0
A030	BUILDING AND GROUNDS	11,181.17	4,855	32,375.19	25,367	7,008.19	27.6	48,550
SECT A TOTALS		97,217.65	125,635	665,540.73	656,442	9,098.73	1.4	1,256,350
SECT B OPERATIONS AND MAINTENANCE								
B100	ELECTRICITY	5,037.45	6,000	25,885.69	36,000	10,114.31-	28.1-	72,000
B101	NATURAL GAS	133.38	1,000	1,436.61	6,000	4,563.39-	76.1-	12,000
B102	WATER, GARBAGE AND OTHER UTILITIES	359.32	1,100	10,981.59	17,100	6,118.41-	35.8-	34,000
B103	ODOR CONTROL	.00	700	1,520.50	4,200	2,679.50-	63.8-	8,000
B104	FUEL - GENERATORS	422.74	0	5,492.93	6,750	1,257.07-	18.6-	13,500
B112	COMMUNICATION	1,218.18	1,333	7,401.61	7,998	596.39-	7.5-	16,000
B113	EMERGENCY/SAFETY EQUIPMENT	1,142.83	1,267	6,375.31	7,602	1,226.69-	16.1-	15,200
B116	SUPPLIES	4,509.08	2,438	14,501.67	14,628	126.33-	.9-	29,250
B117	EMPLOYEE/DUTY COSTS	869.38	2,500	8,871.87	13,500	4,628.13-	34.3-	25,000
B124	CONTRACT SERVICES	.00	0	131,034.00	131,050	16.00-	.0	131,050
B130	NPDES PERMIT FEES	.00	0	53,000.00	53,000	.00	.0	53,000
B131	SLUDGE HAULING/DISPOSAL SERVICES	30,920.00	30,000	60,000.00	60,000	.00	.0	60,000
B400	CHEMICALS - BUDGET	.00	7,783	.00	46,698	29,523.29	63.2	93,400
B401	CHEMICALS - DISINFECTION	14,599.01	0	49,412.51	0	.00	.0	0
B402	CHEMICALS - SLUDGE DEWATERING	2,070.00	0	15,039.00	0	.00	.0	0
B403	CHEMICALS - TERTIARY TREATMENT	.00	0	3,819.78	0	.00	.0	0
B404	CHEMICALS - OTHER	7,950.00	0	7,950.00	0	.00	.0	0

TREASURER'S REPORT

DATE 11/16/18
 FUND 01 GENERAL FUND

MONTH ENDED 10/31/18

PAGE 3

NUMBER	DESCRIPTION	COST	ACTUAL	BUDGET	ACTUAL-	BUDGET	VAR	TOTAL	
			CURRENT	CURRENT					ACTUAL
			MONTH	MONTH	Y-T-D	Y-T-D	%	BUDGET	
B501	EQPT/EQPT REPAIR - BIOSOLIDS AGING & DISPOS		985.45	7,253	20,233.54	43,518	23,284.46-	53.5-	87,036
B502	EQPT/EQPT REPAIR - DISINFECTION		.00	2,167	13,336.69	13,002	334.69	2.6	26,009
B503	EQPT/EQPT REPAIR - EXCESS FLOW		.00	4,041	2,202.97	24,246	22,043.03-	90.9-	48,487
B504	EQPT/EQPT REPAIR - GRIT REMOVAL		.00	1,061	1,609.33	6,366	4,756.67-	74.7-	12,731
B505	EQPT/EQPT REPAIR - INFLUENT PUMPING		9,232.91	3,536	10,151.36	21,216	11,064.64-	52.2-	42,436
B506	EQPT/EQPT REPAIR - PRIMARY TREATMENT		16,533.06	4,206	37,096.09	25,236	11,860.09	47.0	50,468
B507	EQPT/EQPT REPAIR - SECONDARY TREATMENT		6,450.90	10,614	101,374.51	63,684	37,690.51	59.2	127,369
B508	EQPT/EQPT REPAIR - SLUDGE CONCENTRATION		.00	474	2,217.00	2,844	627.00-	22.1-	5,682
B509	EQPT/EQPT REPAIR - SLUDGE DEWATERING		1,936.40	2,739	16,847.01	16,434	413.01	2.5	32,870
B510	EQPT/EQPT REPAIR - SLUDGE DIGESTION		18,441.96	6,645	23,466.24	39,870	16,403.76-	41.1-	79,740
B511	EQPT/EQPT REPAIR - TERTIARY TREATMENT		.00	2,297	1,821.91	13,782	11,960.09-	86.8-	27,566
B512	EQPT/EQPT REPAIR - WWTC GENERAL		1,383.20	3,204	14,932.50	19,224	4,291.50-	22.3-	38,449
B513	EQPT/EQPT REPAIR - WWTC UTILITIES		3,132.56	11,526	51,833.02	69,156	17,322.98-	25.1-	138,307
B801	BLDG AND GROUNDS - BIOSOLIDS AGING & DISPOS		.00	1,250	.00	7,500	7,500.00-	100.0-	15,001
B802	BLDG AND GROUNDS - DISINFECTION		.00	44	.00	264	264.00-	100.0-	531
B803	BLDG AND GROUNDS - EXCESS FLOW		.00	380	.00	2,280	2,280.00-	100.0-	4,561
B804	BLDG AND GROUNDS - GRIT REMOVAL		.00	88	2.89-	528	530.89-	100.6-	1,061
B805	BLDG AND GROUNDS - INFLUENT PUMPING		1,965.00	1,332	3,278.28	7,992	4,713.72-	59.0-	15,988
B807	BLDG AND GROUNDS - SECONDARY TREATMENT		.00	88	229.06	528	298.94-	56.6-	1,061
B809	BLDG AND GROUNDS - SLUDGE DEWATERING		.00	88	1,863.92	528	1,335.92	253.0	1,061
B810	BLDG AND GROUNDS - SLUDGE DIGESTION		31,093.98	3,601	33,797.67	21,606	12,191.67	56.4	43,215
B811	BLDG AND GROUNDS - TERTIARY TREATMENT		2,320.57	1,275	16,727.81	7,650	9,077.81	118.7	15,305
B812	BLDG AND GROUNDS - WWTC GENERAL		77,311.70	14,710	108,583.95	88,260	20,323.95	23.0	176,525
B813	BLDG AND GROUNDS - WWTC UTILITIES		.00	133	.00	798	798.00-	100.0-	1,591
SECT B TOTALS			240,019.06	136,873	864,323.04	901,038	36,714.96-	4.1-	1,555,450
SECT C VEHICLES									
C222	GAS/FUEL		1,590.04	2,708	11,491.40	16,248	4,756.60-	29.3-	32,500
C225	OPERATION/REPAIR		143.45	583	6,430.96	3,498	2,932.96	83.9	7,000
C226	VEHICLE PURCHASES		.00	0	10,778.00	15,000	4,222.00-	28.2-	15,000
SECT C TOTALS			1,733.49	3,291	28,700.36	34,746	6,045.64-	17.4-	54,500
DEPT 12 TOTALS			338,970.20	265,799	1,558,564.13	1,592,226	33,661.87-	2.1-	2,866,300
DEPT 13 O & M EXPENSES - LABORATORY									
SECT A SALARIES AND WAGES									
A009	OPERATIONS MANAGEMENT		6,644.35	6,155	35,634.77	32,160	3,474.77	10.8	61,550
A040	LABORATORY - BUDGET		.00	16,440	.00	85,899	6,164.38-	7.2-	164,400
A041	LAB - WWTC		9,310.41	0	63,861.29	0	.00	.0	0
A042	LAB - PRETREATMENT		276.72	0	3,309.41	0	.00	.0	0
A043	LAB - SURCHARGE PROGRAM		867.92	0	7,350.27	0	.00	.0	0
A044	LAB - BOD		.00	0	275.87	0	.00	.0	0
A045	LAB - SOLIDS		.00	0	91.53	0	.00	.0	0
A047	LAB - MICRO		.00	0	15.74	0	.00	.0	0
A048	LAB - ENERGY RECOVERY		527.36	0	4,830.51	0	.00	.0	0
SECT A TOTALS			17,626.76	22,595	115,369.39	118,059	2,689.61-	2.3-	225,950

TREASURER'S REPORT

DATE 11/16/18
 FUND 01 GENERAL FUND

MONTH ENDED 10/31/18

PAGE 4

NUMBER	DESCRIPTION	COST	ACTUAL	BUDGET	ACTUAL-	ACTUAL-	VAR	TOTAL	
			CURRENT	CURRENT					BUDGET
			MONTH	MONTH	Y-T-D	Y-T-D	%	BUDGET	
=====									
SECT B OPERATIONS AND MAINTENANCE									
B114	CHEMICALS		744.70	1,433	7,590.64	8,598	1,007.36-	11.7-	17,200
B115	EQUIPMENT/EQUIPMENT REPAIR		669.00	1,350	1,438.79	8,100	6,661.21-	82.2-	16,200
B116	SUPPLIES		387.49	1,729	4,488.43	10,374	5,885.57-	56.7-	20,750
B117	EMPLOYEE/DUTY COSTS		190.35	458	966.80	2,748	1,781.20-	64.8-	5,500
B122	MONITORING EQUIPMENT		.00	0	51.12	4,500	4,448.88-	98.9-	9,000
B123	OUTSIDE LAB SERVICES		350.08	1,588	6,741.38	9,528	2,786.62-	29.3-	19,050
=====									
SECT B TOTALS			2,341.62	6,558	21,277.16	43,848	22,570.84-	51.5-	87,700
=====									
SECT C VEHICLES									
C222	GAS/FUEL		6.99	42	197.29	252	54.71-	21.7-	500
C225	OPERATION/REPAIR		.00	0	29.95	100	70.05-	70.1-	200
=====									
SECT C TOTALS			6.99	42	227.24	352	124.76-	35.4-	700
=====									
DEPT 13 TOTALS			19,975.37	29,195	136,873.79	162,259	25,385.21-	15.6-	314,350
=====									
DEPT 14 O & M EXPENSES - SEWER SYSTEM									
SECT A SALARIES AND WAGES									
A050	SEWER MAINTENANCE - BUDGET		.00	15,790	.00	82,503	23,123.52	28.0	157,900
A051	SEWER MAINTENANCE		15,273.19	0	97,467.29	0	.00	.0	0
A054	SEWER MAINTENANCE - BACKUPS AND HIGH FLOWS		856.24	0	8,159.23	0	.00	.0	0
A060	INSPECTION - BUDGET		.00	34,730	.00	181,464	19,411.02-	10.7-	347,300
A061	INSPECTION - NEW CONSTRUCTION		.00	0	833.08	0	.00	.0	0
A062	INSPECTION - CONSTRUCTION OF DGSD PROJECTS		10,022.80	0	54,766.32	0	.00	.0	0
A063	INSPECTION - PERMIT INSPECTIONS		1,301.77	0	10,732.95	0	.00	.0	0
A064	INSPECTION - MISCELLANEOUS		8,552.27	0	44,907.98	0	.00	.0	0
A065	INSPECTION - CONSTR BY VILLAGES, UTILITIES		4,943.67	0	34,793.60	0	.00	.0	0
A066	INSPECTION - CODE ENFORCEMENT		1,468.90	0	16,019.05	0	.00	.0	0
A070	SEWER INVESTIGATIONS - BUDGET		.00	1,160	.00	6,061	1,146.53-	18.9-	11,600
A072	SEWER INVESTIGATIONS		738.14	0	4,914.47	0	.00	.0	0
=====									
SECT A TOTALS			43,156.98	51,680	272,593.97	270,028	2,565.97	1.0	516,800
=====									
SECT B OPERATIONS AND MAINTENANCE									
B112	COMMUNICATION		523.47	875	3,965.28	5,250	1,284.72-	24.5-	10,500
B113	EMERGENCY/SAFETY EQUIPMENT		110.00	375	942.61	2,250	1,307.39-	58.1-	4,500
B115	EQUIPMENT/EQUIPMENT REPAIR		925.22	3,421	17,382.95	20,526	3,143.05-	15.3-	41,050
B116	SUPPLIES		49.99	458	1,861.36	2,748	886.64-	32.3-	5,500
B117	EMPLOYEE/DUTY COSTS		417.96	1,125	2,263.07	6,750	4,486.93-	66.5-	13,500
B124	CONTRACT SERVICES		377.76	11,008	7,077.33	66,048	58,970.67-	89.3-	132,100
B127	JULIE SYSTEM		4,204.09	1,408	8,408.18	8,448	39.82-	.5-	16,900
B128	OVERHEAD SEWER/BACKFLOW PREVENTION PROGRAM		.00	2,200	20,522.00	22,800	2,278.00-	10.0-	36,000
B129	REIMBURSEMENT PROGRAM/PUBLIC SEWER BLOCKAGE		2,925.50	0	5,425.50	6,000	574.50-	9.6-	12,000
B900	SEWER SYSTEM REPAIRS - BUDGET		.00	420,000	.00	1,020,000	149,005.65	14.6	2,331,600
B901	SEWER SYSTEM REPAIRS - I/I PROGRAM		669,044.50	0	669,417.50	0	.00	.0	0
B902	SEWER SYSTEM REPAIRS - REPLACEMENT		1,421.05	0	31,504.48	0	.00	.0	0

TREASURER'S REPORT

DATE 11/16/18
 FUND 01 GENERAL FUND

MONTH ENDED 10/31/18

PAGE 5

NUMBER	DESCRIPTION	COST		ACTUAL	BUDGET	ACTUAL-	VAR	TOTAL
		CURRENT	CURRENT	MONTH	MONTH	BUDGET		
				Y-T-D	Y-T-D	VARIANCE	%	BUDGET
B903	SEWER SYSTEM REPAIRS - REHABILITATION	14,500.00	0	15,781.79	0	.00	.0	0
B904	SEWER SYSTEM REPAIRS - TV INSPECTION	.00	0	20.00-	0	.00	.0	0
B910	SEWER SYSTEM REPAIRS - BSSRAP PROGRAM	68,858.02	0	354,764.04	0	.00	.0	0
B911	SEWER SYSTEM REPAIRS - BSSRAP - TARGET I/I	.00	0	4,995.00	0	.00	.0	0
B913	SEWER SYSTEM REPAIRS - BSSRAP-REPAIR/REPL/R	.00	0	1,767.25	0	.00	.0	0
B929	ARRA LOAN PRINCIPAL REPAYMENT	90,795.59	0	90,795.59	0	.00	.0	0
=====								
SECT B TOTALS		854,153.15	440,870	1,236,853.93	1,160,820	76,033.93	6.6	2,603,650
=====								
SECT C VEHICLES								
C222	GAS/FUEL	1,039.46	2,208	7,538.47	13,248	5,709.53-	43.1-	26,500
C225	OPERATION/REPAIR	79.43	542	2,523.60	3,252	728.40-	22.4-	6,500
C226	VEHICLE PURCHASES	.00	0	410.56	0	410.56	.0	0
=====								
SECT C TOTALS		1,118.89	2,750	10,472.63	16,500	6,027.37-	36.5-	33,000
=====								
DEPT 14 TOTALS		898,429.02	495,300	1,519,920.53	1,447,348	72,572.53	5.0	3,153,450
=====								
DEPT 15 O & M EXPENSES - LIFT STATIONS								
SECT A SALARIES AND WAGES								
A009	OPERATIONS MANAGEMENT	1,216.49	45	8,726.26	235	8,491.26	3,613.3	450
A030	BUILDING AND GROUNDS	236.56	0	875.80	0	875.80	.0	0
A080	LIFT STATION MAINTENANCE	5,444.43	6,860	49,998.91	35,844	14,154.91	39.5	68,600
=====								
SECT A TOTALS		6,897.48	6,905	59,600.97	36,079	23,521.97	65.2	69,050
=====								
SECT B OPERATIONS AND MAINTENANCE								
B100	ELECTRICITY	9,238.67	9,667	57,079.23	58,002	922.77-	1.6-	116,000
B104	FUEL - GENERATORS	.00	0	1,669.29	2,250	580.71-	25.8-	4,500
B112	COMMUNICATION	356.19	458	2,134.75	2,748	613.25-	22.3-	5,500
B113	EMERGENCY/SAFETY EQUIPMENT	.00	0	.00	125	125.00-	100.0-	250
B116	SUPPLIES	71.80	0	310.54	180	130.54	72.5	300
B520	EQPT/EQPT REPAIR - BUTTERFIELD	.00	238	.00	1,428	1,428.00-	100.0-	2,857
B521	EQPT/EQPT REPAIR - CENTEX	3,382.50	206	4,240.71	1,236	3,004.71	243.1	2,477
B522	EQPT/EQPT REPAIR - COLLEGE	.00	3,338	13,389.68	20,028	6,638.32-	33.2-	40,058
B523	EQPT/EQPT REPAIR - EARLSTON	.00	442	14,155.54	2,652	11,503.54	433.8	5,302
B524	EQPT/EQPT REPAIR - HOBSON	44.75	1,041	12,735.33	6,246	6,489.33	103.9	12,491
B525	EQPT/EQPT REPAIR - LIBERTY PARK	58.29	159	2,648.54	954	1,694.54	177.6	1,906
B526	EQPT/EQPT REPAIR - NORTHWEST	.00	454	715.36	2,724	2,008.64-	73.7-	5,446
B527	EQPT/EQPT REPAIR - VENARD	.00	305	542.39	1,830	1,287.61-	70.4-	3,666
B528	EQPT/EQPT REPAIR - WROBLE	2,326.35	167	3,696.74	1,002	2,694.74	268.9	2,008
B529	EQPT/EQPT REPAIR - LIFT STATIONS GENERAL	35.01	7,128	6,606.96	42,768	36,161.04-	84.6-	85,539
B820	BLDG AND GROUNDS - BUTTERFIELD	156.24	0	801.44	0	801.44	.0	0
B821	BLDG AND GROUNDS - CENTEX	122.24	0	897.69	0	897.69	.0	0
B823	BLDG AND GROUNDS - EARLSTON	122.24	0	762.44	0	762.44	.0	0
B824	BLDG AND GROUNDS - HOBSON	23,160.24	0	25,050.06	17,500	7,550.06	43.1	17,500
B825	BLDG AND GROUNDS - LIBERTY PARK	122.24	0	1,014.36	0	1,014.36	.0	0
B826	BLDG AND GROUNDS - NORTHWEST	122.24	0	3,170.44	0	3,170.44	.0	0

TREASURER'S REPORT

DATE 11/16/18
 FUND 01 GENERAL FUND

MONTH ENDED 10/31/18

PAGE 6

NUMBER	DESCRIPTION	COST	ACTUAL	BUDGET	ACTUAL	BUDGET	ACTUAL-	VAR	TOTAL
			CURRENT	CURRENT		BUDGET	BUDGET		
			MONTH	MONTH	Y-T-D	Y-T-D	VARIANCE	%	BUDGET
B827	BLDG AND GROUNDS - VENARD		122.24	0	775.44	0	775.44	.0	0
B828	BLDG AND GROUNDS - WROBLE		122.24	0	782.44	0	782.44	.0	0
B829	BLDG AND GROUNDS - LIFT STATIONS GENERAL		.00	1,183	723.65	7,098	6,374.35-	89.8-	14,200
SECT B TOTALS			39,563.48	24,786	153,903.02	168,771	14,867.98-	8.8-	320,000
DEPT 15 TOTALS			46,460.96	31,691	213,503.99	204,850	8,653.99	4.2	389,050
DEPT 17 O & M EXPENSES - INSURANCE & EMPLOYEE BENEFITS									
SECT E INSURANCE AND EMPLOYEE BENEFITS									
E452	LIABILITY/PROPERTY		324.00-	0	172,592.62	196,600	24,007.38-	12.2-	196,600
E455	EMPLOYEE GROUP HEALTH		42,259.08	39,958	255,271.41	239,748	15,523.41	6.5	479,500
E460	IMRF		27,166.50	27,266	175,108.01	166,736	8,372.01	5.0	330,500
E461	SOCIAL SECURITY		17,414.40	17,801	108,657.75	112,451	3,793.25-	3.4-	221,400
SECT E TOTALS			86,515.98	85,025	711,629.79	715,535	3,905.21-	.6-	1,228,000
DEPT 17 TOTALS			86,515.98	85,025	711,629.79	715,535	3,905.21-	.6-	1,228,000
FUND EXPENSE TOTAL			1,498,640.74	1,025,923	4,798,637.89	4,798,186	451.89	.0	9,225,250
FUND 01 TOTALS			781,160.81	317,647	334,225.24-	286,366-	47,859.24-	16.7	125,100

TREASURER'S REPORT

DATE 11/16/18
 FUND 02 IMPROVEMENT FUND

MONTH ENDED 10/31/18

PAGE 7

NUMBER	DESCRIPTION	COST	ACTUAL	BUDGET	ACTUAL	BUDGET	TOTAL
			CURRENT	CURRENT	ACTUAL	BUDGET	TOTAL
			MONTH	MONTH	Y-T-D	Y-T-D	BUDGET
=====							
DEPT 05	REVENUES						
3007	INTEREST ON INVESTMENTS		1,177.14-	1,625-	9,101.31-	9,750-	19,500-
3010	TRUNK SEWER SERVICE CHARGES		.00	7,500-	19,985.06-	45,000-	90,000-
=====							
DEPT 05	TOTALS		1,177.14-	9,125-	29,086.37-	54,750-	109,500-
=====							
DEPT 30	CAPITAL EXP - ARRA - LOAN REPAYMENTS						
0500	PROJECT BUDGET		.00	46,600	.00	46,600	93,200
0515	PAYMENT ON LOAN PRINCIPAL		46,595.52	0	46,595.52	0	0
=====							
DEPT 30	TOTALS		46,595.52	46,600	46,595.52	46,600	93,200
=====							
DEPT 36	CAPITAL EXP - LIBERTY PARK LIFT STATION UPGRADE						
0500	PROJECT BUDGET		.00	0	.00	0	350,000
0504	CONSTRUCTION ADMIN/RESIDENT ENG/ARCH SUPRVI		.00	0	21,336.53	0	0
0506	CONSTRUCTION CONTRACTS AND PURCHASES		.00	0	118,503.52	0	0
=====							
DEPT 36	TOTALS		.00	0	139,840.05	0	350,000
=====							
DEPT 74	CAPITAL EXP - SEWER - UNSEWERED AREAS						
0500	PROJECT BUDGET		.00	0	.00	0	7,500
0501	REPORT ENGINEERING/ARCHITECTURAL		.00	0	5,649.25	0	0
=====							
DEPT 74	TOTALS		.00	0	5,649.25	0	7,500
=====							
FUND EXPENSE TOTAL			46,595.52	46,600	192,084.82	46,600	450,700
=====							
FUND 02	TOTALS		45,418.38	37,475	162,998.45	8,150-	341,200
=====							

TREASURER'S REPORT

DATE 11/16/18

MONTH ENDED 10/31/18

PAGE 8

FUND 03 CONSTRUCTION FUND

NUMBER	DESCRIPTION	COST	ACTUAL	BUDGET	ACTUAL	BUDGET	TOTAL
			CURRENT	CURRENT			
			MONTH	MONTH			BUDGET
=====							
DEPT 05	REVENUES						
3007	INTEREST ON INVESTMENTS		.00	458-	.00	2,748-	5,500-
3009	SEWER PERMIT FEES		.00	20,833-	132,243.00-	124,998-	250,000-
3093	GRANT FUNDING		.00	0	.00	0	500,000-
=====							
DEPT 05	TOTALS		.00	21,291-	132,243.00-	127,746-	755,500-
=====							
DEPT 30	CAPITAL EXP - ARRA - LOAN REPAYMENTS						
0500	PROJECT BUDGET		.00	14,450	.00	14,450	28,900
0515	PAYMENT ON LOAN PRINCIPAL		14,403.64	0	14,403.64	0	0
=====							
DEPT 30	TOTALS		14,403.64	14,450	14,403.64	14,450	28,900
=====							
DEPT 31	CAPITAL EXP - WWTC - CHP BIOGAS						
=====							
DEPT 31	TOTALS		.00	0	.00	0	0
=====							
DEPT 32	CAPITAL EXP - WWTC - SECOND TURBOBLOWER						
=====							
DEPT 32	TOTALS		.00	0	.00	0	0
=====							
DEPT 33	CAPITAL EXP - WWTC - DIGESTER MIXING/GAS PIPING						
=====							
DEPT 33	TOTALS		.00	0	.00	0	0
=====							
DEPT 34	CAPITAL EXP - WWTC - GREASE WASTE DELIVERY RAMP						
=====							
DEPT 34	TOTALS		.00	0	.00	0	0
=====							
DEPT 35	CAPITAL EXP - WWTC - CHP BIOGAS PHASE 2						
=====							
DEPT 35	TOTALS		.00	0	.00	0	0
=====							
DEPT 37	CAPITAL EXP - WWTC - GREASE RECEIVING STATN NO2						
=====							
DEPT 37	TOTALS		.00	0	.00	0	0
=====							
DEPT 38	CAPITAL EXP - WWTC - PROPERTY ACQUISITION						
=====							
DEPT 38	TOTALS		.00	0	.00	0	0
=====							

TREASURER'S REPORT

DATE 11/16/18

MONTH ENDED 10/31/18

PAGE 9

FUND 03 CONSTRUCTION FUND

NUMBER	DESCRIPTION	COST	ACTUAL	BUDGET	ACTUAL	BUDGET	TOTAL
			CURRENT	CURRENT	ACTUAL	BUDGET	TOTAL
			MONTH	MONTH	Y-T-D	Y-T-D	BUDGET
=====							
DEPT 39	CAPITAL EXP - WWTC - GRIT BLOWER REPLACEMENT						
DEPT 39 TOTALS			.00	0	.00	0	0
=====							
DEPT 40	CAPITAL EXP - WWTC - LOAN REPAYMENT						
DEPT 40 TOTALS			.00	0	.00	0	0
=====							
FUND EXPENSE TOTAL			14,403.64	14,450	14,403.64	14,450	28,900
=====							
FUND 03 TOTALS			14,403.64	6,841-	117,839.36-	113,296-	726,600-
=====							

TREASURER'S REPORT

DATE 11/16/18

MONTH ENDED 10/31/18

PAGE 10

FUND 05 PUBLIC BENEFIT FUND

NUMBER	DESCRIPTION	COST	ACTUAL	BUDGET	ACTUAL	BUDGET	TOTAL
			CURRENT	CURRENT			
			MONTH	MONTH			BUDGET
=====							
DEPT 05	REVENUES						
3007	INTEREST ON INVESTMENTS		34.77-	46-	212.10-	276-	550-
=====							
DEPT 05	TOTALS		34.77-	46-	212.10-	276-	550-
=====							
DEPT 59	CAPITAL EXP - SEWER - SEWER EXTENSIONS						
=====							
DEPT 59	TOTALS		.00	0	.00	0	0
=====							
DEPT 65	CAPITAL EXP - SEWER - REIMB FOR ADDED DEPTH						
=====							
DEPT 65	TOTALS		.00	0	.00	0	0
=====							
FUND EXPENSE	TOTAL		.00	0	.00	0	0
=====							
FUND 05	TOTALS		34.77-	46-	212.10-	276-	550-
=====							

TREASURER'S REPORT

DATE 11/16/18 MONTH ENDED 10/31/18
 FUND 54 SPECIAL ASSESSMENT NO. 54

PAGE 11

NUMBER	DESCRIPTION	COST	ACTUAL	BUDGET	ACTUAL	BUDGET	TOTAL
			CURRENT MONTH	CURRENT MONTH	Y-T-D	Y-T-D	BUDGET
DEPT 05	REVENUES						
DEPT 05 TOTALS			.00	0	.00	0	0
DEPT 91	SA EXPENSE						
DEPT 91 TOTALS			.00	0	.00	0	0
FUND EXPENSE TOTAL			.00	0	.00	0	0
FUND 54 TOTALS			.00	0	.00	0	0

TREASURER'S REPORT

DATE 11/16/18 MONTH ENDED 10/31/18
 FUND 55 SPECIAL ASSESSMENT NO. 55

PAGE 12

NUMBER	DESCRIPTION	COST	ACTUAL	BUDGET	ACTUAL	BUDGET	TOTAL
			CURRENT MONTH	CURRENT MONTH	Y-T-D	Y-T-D	BUDGET
DEPT 05	REVENUES						
DEPT 05 TOTALS			.00	0	.00	0	0
DEPT 91	SA EXPENSE						
DEPT 91 TOTALS			.00	0	.00	0	0
FUND EXPENSE TOTAL			.00	0	.00	0	0
FUND 55 TOTALS			.00	0	.00	0	0

TREASURER'S REPORT

DATE 11/16/18 MONTH ENDED 10/31/18
 FUND 56 SPECIAL ASSESSMENT NO. 56

PAGE 13

NUMBER	DESCRIPTION	COST	ACTUAL	BUDGET	ACTUAL	BUDGET	TOTAL
			CURRENT MONTH	CURRENT MONTH	Y-T-D	Y-T-D	BUDGET
=====							
DEPT 05	REVENUES						
3008	INTEREST ON ASSESSMENTS		145.64-	0	145.64-	0	0
=====							
DEPT 05	TOTALS		145.64-	0	145.64-	0	0
=====							
DEPT 91	SA EXPENSE						
=====							
DEPT 91	TOTALS		.00	0	.00	0	0
=====							
FUND	EXPENSE TOTAL		.00	0	.00	0	0
=====							
FUND 56	TOTALS		145.64-	0	145.64-	0	0
=====							

TREASURER'S REPORT

DATE 11/16/18 MONTH ENDED 10/31/18
 FUND 57 SPECIAL ASSESSMENT NO. 57

PAGE 14

NUMBER	DESCRIPTION	COST	ACTUAL	BUDGET	ACTUAL	BUDGET	TOTAL
			CURRENT	CURRENT	ACTUAL	BUDGET	TOTAL
			MONTH	MONTH	Y-T-D	Y-T-D	BUDGET
=====							
DEPT 05	REVENUES						
=====							
DEPT 05	TOTALS		.00	0	.00	0	0
=====							
DEPT 91	SA EXPENSE						
=====							
DEPT 91	TOTALS		.00	0	.00	0	0
=====							
FUND EXPENSE	TOTAL		.00	0	.00	0	0
=====							
FUND 57	TOTALS		.00	0	.00	0	0
=====							

TREASURER'S REPORT

DATE 11/16/18 MONTH ENDED 10/31/18
 FUND 58 SPECIAL ASSESSMENT NO. 58

PAGE 15

NUMBER	DESCRIPTION	COST	ACTUAL CURRENT MONTH	BUDGET CURRENT MONTH	ACTUAL Y-T-D	BUDGET Y-T-D	TOTAL BUDGET
=====							
DEPT 05	REVENUES						
3008	INTEREST ON ASSESSMENTS		.00	0	13.18-	0	0
=====							
DEPT 05	TOTALS		.00	0	13.18-	0	0
=====							
DEPT 91	SA EXPENSE						
=====							
DEPT 91	TOTALS		.00	0	.00	0	0
=====							
FUND	EXPENSE TOTAL		.00	0	.00	0	0
=====							
FUND 58	TOTALS		.00	0	13.18-	0	0
=====							

TREASURER'S REPORT

DATE 11/16/18

MONTH ENDED 10/31/18

PAGE 16

FUND 71 SEWER EXTENSIONS ESCROW

NUMBER	DESCRIPTION	COST	ACTUAL	BUDGET	ACTUAL	BUDGET	TOTAL
			CURRENT	CURRENT	ACTUAL	BUDGET	TOTAL
			MONTH	MONTH	Y-T-D	Y-T-D	BUDGET
=====							
DEPT 05	REVENUES						
3007	INTEREST ON INVESTMENTS		6.90-	0	42.09-	0	0
			=====				
DEPT 05	TOTALS		6.90-	0	42.09-	0	0
			=====				
DEPT 92	SEWER EXPENSE						
			=====				
DEPT 92	TOTALS		.00	0	.00	0	0
			=====				
FUND	EXPENSE TOTAL		.00	0	.00	0	0
			=====				
FUND 71	TOTALS		6.90-	0	42.09-	0	0
			=====				

GENERAL MANAGER'S REPORT TO EMPLOYEES

October 26, 2018

Flu Shots

Employees that were unable to get their flu shots on October 16 from Edward-Elmhurst Health may still get a flu shot by visiting Edward-Elmhurst Health Occupational Health Services facilities on the attached map and telling them the following: (1) that you are from the Downers Grove Sanitary District; and (2) that you missed the scheduled time at our facility. There should be no cost.

Open House Luncheon

We will be having an employee luncheon in the next few weeks to thank all employees for their assistance with the Open House. Stay tuned!

Annual Treasurer's Report

In October, the District prepared the District's Annual Statement of Receipts and Disbursements for the fiscal year ended April 30, 2018 and will be filing it with the DuPage County Clerk. Per State statute, the report includes payments of salaries and wages to each employee, which we report by ranges of earnings, rather than the actual dollar amount paid to each employee. Please see Clay if you would like to view this report.

Upcoming Holiday Brunch – Save the Date!

Please mark your calendars – the District's holiday brunch will be held again at Allgauer's Restaurant at the Hilton hotel in Lisle on Sunday, December 2 from 11:30 a.m. – 2:30 p.m. Employees will be receiving sign-up materials for the event in a couple of weeks.

Voluntary Life Insurance

A reminder that October 1 through November 30 is the open enrollment period for the Voluntary Group Life Plan from the National Conference on Public Employees Retirement Systems (NCPERS). If you interested in participating, return the enrollment form to Clay no later than November 30, 2018. If you have any questions, please contact Clay, or you may contact HealthSmart Benefit Solutions, Inc. at 1-800-525-8056. If you are already enrolled in the plan, you do not need to re-enroll. If you choose not to enroll at this time, the next open enrollment period will be October 1 through November 30, 2019.

TopHealth

The November edition of TopHealth is enclosed.

Sewer Rehabilitation/Infiltration and Inflow Removal

We are targeting the 1-K-028 area for private property inspections and I/I removal. We are also monitoring the area around the 1-M-049 manhole to evaluate flows in the vicinity and the recent installation of a bolt-down cover at 1-M-049. Regular flow monitoring continues.

Status of Projects

1) Liberty Park Lift Station Upgrades

The new lift station is operational. Monitoring and control programming through SCADA is nearly complete.

2) Westmont Alley Sewer Replacement

The project consists of alley sewer replacement work in the 1-K-028 drainage area, in the vicinity of Lincoln St and Grant St between Naperville Rd and Burlington Ave. Uno Construction has nearly completed new pipe installation, and is working on completing restoration work.

3) 001 Outfall Pipe Repair

Baxter & Woodman has started survey and geotechnical work to design the repairs needed for the sagged section of the outfall pipe that carries effluent flow to the East Branch of the DuPage River. BNSFRR has now issued permission to take soil borings in the vicinity, and geotechnical work is being scheduled.

GENERAL MANAGER'S REPORT TO EMPLOYEES

November 9, 2018

Open House Luncheon

We will be having an employee luncheon at 3 Corners Grill & Tap in Downers Grove on Tuesday, November 13 at 11:30 a.m.

Payroll the week of Thanksgiving

Employees should note that the next hourly payroll will be paid to employees on Wednesday, November 21 prior to the Thanksgiving holiday instead of the typical Friday payday.

Holiday Activity

We will be having our holiday brunch again at Allgauer's Restaurant at the Hilton hotel in Lisle on Sunday, December 2 from 11:30 a.m. – 2:30 p.m. Employees will be receiving sign-up materials for this event in the next few weeks.

Voluntary Life Insurance

A reminder that October 1 through November 30 is the open enrollment period for the Voluntary Group Life Plan from the National Conference on Public Employees Retirement Systems (NCPERS). If you are interested in participating, return the enrollment form to Clay no later than November 30, 2018. If you have any questions, please contact Clay, or you may contact HealthSmart Benefit Solutions, Inc. at 1-800-525-8056. If you are already enrolled in the plan, you do not need to re-enroll. If you choose not to enroll at this time, the next open enrollment period will be October 1 through November 30, 2019.

Sewer Rehabilitation/Infiltration and Inflow Removal

We are targeting the 1-K-028 area for private property inspections and I/I removal. We are also monitoring the area around the 1-M-049 manhole to evaluate flows in the vicinity and the recent installation of a bolt-down cover at 1-M-049. Regular flow monitoring continues.

Status of Projects

1) Liberty Park Lift Station Upgrades

The new lift station is operational. Monitoring and control programming through SCADA is nearly complete.

2) Westmont Alley Sewer Replacement

The project consists of alley sewer replacement work in the 1-K-028 drainage area, in the vicinity of Lincoln St and Grant St between Naperville Rd and Burlington Ave. Uno

Construction has nearly completed new pipe installation, and is working on completing restoration work.

3) 001 Outfall Pipe Repair

Baxter & Woodman has started survey and geotechnical work to design the repairs needed for the sagged section of the outfall pipe that carries effluent flow to the East Branch of the DuPage River. BNSFRR has now issued permission to take soil borings in the vicinity, and geotechnical work is being scheduled.

Board of Trustees
Wallace D. Van Buren
President
Amy S. Kovacevic
Vice President
Paul W. Coultrap
Clerk

Downers Grove

Sanitary District

General Manager
Nicholas J. Menninga

Legal Counsel
Michael G. Philipp

2710 Curtiss Street
P.O. Box 1412
Downers Grove, IL 60515-0703
Phone: 630-969-0664
Fax: 630-969-0827
www.dgsd.org

Providing a Better Environment for South Central DuPage County

November 2, 2018


Ms. Maureen A. Brehmer
Environmental Protection Engineer
Field Operations Section
Division of Water Pollution Control
Illinois Environmental Protection Agency
9511 West Harrison
Des Plaines, IL 60016

Dear Ms. Brehmer:

The purpose of this letter is to notify the Agency of a manhole overflow behind 5920 Cass Avenue in Westmont, manhole W1-076. Our technician responding to a complaint received last night about 8:30 pm was able to clear the downstream root blockage and relieve the overflow by 10:30 pm. The slowly seeping overflow was flowing into a nearby storm grate. The area was clear of any debris or odor.

If you have any questions, please call (630-353-3605 direct).

Sincerely,
DOWNERS GROVE SANITARY DISTRICT



Nick Menninga
General Manager

C: BOT



Illinois Environmental Protection Agency

Bureau of Water • 1021 North Grand Avenue East • P.O. Box 19276 • Springfield • Illinois • 62794-9276

Sanitary Sewer Overflow or Bypass Notification Summary Report

- Within 24 hours of the occurrence, notify the Illinois EPA regional wastewater staff by telephone, FAX, email or voice mail, if staff are unavailable.
- Within 5 days of the occurrence, provide a written report describing the overflow or bypass, including all information requested on this form. The permittee is required to submit this form or other equivalent written notification to the Illinois EPA at:

Bureau of Water/Compliance Assurance Section - MC #19
 1021 North Grand Avenue East
 P.O. Box 19276
 Springfield, IL 62794-9276

NOTE: You may complete this form online, save a copy locally, print, sign and submit it to the BOW/CAS MC #19, at the above address. You may also print the form before completing it by hand, signing and submitting it.

Failure to notify the Illinois EPA as specified may result in fines up to \$10,000 for each day of violation.

Instructions: Use this form to report all unscheduled sanitary sewer overflow or bypass occurrences. Attach additional information as necessary to explain or document the overflow or bypass. For the purpose of this report, an overflow or bypass is defined as the discharge of untreated sewage from the sanitary sewer collection system to a surface water and/or ground due to circumstances such as those identified by the check boxes in the overflow or bypass details section of this form.

Use one form per occurrence. A single occurrence may be more than one day if the circumstances causing the overflow or bypass results in a discharge duration of more than 24 hours. If there is a stop and restart of the overflow or bypass within 24 hours, but it is caused by the same circumstances, report it as one occurrence. If the discharges are separated by more than 24 hours, they should be reported as separate occurrences.

24 Hour Notification Information

Permittee (Municipality or Facility Name): Downers Grove Sanitary District	Permit Number: IL0028380	Person Representing Permittee Who Contacted IEPA: Nick Menninga
Date: 11-02-18	Time: 12:00	AM <input type="checkbox"/> PM <input checked="" type="checkbox"/>
IEPA Office Contacted: Des Plaines	Name of IEPA Employee Contacted: Maureen Brehmer	

Sanitary Sewer Overflow or Bypass Details

Date and Duration of Overflow or Bypass Occurrence (complete a separate form for each occurrence):

Start Date: 11-01-18	Time: 8:29	AM <input type="checkbox"/> PM <input checked="" type="checkbox"/>	Duration of the overflow or bypass (hours and minutes): 2 Hours
Estimated Volume of Wastewater Discharged (gallons): Unknown	WWTP Flow During bypass (report in MGD): Not applicable for a collection system SSO.	Location of the Overflow or Bypass: 5920 Cass Avenue, Westmont	

Circumstances Causing the Overflow or Bypass (check all that apply)

WPC 733
11/2011

Rain Power Outage Equipment Failure Other (explain below)
 Snow Melt Broken Sewer Widespread Flooding

Provide a narrative description to further explain why the overflow or bypass occurred. For example, describe what equipment failed. What caused the power outage, or what plugged the sewer. Flooding should only be indicated, as a cause if there is significant flooding that is caused by high river, stream, or lake water levels, not just localized high water in the street.

Root blockage in sewer main.

Wet Weather (if applicable)

Date(s) and Duration of Rainfall:

Start Date:	Time:	AM PM	End Date:	Time:	AM PM	Amount of Rainfall (inches)	Amount of Snow Melt (inches)
_____	_____	<input type="checkbox"/> <input type="checkbox"/>	_____	_____	<input type="checkbox"/> <input type="checkbox"/>	_____	_____

Contributing Soil Conditions (saturated, frozen, soil type)

Where Did the Discharge from the Overflow or Bypass Go? (check all that apply)

Provide the name of the local receiving water that the wastewater enters, which could be a nearby stream, river, lake, or wetland. If discharge does not enter directly into surface water, but indirectly by way of a ditch or storm sewer, trace the path of the ditch or storm sewer to find the receiving water.

- Runs on ground and absorbs into the soil
- Ditch: Name of surface water it drains to: _____
- Storm Sewer: Name of surface water it drains to: Unknown
- Surface water direct discharge: _____
- Basement Back-ups, (Number & use (i.e.residential, commercial) of buildings affected): _____
- Other, describe: _____

Actions to Correct This Occurrence and Prevent Future Owerflows or Bypasses

Describe what actions were taken to minimize the volume of wastewater discharged from the overflow or bypass reported on this form. Also describe what actions are planned to prevent or minimize future overflows or bypasses. Illinois law and NPDES permits prohibit overflows or bypasses, unless certain specified conditions are met. Sanitary sewer overflows and bypasses may be the subject of enforcement action.

Jet and root-cut sewer main to clear blockage. Line placed on 6-month cleaning schedule.

Report Completed By

Contact Person: Nick Menninga
 Street Address: 2710 Curtiss St
 PO Box: _____
 City: Downers Grove State: IL
 Zip Code: 60515 Phone: 6309690664
 County: DuPage


Authorized Representative Contact Information

Contact Person: Nick Menninga
 Title: General Manager
 Street Address: 2710 Curtiss St
 PO Box: _____
 City: Downers Grove State: IL
 Zip Code: 60515 Phone: 6309690664
 County: DuPage

Any person who knowingly makes a false, fictitious, or fraudulent material statement, orally or in writing, to the Illinois EPA commits a Class 4 felony. A second or subsequent offense after conviction is a Class 3 felony. (415 ILCS 5/44(h))

Authorized Representative Name (Print)
Nick Menninga

Title
General Manager



 Authorized Representative Signature

11-2-18

 Date