DOWNERS GROVE SANITARY DISTRICT
GENERAL MANAGER'S REPORT
May 11, 2018

May Board Meeting
Copies of the following items are enclosed for the May 15, 2018 meeting:

1) Proposed Agenda
2) Minutes of the April 17, 2018 regular meeting
3) Claim Ordinance 1865
4) Memo regarding elections and appointments
5) Memo recommending paving and sidewalk repair contract award
6) Memo recommending 1-K-028 Phase 2 sewer replacement

BOLI Meeting
There is a BOLI meeting scheduled for 6:45 pm on May 15, 2018, immediately preceding the regular Trustees meeting. The packet for that meeting is included here.

Operations Reports
Copies of the following are enclosed for April operations:

1) Progress Report from Clay on Administrative Services activities.
2) The WWTC Operations Report from Marc.
3) The WWTC/Lift Station Maintenance Report from Jeff.
4) Progress Report from Bob on Collection System Maintenance activities.
5) Progress Report from Ted on Collection System Construction activities.
6) Progress Report from Reese on Laboratory activities.

Infiltration/Inflow Removal Work
Inspection efforts on private property under the I/I program with the intention of conducting I/I removal is ongoing in the 1-K-028 (Cass and Burlington, WT) area. A map showing progress for this area is included here, as well as a status summary sheet.

Flow metering continues, including meters in the 1-M-049 (55th and Victor, DG) vicinity to evaluate post-rehabilitation performance. We have installed a bolt-down cover on manhole 1-M-049 to reduce overflows in the vicinity.

Financial
A copy of the Investment Schedule as of April 30, 2018 is enclosed.

The Treasurer's Report for April, 2018 covering the year-end of FY 17-18 is included here, along with a summary cover memo.

Meetings
I attended the following meetings since the April 13, 2018 General Manager's report:

-April 19 assisted with plant tours for Downers Grove North High School environmental science classes.
-April 21 hosted plant tour for College of DuPage environmental science class.

-April 25 attended DRSCW Regular Meeting in Lombard. Larry also attended.
-April 26 attended Illinois Nutrient Trading Initiative Kick-off meeting at Argonne National Lab. I was invited by Current/University of Chicago as IAWA/DRSCW stakeholder.
-April 26 hosted delegation from the Danish Consulate including the Danish Environmental Minister, to sign agreement between the Danish Water Technology Alliance and DGSD, and tour the plant.
-May 3 attended telecom with CSWEA innovation committee.
-May 4 hosted tour of WWTC for Northern Illinois University local government administration class.
-May 7-8 attended NACWA Great Lakes Conference in Grand Rapids, Michigan.
-May 9 hosted tour of WWTC for Argonne National Laboratories educational programs staff.
-May 11 attended IAWA Technical meeting in Utica, Il. Clay also attended.

Miscellaneous

Copies of the following items are enclosed:

1) General Manager's Reports to Employees dated April 27 and May 11, 2018.

cc: WDVB, ASK, PWC, BOLI, TTC, WCC, MGP

DOWNERS GROVE SANITARY DISTRICT
BOARD OF TRUSTEES MEETING
MAY 15, 2018 – 7:00 PM

PROPOSED AGENDA

I. APPROVAL OF MEETING MINUTES – REGULAR MEETING – APRIL 17, 2018

II. APPROVAL OF CLAIM ORDINANCE NO. 1865

III. PUBLIC COMMENT

IV. OLD BUSINESS

V. NEW BUSINESS

A. ELECTIONS AND APPOINTMENTS
B. CONTRACT APPROVAL – PAVING AND SIDEWALK REPAIR
C. CONTRACT APPROVAL – 1-K-028 PHASE 2 SEWER REPLACEMENT

MINUTES

The monthly meeting of the Downers Grove Sanitary District Board of Trustees was held on Tuesday, April 17, 2018, convening at 7:00 p.m. The meeting was held at the District's Administration Center, 2710 Curtiss Street, Downers Grove. Present were President Wallace D. Van Buren, Trustee Amy S. Kovacevic, Trustee Paul W. Coultrap, General Manager Nicholas J. Menninga, Administrative Supervisor W. Clay Campbell, Information Coordinator Alyssa J. Caballero and Attorney Michael G. Philipp.

Minutes of Regular Meeting – March 20, 2018

A motion was made by Trustee Coultrap seconded by Trustee Kovacevic approving the minutes of the regular meeting held on March 20, 2018 as presented and authorizing the President and Clerk to sign same. The motion carried. (Votes recorded: Ayes–Van Buren, Kovacevic and Coultrap.)

Minutes of Executive Session – March 20, 2018

A motion was made by Trustee Coultrap seconded by Trustee Kovacevic approving the minutes of the executive session held on March 20, 2018 as presented and authorizing the President and Clerk to sign same. The motion carried. (Votes recorded: Ayes–Van Buren, Kovacevic and Coultrap.)

Claim Ordinance No. 1864

A motion was made by Trustee Kovacevic seconded by Trustee Coultrap adopting Claim Ordinance No. 1864 in the total amount of $1,111,083.32 as presented and authorizing the President and Clerk to sign same. The motion carried. (Votes recorded: Ayes–Van Buren, Kovacevic and Coultrap.)

Public Comment – None

Old Business – None

New Business:

Employee Health Coverage

Administrative Supervisor Campbell reviewed his Memo dated April 13 regarding the June 1, 2018 renewal of the District's employee group insurance benefits plan including medical, dental, vision and life coverage. The District's vision insurance required no decision as the carrier, EyeMed Vision Care, is in year 2 of a 4-year rate guarantee. The District's life insurance required no decision as the carrier, Kansas City Life, was in year 2 of a 3-year rate guarantee. He recommended that the District renew its medical insurance coverage with BlueCross BlueShield of Illinois with some changes to plan offerings and employee premium contributions, and switch the dental coverage from Humana CompBenefits to Principal Insurance Company for an estimated percent change of 6.18% in health insurance (medical, dental and vision) and life insurance premiums from the prior year. This number could vary depending upon plan selection by the employees, but staff has estimated that the highest increase would cap out at 7.89% in the event

that all employees and eligible dependents took Option 4 (the Gold Hybrid PPO Plan), which is unlikely due to historical enrollment patterns by the group. This recommendation keeps the District's cost to provide this benefit in line with the budgeted increase and included employee contributions across 3 of the 4 plan offerings. Staff also recommended providing a reimbursement plan to employees to incentivize them to shift their spouse and/or themselves to a non-District healthcare plan.

A motion was made by Trustee Kovacevic seconded by Trustee Coultrap approving staff's recommendation for the District to offer employee group health and life insurance coverages as presented in Administrative Supervisor Campbell's memo dated April 13. After discussion, a motion was made by Trustee Coultrap seconded by Trustee Kovacevic to amend the initial motion as follows: (1) maintain the plan options recommended by staff; and (2) revise the recommended employee premium contributions so that each of the 4 plan offerings required an employee premium contribution to more equitably incur the recommended 6.18% increase. The motion carried. (Votes recorded: Ayes-Van Buren, Kovacevic and Coultrap).

A motion was made by Trustee Kovacevic seconded by Trustee Coultrap to adopt changes to the Employee Policy Manual section on Group Insurance (Section 2.4) to provide the District with the flexibility to offer various reimbursement arrangements to employees in an effort to arrive at the best coverage for the lowest cost, even if such insurance coverage is available through a non-District provided plan. The motion carried. (Votes recorded: Ayes-Van Buren, Kovacevic and Coultrap).

Annual Newsletter

Information Coordinator Caballero presented a draft of the annual newsletter to be mailed to District residents with their sanitary sewer bills in May, June and July. An Open House invitation insert, a District Biosolids Program brochure, an EasyPay enrollment form and an online billing portal insert were also included. The Board concurred with the annual newsletter and additional enclosures as presented.

Annual Unsewered Area Plan Update for 2018

General Manager Menninga presented the District's Unsewered Area Plan Updates for 2018. Changes to the plan were reviewed including two sewer main extension construction projects by private developers and the updating of the cost estimates. Baxter & Woodman has recommended that the cost estimates in the plan be updated to reflect increases in the construction cost index and the current construction bidding environment. A motion by Trustee Kovacevic seconded by Trustee Coultrap was made approving the Annual Unsewered Area Plan updates as presented. The motion carried.

Compensation of General Manager for FY2018-19

A motion was made by Trustee Coultrap seconded by Trustee Kovacevic to increase General Manager Menninga's salary from $165,306 to $171,918 effective May 1, 2018. The motion carried. (Votes recorded: Ayes–Van Buren, Kovacevic and Coultrap.)

Operations Report – Staffing and Job Duties

General Manager Menninga presented an operations report which provided an overview of the District's staff and the job duties and responsibilities associated with all positions and departments.

Agreement with the Water Technology Alliance of Denmark

General Manager Menninga presented an agreement that has been negotiated with the Danish Water Technology Alliance (WTA). The WTA is a consortium of Danish water-related entities including government and private businesses, with a focus on sharing Danish technologies and methods for sustainable wastewater treatment. The agreement identifies the District's WWTC as a flagship facility that can be used to showcase WTA technologies and methods, and describes technical assistance that the WTA can offer the District. A motion was made by Trustee Coultrap seconded by Trustee Kovacevic to approve the agreement as presented, and for the General Manager to sign the same. The motion carried. (Votes recorded: Ayes – Van Buren, Kovacevic and Coultrap.)

Other New Business

Trustee Kovacevic welcomed the summer Building & Grounds employees Oscar Avila and Jim Leathers. She inquired about the recent student tours hosted at the treatment plant. She noted that there were no excursions over permit limits in March. She commended Maintenance Supervisor Barta and his staff for their work on the energy efficient lighting upgrades in the basement of the Operations Center. She also inquired about the completion status of the District's recent circulation of industrial waste surveys. Lastly, she commented about the upcoming DuPage County River Sweep.

Trustee Coultrap commended staff for their work on the annual employee health insurance renewal report and the annual newsletter.

Trustee Van Buren inquired about the DuPage Clean Energy Coalition meeting Administrative Supervisor Campbell attended. He also commended staff and Trustee Coultrap for their work on the annual employee health insurance renewal report.

A motion was made by Trustee Coultrap seconded by Trustee Kovacevic to adjourn the regular meeting at 8:40 p.m. The motion carried.

Approved: May 15, 2018

_____
President

Attest: _____
Clerk

Downers Grove, Illinois

Date: May 15, 2018

Claim Ordinance No. 1865

An Ordinance Providing for the Payment of Certain Claims.

WHEREAS, it appears to the Board of Trustees of the Downers Grove Sanitary District that there are certain claims against said District which would be allowed and paid therefore,

BE IT ORDAINED, by the Board of Trustees of the Downers Grove Sanitary District

That the following claims be and they are hereby approved and ordered paid and that an order be drawn on the Treasurer of said District out of the funds shown below. Said claims, totaling **$651,190.11** being in words and figures as follows:

Payroll Ending Date: 04/07/18
Payroll Paid Date: 04/13/18
GL Date: 05/31/18

G/L NUMBER	COST DESCRIPTION	DEBIT	CREDIT
01-00.1001	CASH - PAYROLL ACCOUNT		54548.39-
01-00.2000	FEDERAL TAX WITHHELD		9446.77-
01-00.2001	STATE TAX WITHHELD		3903.37-
01-00.2002	SOCIAL SECURITY WITHHELD		6306.76-
01-00.2003	IMRF WITHHELD		3691.01-
01-00.2012	WAGE DEDUCTION ORDER		627.23-
01-00.2013	CREDIT UNION WITHHELD		1621.31-
01-00.2014	VOLUNTARY ADDITIONAL PENSION CONTRIBUTION		1732.41-
01-00.2017	VOLUNTARY GROUP LIFE		240.00-
01-00.2021	FLEXIBLE ACCOUNT WITHHELD - MEDICAL		538.00-
01-00.2022	FLEXIBLE ACCOUNT WITHHELD - DEPENDENT CARE		70.00-
01-00.2024	FLEXIBLE ACCOUNT WITHHELD - PREM CONVERSION		552.00-
01-00.2025	EMPLOYEE INS PREM CONTRIBUTION - POST TAX		154.00-
01-00.2026	DEFERRED COMPENSATION WITHHELD - IPPFA		106.24-
01-00.2027	DEFERRED COMPENSATION WITHHELD - IPPFA ROTH		63.74-
01-11.A003	GENERAL MANAGEMENT	701.63	
01-11.A004	FINANCIAL RECORDS	7418.87	
01-11.A005	ADMINISTRATIVE RECORDS	1226.99	
01-11.A007	CODE ENFORCEMENT	5361.88	
01-12.A011	MAINTENANCE - WWTC	12552.15	
01-12.A012	MAINTENANCE - VEHICLES	88.82	
01-12.A013	MAINTENANCE - ENERGY RECOVERY	1515.72	
01-12.A014	MAINTENANCE - ELECTRICAL	2573.52	
01-12.A021	WWTC - OPERATIONS	12079.85	
01-12.A022	WWTC - SLUDGE HANDLING	6221.75	
01-12.A023	WWTC - ENERGY RECOVERY	409.75	
01-12.A030	BUILDING AND GROUNDS	873.96	
01-13.A041	LAB - WWTC	4821.51	
01-13.A042	LAB - PRETREATMENT	7.00	
01-13.A047	LAB - MICRO	7.87	
01-13.A048	LAB - ENERGY RECOVERY	207.34	
01-14.A051	SEWER MAINTENANCE	7248.57	
01-14.A054	SEWER MAINTENANCE - BACKUPS AND HIGH FLOWS	1092.41	
01-14.A062	INSPECTION - CONSTRUCTION OF DGSD PROJECTS	3827.27	
01-14.A063	INSPECTION - PERMIT INSPECTIONS	1015.93	
01-14.A064	INSPECTION - MISCELLANEOUS	2773.60	
01-14.A065	INSPECTION - CONSTR BY VILLAGES, UTILITIES	1185.78	
01-14.A066	INSPECTION - CODE ENFORCEMENT	2220.32	
01-14.A072	SEWER INVESTIGATIONS	245.92	
01-15.A080	LIFT STATION MAINTENANCE	7922.82	
		83601.23	83601.23-

Payroll Ending Date: 04/15/18
Payroll Paid Date: 04/17/18
GL Date: 05/31/18

G/L NUMBER	COST DESCRIPTION	DEBIT	CREDIT
01-00.1001	CASH - PAYROLL ACCOUNT		19566.00-
01-00.2000	FEDERAL TAX WITHHELD		2621.45-
01-00.2001	STATE TAX WITHHELD		1359.82-
01-00.2002	SOCIAL SECURITY WITHHELD		2390.69-
01-00.2003	IMRF WITHHELD		1406.32-
01-00.2013	CREDIT UNION WITHHELD		800.00-
01-00.2014	VOLUNTARY ADDITIONAL PENSION CONTRIBUTION		1454.85-
01-00.2020	DEFERRED COMPENSATION WITHHELD		300.00-
01-00.2021	FLEXIBLE ACCOUNT WITHHELD - MEDICAL		307.73-
01-00.2024	FLEXIBLE ACCOUNT WITHHELD - PREM CONVERSION		169.00-
01-00.2025	EMPLOYEE INS PREM CONTRIBUTION - POST TAX		69.33-
01-00.2026	DEFERRED COMPENSATION WITHHELD - IPPFA		1157.35-
01-11.A003	GENERAL MANAGEMENT	9053.32	
01-11.A004	FINANCIAL RECORDS	377.16	
01-11.A005	ADMINISTRATIVE RECORDS	36.37	
01-11.A007	CODE ENFORCEMENT	9188.95	
01-11.A008	SAFETY ACTIVITIES	48.49	
01-12.A009	OPERATIONS MANAGEMENT	3388.66	
01-12.A011	MAINTENANCE - WWTC	1731.46	
01-12.A013	MAINTENANCE - ENERGY RECOVERY	157.45	
01-12.A014	MAINTENANCE - ELECTRICAL	157.45	
01-12.A021	WWTC - OPERATIONS	1171.30	
01-12.A023	WWTC - ENERGY RECOVERY	188.92	
01-12.A030	BUILDING AND GROUNDS	52.48	
01-13.A009	OPERATIONS MANAGEMENT	2006.46	
01-13.A041	LAB - WWTC	253.73	
01-13.A042	LAB - PRETREATMENT	1060.92	
01-13.A044	LAB - BOD	184.34	
01-13.A048	LAB - ENERGY RECOVERY	184.34	
01-15.A009	OPERATIONS MANAGEMENT	2360.74	
		31602.54	31602.54-

Payroll Ending Date: 04/21/18
Payroll Paid Date: 04/27/18
GL Date: 05/31/18

G/L NUMBER	COST DESCRIPTION	DEBIT	CREDIT
01-00.1001	CASH - PAYROLL ACCOUNT		56331.95-
01-00.2000	FEDERAL TAX WITHHELD		10058.10-
01-00.2001	STATE TAX WITHHELD		4027.54-
01-00.2002	SOCIAL SECURITY WITHHELD		6519.99-
01-00.2003	IMRF WITHHELD		3813.99-
01-00.2012	WAGE DEDUCTION ORDER		627.23-
01-00.2013	CREDIT UNION WITHHELD		1621.31-
01-00.2014	VOLUNTARY ADDITIONAL PENSION CONTRIBUTION		1884.15-
01-00.2017	VOLUNTARY GROUP LIFE		16.00-
01-00.2021	FLEXIBLE ACCOUNT WITHHELD - MEDICAL		463.00-
01-00.2022	FLEXIBLE ACCOUNT WITHHELD - DEPENDENT CARE		70.00-
01-00.2024	FLEXIBLE ACCOUNT WITHHELD - PREM CONVERSION		552.00-
01-00.2025	EMPLOYEE INS PREM CONTRIBUTION - POST TAX		154.00-
01-00.2026	DEFERRED COMPENSATION WITHHELD - IPPFA		108.96-
01-00.2027	DEFERRED COMPENSATION WITHHELD - IPPFA ROTH		65.38-
01-11.A003	GENERAL MANAGEMENT	1233.58	
01-11.A004	FINANCIAL RECORDS	7435.78	
01-11.A005	ADMINISTRATIVE RECORDS	1747.63	
01-11.A007	CODE ENFORCEMENT	6220.30	
01-12.A011	MAINTENANCE - WWTC	13512.80	
01-12.A012	MAINTENANCE - VEHICLES	175.00	
01-12.A013	MAINTENANCE - ENERGY RECOVERY	2337.80	
01-12.A014	MAINTENANCE - ELECTRICAL	4102.36	
01-12.A021	WWTC - OPERATIONS	14013.63	
01-12.A022	WWTC - SLUDGE HANDLING	6332.38	
01-12.A023	WWTC - ENERGY RECOVERY	1026.37	
01-12.A030	BUILDING AND GROUNDS	665.79	
01-13.A041	LAB - WWTC	4665.78	
01-13.A048	LAB - ENERGY RECOVERY	293.88	
01-14.A051	SEWER MAINTENANCE	7391.73	
01-14.A054	SEWER MAINTENANCE - BACKUPS AND HIGH FLOWS	642.59	
01-14.A062	INSPECTION - CONSTRUCTION OF DGSD PROJECTS	3856.89	
01-14.A063	INSPECTION - PERMIT INSPECTIONS	1084.88	
01-14.A064	INSPECTION - MISCELLANEOUS	2141.30	
01-14.A065	INSPECTION - CONSTR BY VILLAGES, UTILITIES	2246.66	
01-14.A066	INSPECTION - CODE ENFORCEMENT	544.19	
01-14.A072	SEWER INVESTIGATIONS	221.06	
01-15.A030	BUILDING AND GROUNDS	155.76	
01-15.A080	LIFT STATION MAINTENANCE	4265.46	
		86313.60	86313.60-

Payroll Ending Date: 04/30/18
Payroll Paid Date: 05/02/18
GL Date: 05/31/18

G/L NUMBER	COST DESCRIPTION	DEBIT	CREDIT
01-00.1001	CASH - PAYROLL ACCOUNT		24090.47-
01-00.2000	FEDERAL TAX WITHHELD		3182.00-
01-00.2001	STATE TAX WITHHELD		1640.05-
01-00.2002	SOCIAL SECURITY WITHHELD		2861.37-
01-00.2003	IMRF WITHHELD		1480.66-
01-00.2013	CREDIT UNION WITHHELD		800.00-
01-00.2014	VOLUNTARY ADDITIONAL PENSION CONTRIBUTION		1614.70-
01-00.2017	VOLUNTARY GROUP LIFE		80.00-
01-00.2020	DEFERRED COMPENSATION WITHHELD		300.00-
01-00.2021	FLEXIBLE ACCOUNT WITHHELD - MEDICAL		232.73-
01-00.2024	FLEXIBLE ACCOUNT WITHHELD - PREM CONVERSION		169.00-
01-00.2025	EMPLOYEE INS PREM CONTRIBUTION - POST TAX		69.33-
01-00.2026	DEFERRED COMPENSATION WITHHELD - IPPFA		1157.23-
01-11.A001	TRUSTEES	4500.00	
01-11.A003	GENERAL MANAGEMENT	8016.42	
01-11.A004	FINANCIAL RECORDS	385.32	
01-11.A005	ADMINISTRATIVE RECORDS	162.99	
01-11.A007	CODE ENFORCEMENT	9047.05	
01-11.A008	SAFETY ACTIVITIES	108.66	
01-12.A009	OPERATIONS MANAGEMENT	3646.78	
01-12.A011	MAINTENANCE - WWTC	4362.30	
01-12.A013	MAINTENANCE - ENERGY RECOVERY	227.94	
01-12.A014	MAINTENANCE - ELECTRICAL	354.52	
01-12.A021	WWTC - OPERATIONS	1677.09	
01-12.A023	WWTC - ENERGY RECOVERY	221.31	
01-12.A030	BUILDING AND GROUNDS	101.37	
01-13.A009	OPERATIONS MANAGEMENT	3418.60	
01-13.A041	LAB - WWTC	41.72	
01-13.A042	LAB - PRETREATMENT	166.89	
01-13.A043	LAB - SURCHARGE PROGRAM	41.72	
01-13.A048	LAB - ENERGY RECOVERY	20.86	
01-14.A051	SEWER MAINTENANCE	75.50	
01-15.A009	OPERATIONS MANAGEMENT	1100.50	
		37677.54	37677.54-

Payroll Ending Date: 05/08/18
Payroll Paid Date: 05/11/18
GL Date: 05/31/18

G/L NUMBER	COST DESCRIPTION	DEBIT	CREDIT
01-00.1001	CASH - PAYROLL ACCOUNT		54182.71-
01-00.2000	FEDERAL TAX WITHHELD		9581.05-
01-00.2001	STATE TAX WITHHELD		3883.26-
01-00.2002	SOCIAL SECURITY WITHHELD		6286.86-
01-00.2003	IMRF WITHHELD		3682.40-
01-00.2012	WAGE DEDUCTION ORDER		627.23-
01-00.2013	CREDIT UNION WITHHELD		1661.31-
01-00.2014	VOLUNTARY ADDITIONAL PENSION CONTRIBUTION		1711.18-
01-00.2017	VOLUNTARY GROUP LIFE		240.00-
01-00.2021	FLEXIBLE ACCOUNT WITHHELD - MEDICAL		463.00-
01-00.2022	FLEXIBLE ACCOUNT WITHHELD - DEPENDENT CARE		70.00-
01-00.2024	FLEXIBLE ACCOUNT WITHHELD - PREM CONVERSION		552.00-
01-00.2025	EMPLOYEE INS PREM CONTRIBUTION - POST TAX		154.00-
01-00.2026	DEFERRED COMPENSATION WITHHELD - IPPFA		106.92-
01-00.2027	DEFERRED COMPENSATION WITHHELD - IPPFA ROTH		64.15-
01-11.A003	GENERAL MANAGEMENT	1056.71	
01-11.A004	FINANCIAL RECORDS	7817.39	
01-11.A005	ADMINISTRATIVE RECORDS	1109.22	
01-11.A007	CODE ENFORCEMENT	5720.45	
01-12.A011	MAINTENANCE - WWTC	11168.10	
01-12.A012	MAINTENANCE - VEHICLES	290.56	
01-12.A013	MAINTENANCE - ENERGY RECOVERY	567.61	
01-12.A014	MAINTENANCE - ELECTRICAL	5675.13	
01-12.A021	WWTC - OPERATIONS	11160.69	
01-12.A022	WWTC - SLUDGE HANDLING	8579.64	
01-12.A023	WWTC - ENERGY RECOVERY	825.44	
01-12.A030	BUILDING AND GROUNDS	1055.45	
01-13.A041	LAB - WWTC	4576.95	
01-13.A042	LAB - PRETREATMENT	105.00	
01-13.A048	LAB - ENERGY RECOVERY	221.28	
01-14.A051	SEWER MAINTENANCE	7845.41	
01-14.A054	SEWER MAINTENANCE - BACKUPS AND HIGH FLOWS	583.48	
01-14.A062	INSPECTION - CONSTRUCTION OF DGSD PROJECTS	2446.08	
01-14.A063	INSPECTION - PERMIT INSPECTIONS	1526.99	
01-14.A064	INSPECTION - MISCELLANEOUS	3038.94	
01-14.A065	INSPECTION - CONSTR BY VILLAGES, UTILITIES	3582.59	
01-14.A066	INSPECTION - CODE ENFORCEMENT	680.08	
01-14.A072	SEWER INVESTIGATIONS	126.32	
01-15.A080	LIFT STATION MAINTENANCE	3506.56	
		83266.07	83266.07-

Downers Grove Sanitary District

01 GENERAL FUND STANDARD CHECK REGISTER FOR 05/15/18

Date: 05/10/18
Time: 2:40pm

VENDOR		INVOICE						
NAME	NUMBER	DATE	NUMBER	G/L NUMBER	EXPENSE DESCRIPTION	EXPENSE	CHECK AMT	CHECK NO
A-LEN RADIATOR & AUTOMOTIVE	A000070	05/02/18	55655	01-15.B529	Jaeger Pump Part	225.00	225.00	060702
AT&T	A000075	04/19/18	0812676875	01-11.B112	DSL Internet Back Up	152.60	152.60	060775
AT & T MOBILITY	A000085	05/03/18	831873915	01-15.B112	LS Cell Dialer	52.61	52.61	060703
ACE HARDWARE	A000095	04/13/18	329916/3	01-12.B116	WWTC Coffeemaker	109.99	109.99	060704
ADVOCATE OCCUPATIONAL HEALTH	A000150	05/02/18	693394	01-12.B117	Drug Screen	27.00	27.00	060705
ADVANCED DISPOSAL	A000153	04/30/18	T8009072	01-12.B102	Garbage/Recycle Pick Up	245.21	245.21	060706
ALEXANDER CHEMICAL CORPORATION	A000200	04/23/18	SLS10070296	01-12.B401	Hypochlorite Solution	3201.09	3201.09	100496
ALLIED WASTE SERVICE	A000255	04/30/18	05513001136	01-12.B102	Grit Scrn Dumpster PU	1156.99		
		04/15/18	305513001136	01-12.B102	Dumpster Rental	81.00	1237.99	060707
SYNCHB/AMAZON	A000295	04/25/18	869638795496	01-12.B116	Weed Killer	94.52		
		05/05/18	979468539367	01-14.B112	Bluetooth Headset	59.95	154.47	060708
ATLAS BOBCAT, INC.	A000520	04/14/18	BR4318	01-12.B501	Bobcat Parts	359.07		
		04/16/18	BR4356	01-12.B501	Bobcat Parts	18.64		
		04/24/18	BR4401	01-12.B501	Bobcat Part	23.48	401.19	100497
AUTOZONE - AZ COMMERCIAL	A000600	04/20/18	2576935999	01-14.C225	Auto Parts	15.79		
		05/02/18	2576947868	01-12.B116	Auto Parts	19.48	35.27	060709
SIAMAK AZARNIA	A000700	04/25/18	Reimburse	01-12.B117	IWAPCO Conf Travel Reimb	423.75	423.75	060710
BAXTER & WOODMAN, INC.	B000120	04/19/18	0198665	01-14.B124	Flow Monitoring	353.27		
		04/19/18	0198666	01-11.B124	Sewer Modeling	420.00		
		04/19/18	0198667	01-11.B124	Nutrient Study	355.00		
		04/19/18	0198669	01-14.B902	San Replace Prj Phase 2	9633.75		
		04/19/18	0198672	01-14.B903	Outfall Sewer Repair	875.00	11637.02	100498
DORRANCE BERRY	B000150	04/20/18	Reimburse	01-13.B117	IWAPCO Travel Reimburse	423.75		
		04/20/18	Reimburse	01-13.C222	Fuel Reimburse	16.82	440.57	060711
BLACKSTONE LABORATORIES	B000253	04/13/18	101608	01-12.B513	Oil Testing CHP1	53.00	53.00	060712
BNSF RAILWAY COMPANY	B000265	05/09/18	Appl Fee	01-14.B902	Environ Access App Fee	800.00	800.00	060776
CALLONE	C000073	05/15/18	121446811398	01-11.B112	Admin Phone Service	498.69		
		05/15/18	121446811398	01-12.B112	WWTC Phone Service	295.08	793.77	060713
CHAMBER 360	C000170	03/22/18	61854	01-11.B137	Membership Fees	290.00	290.00	060714
CHEM-WISE ECOLOGICAL	C000190	04/20/18	512684	01-11.B118	Admin Pest Control	95.00		
		04/20/18	512684	01-12.B812	WWTC Pest Control	190.00	285.00	060715
CHICAGO METROPOLITAN FIRE	C000240	04/14/18	000182327	01-12.B113	Radio Use/Maintenance	60.00	60.00	060716
CINTAS #344	C000300	04/20/18	344732624	01-12.B117	WWTC Uniform Rental	35.34		
		04/20/18	344732624	01-14.B117	SS Uniform Rental	14.32		
		04/27/18	344736065	01-12.B117	WWTC Uniform Rental	35.34		
		04/27/18	344736065	01-14.B117	SS Uniform Rental	14.32		
		05/04/18	344739496	01-12.B117	WWTC Uniform Rental	35.34		
		05/04/18	344739496	01-14.B117	SS Uniform Rental	14.32	148.98	060717
CINTAS FIRST AID & SAFETY	C000320	04/17/18	5010547424	01-12.B113	First Aid Supplies	226.77	226.77	060718
ALLAN J. COLEMAN CO.	C000340	04/11/18	207509	01-14.B115	SS Camera Repair	309.35	309.35	060719
COLLEY ELEVATOR CO.	C000370	03/30/18	171660	01-12.B113	Elevator Inspection Fees	450.00	450.00	060720
COMCAST	C000373	05/03/18	877120120	01-11.B112	Internet Service	144.85	144.85	060721
COMED	C000380	04/13/18	0055025057	01-15.B100	College LS Elec	188.45		
		04/13/18	0068029014	01-15.B100	Centex LS Elec	68.80		
		04/13/18	0120089072	01-15.B100	Wroble LS Elec	424.69		
		04/20/18	0562080004	01-15.B100	Venard LS Elec	275.04		
		04/13/18	1095091170	01-15.B100	Northwest LS Elec	506.44		
		05/02/18	1108062005	01-11.B100	Admin Elec	114.13		
		05/02/18	1108062005	01-12.B100	WWTC Elec	994.14		
		04/13/18	1810068039	01-15.B100	Earlston LS Elec	127.62		
		04/13/18	3240038012	01-15.B100	Butterfield LS Elec	105.97		

VENDOR		INVOICE						
NAME	NUMBER	DATE	NUMBER	G/L NUMBER	EXPENSE DESCRIPTION	EXPENSE	CHECK AMT	CHECK NO
		04/13/18	4657083017	01-15.B100	Hobson LS Elec	917.43		
		04/24/18	6770572011	01-12.B100	Walnut House Elec	117.85		
		04/24/18	8762083052	01-12.B100	Big Top Elec	102.68	3943.24	060722
COMPBENEFITS	C000400	04/24/18	047802355	01-17.E455	Dental Insurance	2504.35	2504.35	060723
CONCENTRIC INTEGRATION, LLC	C000410	04/19/18	0198670	01-11.B115	AXIS Network Cameras	1664.43		
		04/19/18	0198670	01-12.B513	SCADA	3827.86	5492.29	100499
CURTIS MARTIN GROUP, INC.	C000660	04/14/18	6436	01-11.B115	Bill & AP Fixes	360.00		
		04/21/18	6450	01-11.B115	AP & Payroll Fixes	870.00		
		04/28/18	6453	01-11.B115	UnForm Doc Mgmt Renewal	459.00		
		04/28/18	6460	01-11.B115	Vendor Pay List Fix	120.00	1809.00	100500
DELTA SONIC	D000220	03/30/18	9520363	01-12.C225	WWTC Vehicle Washes	30.00		
		03/30/18	9520363	01-13.C225	Lab Vehicle Washes	19.50		
		03/30/18	9520363	01-14.C225	SS Vehicle Washes	22.50	72.00	060777
D.G. SANIT DIST #XXXXXXXXX1117	D000400	05/09/18	Reimburse	01-00.1001	Payroll Acct Reimburse	208719.52	208719.52	060724
D.G. SANIT DIST #XXXXXXXXX1114	D000420	05/08/18	Reimburse	01-05.3001	User Refund Acct Reimburs	1466.84	1466.84	060725
D.G. SANIT DIST #XXXXXXXXX1112	D000440	05/10/18	Reimburse	01-11.B117	Bowling Refrshm/IAWA Tech	229.50	229.50	060726
VILLAGE OF DOWNERS GROVE	D000480	04/15/18	137429	01-11.B121	Meter Readings	406.20		
		04/30/18	C2027270001	01-12.B102	WWTC Water Service	426.36	832.56	060727
DRYDON EQUIPMENT INC.	D000540	05/02/18	19518	01-15.B522	College Pump 2 Parts	3481.10	3481.10	060778
DUPAGE COUNTY RECORDER	D000620	03/27/18	201803270251	01-14.B901	I/I Docs	120.00		
		03/27/18	201803270251	01-14.B910	BSSRAP Docs	180.00	300.00	060728
EJ EQUIPMENT, INC.	E000030	04/17/18	W01033	01-14.B115	Vac-Con Repair	333.08	333.08	060729
EXODUS TECHNOLOGY SERVICE	E000480	05/01/18	18-131	01-11.B115	New PC Set Up & Misc Serv	2306.41	2306.41	060730
EYE MED VISION CARE	E000600	05/01/18	163484002	01-17.E455	Vision Insurance	450.39	450.39	060731
FASTENAL COMPANY	F000060	04/30/18	ILWES58649	01-12.B512	MSB Tools	15.13		
		04/19/18	ILWES58713	01-12.B116	MSB Supplies	23.59		
		04/23/18	ILWES58826	01-12.B506	Primary 3&4 Parts	93.09		
		04/25/18	ILWES58864	01-12.B116	MSB Supplies	18.27		
		04/27/18	ILWES58967	01-12.B506	Pri 1&2 Inflow Gate Repr	165.73		
		05/04/18	ILWES59158	01-12.B512	Winch Parts	15.00	330.81	060732
FEDEX KINKO'S	F000075	05/08/18	361300020124	01-13.B116	Covers For Binders	5.49	5.49	060733
FIRST ADVANTAGE	F000130	04/30/18	2502511804	01-12.B117	Drug Screen	27.86	27.86	060734
FIRST ENVIRONMENTAL LAB	F000140	04/13/18	140214	01-13.B123	Spring NPDES Sampling	396.00		
		04/24/18	140388	01-13.B123	Sulfate Sampling	50.40	446.40	100501
EDWARD J. FORKEL	F000255	05/15/18	Reimburse	01-14.B128	Overhead Sew Reimburse	2500.00	2500.00	060735
FOX VALLEY FIRE & SAFETY CO.	F000280	04/23/18	168940	01-12.B113	Fire Alarm Inspection	222.00	222.00	100502
GEORGE'S LANDSCAPING	G000260	04/30/18	Lawn Mowing	01-11.B118	Admin Ctr Mowing	191.52		
		04/30/18	Lawn Mowing	01-12.B812	WWTC Mowing	1181.80		
		04/30/18	Lawn Mowing	01-15.B820	Butterfield LS Mowing	61.12		
		04/30/18	Lawn Mowing	01-15.B821	Centex LS Mowing	61.12		
		04/30/18	Lawn Mowing	01-15.B823	Earlston LS Mowing	61.12		
		04/30/18	Lawn Mowing	01-15.B824	Hobson LS Mowing	61.12		
		04/30/18	Lawn Mowing	01-15.B825	Lib Park LS Mowing	61.12		
		04/30/18	Lawn Mowing	01-15.B826	North West LS Mowing	61.12		
		04/30/18	Lawn Mowing	01-15.B827	Venard LS Mowing	61.12		
		04/30/18	Lawn Mowing	01-15.B828	Wroble LS Mowing	61.12	1862.28	100503
REVERE ELECTRIC	G000410	04/24/18	S3564586.001	01-15.B524	Hobson Blast Mixing Parts	336.84		
		04/24/18	S3564586.002	01-15.B524	Hobson Blast Mixing Parts	494.63		
		04/30/18	S3569375.001	01-12.B809	Belt Press Parts	118.86		
		05/01/18	S3569375.002	01-12.B809	Returned Item	12.40-	937.93	060736
GOVERNMENT FINANCE	G000420	03/27/18	0148906	01-11.B117	WCC Membership Dues	160.00	160.00	060737

VENDOR		INVOICE						
NAME	NUMBER	DATE	NUMBER	G/L NUMBER	EXPENSE DESCRIPTION	EXPENSE	CHECK AMT	CHECK NO
W. W. GRAINGER, INC.	G000520	04/12/18	9756336948	01-13.B114	See Sheet	535.35		
		04/13/18	9757072633	01-12.B113	See Sheet	66.66		
		04/13/18	9757278867	01-12.B113	See Sheet	21.24		
		04/13/18	9757753737	01-12.B512	See Sheet	153.18		
		04/16/18	9758686423	01-12.B513	See Sheet	8.04		
		04/17/18	9759038244	01-12.B113	See Sheet	21.24-		
		04/17/18	9759815872	01-12.B811	See Sheet	59.26		
		04/19/18	9763184653	01-12.B512	See Sheet	3.56		
		04/19/18	9763348761	01-12.B512	See Sheet	114.14		
		04/24/18	9767943195	01-12.B116	See Sheet	43.28		
		04/24/18	9768085343	01-12.B116	See Sheet	83.80		
		04/27/18	9770969310	01-12.B116	See Sheet	161.56		
		05/02/18	9775644660	01-12.B116	See Sheet	54.16		
		05/02/18	9775689988	01-12.B116	See Sheet	54.16-		
		05/03/18	9777399958	01-12.B512	See Sheet	130.21		
		05/04/18	9778326067	01-13.B114	See Sheet	187.20		
		05/04/18	9778600560	01-12.B513	See Sheet	75.33		
		05/07/18	9779901843	01-12.B116	See Sheet	20.92-		
		05/09/18	9782742192	01-14.B117	See Sheet	57.20	1657.85	100504
HML, INC.	H000035	04/13/18	60533	01-13.B123	Biosolids Pathogen Test	1000.00	1000.00	060738
HACH COMPANY	H000040	05/02/18	10943385	01-13.B114	Lab Chemicals	699.06		
		05/02/18	10943385	01-13.B115	Lab Equipment	227.47		
		05/03/18	10945351	01-13.B114	Lab Chemicals	140.95	1067.48	060739
HARBOR FREIGHT TOOLS	H000060	04/18/18	840535	01-15.B529	LS Tool	32.39	32.39	060740
HILLS CONCRETE CUTTING SERVICES	H000215	05/04/18	380	01-12.B506	Aerator Concrete Cutting	1330.00	1330.00	060779
HOME DEPOT	H000400	04/18/18	0560737	01-15.B116	See Sheet	37.72		
		04/25/18	3015005	01-14.B913	See Sheet	10.55		
		04/25/18	3063110	01-12.B506	See Sheet	76.48		
		04/12/18	6014315	01-14.B115	See Sheet	17.24		
		05/02/18	6569922	01-12.B116	See Sheet	9.97		
		04/30/18	8015293	01-12.B506	See Sheet	62.81	214.77	060741
ILLINOIS SEC. AMERICAN WATER	I000360	05/01/18	200036125	01-12.B117	NW & RF Seminar	240.00	240.00	060742
IMPACT NETWORKING INC.	I000400	04/17/18	1087827	01-11.B115	Copies	58.55		
		04/23/18	1093350	01-11.B116	Copy Machine Supplies	48.08	106.63	060743
INFOSEND, INC.	I000415	04/30/18	136013	01-11.B121	Customer Bill Mailing Fee	3783.15	3783.15	100505
INTERSTATE BATTERY SYSTEM	I000680	04/02/18	64031313	01-12.B512	Golf Cart Batteries	779.70	779.70	060744
KANSAS CITY LIFE INSURANCE CO	K000045	05/01/18	14887	01-17.E455	Life Insurance	385.25	385.25	100506
KODIAK CONTROLS INC.	K000210	04/16/18	VD6H5A	01-12.B512	MSB Supplies	30.14	30.14	100507
LAI, LTD	L000012	05/04/18	18-15484	01-12.B509	Belt Press Polymer Repair	714.00	714.00	100508
LEE AUTO PARTS	L000150	05/04/18	470-127291	01-12.B116	Auto Parts	89.64	89.64	060745
LELUND ENTERPRISES, INC.	L000205	05/02/18	88648	01-12.B809	Belt Prss Bldg Vent Fans	978.00	978.00	060746
LUCITY, INC.	L000500	04/30/18	88470-1	01-14.B115	Lucity Program Renew	4016.50	4016.50	100509
MBM SERVICES INC.	M000010	05/01/18	30266	01-11.B118	Cleaning Service	331.00	331.00	060747
MARC MAJEWSKI	M000110	04/20/18	Reimburse	01-12.B117	IAWPCO Conf Travel Reimb	706.97		
		04/20/18	Reimburse	01-12.C222	Fuel Reimburse	14.02	720.99	060748
MARSHALL-BOND PUMPS, INC	M000205	04/12/18	38765.0	01-12.B506	ODS Pumps 1&4 Part	331.64		
		04/16/18	38769.0	01-12.B506	ODS Pump 1&4 Part	396.66	728.30	060749
MC2 ENERGY SERVICES	M000320	05/04/18	1108062005	01-11.B100	Admin Elec	52.53		
		05/04/18	1108062005	01-12.B100	WWTC Elec	3075.96	3128.49	100510
MCCANN INDUSTRIES, INC.	M000340	04/27/18	07236133	01-12.B506	Prim 1&2 Gate Repair	247.20	247.20	060750
MCMASTER-CARR SUPPLY COMPANY	M000360	04/13/18	60886513	01-15.B824	Returned Item	52.89-		

VENDOR NAME	VENDOR NUMBER	INVOICE DATE	INVOICE NUMBER	G/L NUMBER	EXPENSE DESCRIPTION	EXPENSE	CHECK AMT	CHECK NO
		04/13/18	60955003	01-12.B510	Pearth 2 Parts	40.41		
		04/16/18	61094601	01-12.B510	Pearth 2 Part	22.29		
		04/18/18	61323462	01-12.B113	Safety Item	27.12		
		04/20/18	61502024	01-12.B512	JIB Crane Winch Attach	36.48		
		05/02/18	62325516	01-12.B512	MSB Tools	111.93		
		05/03/18	62421225	01-12.B506	Gear Box Parts	294.31		
		05/03/18	62421226	01-12.B512	Winch Parts	446.30		
		05/03/18	62421547	01-12.B512	Winch Parts	385.12	1311.07	100511
NICK MENNINGA	M000450	05/03/18	Reimburse	01-12.B117	NJM WERF Report	50.00		
		05/09/18	Reimburse 2	01-11.B117	Hotel & Parking @ Conf	211.85		
		05/09/18	Reimburse 2	01-11.C222	Fuel - Travel To Conf	29.88	291.73	060751
MICROBIOLOGICS	M000525	04/27/18	772517	01-13.B114	Lab Chemicals	491.16	491.16	100512
MICRO CENTER	M000550	04/19/18	4449939	01-12.B513	DSL Connection At Ops Cnt	65.98		
		05/01/18	4457838	01-12.B513	Dig 4&5 Thin Client	91.97		
		05/02/18	4458364	01-12.B513	Returned Item	8.99-		
		05/02/18	4458365	01-12.B513	Wireless Keyboard	17.99	166.95	060752
MIDAMERICA ADMINISTRATIVE	M000556	04/13/18	6932	01-17.E455	2017 4th Qtr Fees	204.00	204.00	100513
MOTION INDUSTRIES, INC.	M000750	04/19/18	IL10-631970	01-12.B510	Pearth 2 Parts	12.79		
		05/01/18	IL10-6326853	01-12.B506	Pri Clarifier 1-9 Parts	3532.45	3545.24	100514
NACWA	N000005	05/10/18	Seminar	01-11.B117	AC Seminar Registration	350.00	350.00	060753
3266-NCPERS - IL IMRF	N000010	05/01/18	32660518	01-00.2017	Vol Life Insurance	320.00	320.00	060754
NAPA AUTO PARTS	N000040	05/02/18	4343-546590	01-15.B529	Jaeger Pump Parts	70.19		
		05/03/17	4343-546677	01-12.B116	Oil Dry	27.87		
		05/04/18	4343-546846	01-12.B512	Winch Parts	64.26		
		05/04/18	4343-546847	01-12.B512	Winch Parts	27.99	190.31	060755
NAPCO STEEL, INC.	N000050	04/18/18	417250	01-12.B506	Prim Clar 1-9 Lng Col Prt	195.40		
		04/26/18	417541	01-12.B506	Primary 1&2 Part	247.00	442.40	100515
NEUCO, INC.	N000260	04/12/18	3021650	01-12.B812	MSB Geo-Thermal Unit Part	142.14	142.14	060756
NISSEN ENERGY INC	N000350	04/13/18	125	01-12.B513	CHP2 Parts For Stock	1545.91		
		04/23/18	126	01-12.B513	Tech Support CHP2	114.50		
		04/25/18	127	01-12.B513	CHP2 Parts	577.15	2237.56	100516
NORLAB, INC.	N000390	04/17/18	79683	01-14.B116	SS Supplies	234.00	234.00	060757
NORTHERN TOOL & EQUIPMENT	N000560	04/13/18	4012477	01-12.B512	Winch	489.99	489.99	060758
OFFICIAL PAYMENTS	O000300	03/31/18	3950204	01-11.B110	ACH Payment Service	33.90	33.90	060759
PERIMETER ACCESS	P000280	04/12/18	1803715-IN	01-12.B812	WWTC Main Gate Repair	979.28	979.28	060780
PETTY CASH	P000350	05/10/18	Cash Box	01-11.B116	Admin Supplies	21.99		
		05/10/18	Cash Box	01-11.B117	Bowling/Sups Lunch	113.85		
		05/10/18	Cash Box	01-11.B119	Postage Due	5.52		
		05/10/18	Cash Box	01-11.C222	Fuel Reimb WCC	23.25		
		05/10/18	Cash Box	01-12.B117	New CDL RF	51.18		
		05/10/18	Cash Box	01-12.C225	Safety Lane Check	44.50		
		05/10/18	Cash Box	01-14.C225	Safety Lane Check	74.50	334.79	060760
POLYDYNE INC.	P000395	04/16/18	1231844	01-12.B402	Belt Press Polymer	981.00		
		05/04/18	1237883	01-12.B402	Belt Press Polymer	1962.00	2943.00	100517
PORTER PIPE AND SUPPLY CO.	P000420	04/23/18	11730430-00	01-15.B525	Lib Park Air Relief Valve	1964.00	1964.00	100518
REGIONAL TRUCK EQUIPMENT CO.	R000166	04/19/18	210599	01-12.B512	Power Cable For Winch	103.30	103.30	060761
MARCO RENDON	R000230	04/20/18	Reimburse	01-12.B117	IWAPCO Conf Travel Reimb	427.21	427.21	060762
RODNEY HUNT INC.	R000364	05/09/18	RH1853	01-12.B506	Influent Gates Prim 1&2	14380.00	14380.00	060763
ROESCH FORD COMMERCIAL	R000366	04/05/18	040518	01-12.C226	2018 Ford F150 XL	25211.00	25211.00	060781
ROYAL GRAPHICS	R000500	04/12/18	94223	01-11.B120	Reg Envelopes	143.69	143.69	060764
RYAN HERCO PRODUCTS CORP	R000580	03/09/18	8901271	01-12.B505	Exc Flow Sluice Gate Part	766.64		

VENDOR		INVOICE						
NAME	NUMBER	DATE	NUMBER	G/L NUMBER	EXPENSE DESCRIPTION	EXPENSE	CHECK AMT	CHECK NO
		04/10/18	8925654	01-12.B511	Tertiary Sluice Gate Part	235.49	1002.13	060765
SAFETY-KLEEN SYSTEMS, INC.	S000050	04/26/18	76447123	01-12.B116	Maintenance Supplies	252.35	252.35	100519
SEAWAY SUPPLY CO.	S000200	04/12/18	133389-01	01-12.B116	MSB Supplies	37.64		
		04/23/18	133759	01-12.B116	MSB Supplies	157.58		
		05/07/18	134157	01-12.B116	MSB Supplies	322.25	517.47	100520
SEYFARTH SHAW	S000280	04/13/18	2990818	01-11.B124	Legal Fees	337.50	337.50	100521
SOCIETY FOR HUMAN	S000440	05/01/18	9007433071	01-11.B137	Membership Fees	209.00	209.00	060766
STAPLES INC.	S000640	04/07/18	8049455263	01-11.B116	Admin Supplies	51.77	51.77	060767
SUBURBAN LABORATORIES, INC.	S000865	04/23/18	154493	01-13.B123	NPDES Sampling	130.00	130.00	100522
SUBURBAN LIFE PUBLICATIONS	S000867	04/30/18	10071278	01-11.B124	Legal Publications	2073.02	2073.02	060768
TECH 3 SOLUTIONS INC.	T000096	04/09/18	18-727	01-12.B513	CHP1 Parts	824.85		
		04/23/18	18-733	01-12.B513	CHP Genset Parts	822.64		
		04/24/18	18-736	01-12.B513	Shipping for Parts	209.55	1857.04	060769
TERRACE SUPPLY COMPANY	T000250	04/30/18	00987392	01-12.B116	Cylinder Rental	51.00		
		05/01/18	70397717	01-12.B116	Oxygen Cylinder	46.96		
		05/09/18	70398968	01-12.B116	Propane Cylinder	45.95	143.91	100523
TRC ENVIRONMENTAL	T000405	05/10/18	Appl Fee	01-14.B902	Environ Access App Fee	5750.00	5750.00	060782
USABLUEBOOK	U000150	05/02/18	561826	01-13.B114	Lab Chemicals	247.12	247.12	060770
UNO CONSTRUCTION CO., INC.	U000450	04/30/18	Payment 10	01-14.B910	BSSRAP Repairs	74214.00	74214.00	100529
VWR INTERNATIONAL INC.	V000030	04/24/18	8082097143	01-13.B114	Lab Chemicals	73.98		
		04/25/18	8082108434	01-13.B114	Lab Chemicals	84.05		
		05/04/18	8082217485	01-13.B114	Lab Chemicals	83.07	241.10	060771
VERIZON WIRELESS	V000135	05/01/18	542042956	01-12.B112	WWTC Tablet Service	118.05		
		05/01/18	542042956	01-14.B112	SS Tablet Service	103.28		
		05/01/18	542042956	01-15.B112	LS Tablet Service	36.01		
		04/28/18	785846626	01-11.B112	Admin Cell Service	150.64		
		04/28/18	785846626	01-12.B112	WWTC Cell Service	798.60		
		04/28/18	785846626	01-14.B112	SS Cell Service	523.84		
		04/28/18	785846626	01-15.B112	LS Cell Service	266.76	1997.18	060772
WAGNER COMMUNICATIONS, INC	W000070	05/01/18	180500421	01-11.B112	Answering Service	239.02	239.02	100524
WESTFAX	W000350	04/30/18	1318762	01-11.B112	EFax Service	8.99	8.99	100525
VILLAGE OF WESTMONT	W000450	05/03/18	714724	01-11.B121	Meter Readings	370.01	370.01	060773
XYLEM WATER SOLUTIONS USA	X000110	04/10/18	3556A07017	01-12.B507	Aer Tank Diffuser Plates	24036.22	24036.22	060774
						452534.56	452534.56	

VENDOR		INVOICE						
NAME	NUMBER	DATE	NUMBER	G/L NUMBER	EXPENSE DESCRIPTION	EXPENSE	CHECK AMT	CHECK NO
AMERICA'S BEST FLAGS LLC	A000303	04/18/18	3860	01-11.B118	Flag For Admin Center	39.00	39.00	060695
CHASE	B000050	04/18/18	SPR 04-15-18	01-00.2000	Fed Tax	2621.45		
		04/18/18	SPR 04-15-18	01-00.2002	Empl Soc Sec	2390.69		
		04/18/18	SPR 04-15-18	01-17.E461	Emplr Soc Sec	2390.76	7402.90	100473
CHASE	B000050	04/30/18	PR 04-21-18	01-00.2000	Fed Tax	10058.10		
		04/30/18	PR 04-21-18	01-00.2002	Empl Soc Sec Tax	6519.99		
		04/30/18	PR 04-21-18	01-17.E461	Emplr Soc Sec Tax	6519.99	23098.08	100480
CHASE	B000050	05/04/18	SPR 04-30-18	01-00.2000	Fed Tax	3182.00		
		05/04/18	SPR 04-30-18	01-00.2002	Empl Soc Sec	2861.37		
		05/04/18	SPR 04-30-18	01-17.E461	Emplr Soc Sec	2861.35	8904.72	100484
CHASE	B000050	05/14/18	PR 05-05-18	01-00.2000	Fed Tax	9581.05		
		05/14/18	PR 05-05-18	01-00.2002	Empl Soc Sec Tax	6286.86		
		05/14/18	PR 05-05-18	01-17.E461	Emplr Soc Sec Tax	6286.84	22154.75	100492
THE CONSERVATION FOUNDATION	C000420	04/27/18	Tree Order	01-12.B812	Trees For WWTC Landscape	375.00	375.00	060699
DUPAGE CREDIT UNION	D000650	04/18/18	SPR 04-15-18	01-00.2013	Empl Authorized W/Holding	800.00	800.00	100475
DUPAGE CREDIT UNION	D000650	04/27/18	PR 04-21-18	01-00.2013	Empl Authorized W/Holding	1621.31	1621.31	100482
DUPAGE CREDIT UNION	D000650	05/02/18	SPR 04-30-18	01-00.2013	Empl Authorized W/Holding	800.00	800.00	100486
DUPAGE CREDIT UNION	D000650	05/11/18	PR 05-05-18	01-00.2013	Empl Authorized W/Holding	1661.31	1661.31	100494
HEALTH CARE SERVICE CORP.	H000190	04/26/18	165585	01-17.E455	Health Insurance	39497.92	39497.92	100478
ILLINOIS DEPARTMENT OF REVENUE	I000240	04/18/18	SPR 04-15-18	01-00.2001	State Tax	1359.82	1359.82	100474
ILLINOIS DEPARTMENT OF REVENUE	I000240	04/30/18	PR 04-21-18	01-00.2001	State Tax	4027.54	4027.54	100481
ILLINOIS DEPARTMENT OF REVENUE	I000240	05/04/18	SPR 04-30-18	01-00.2001	State Tax	1640.05	1640.05	100485
ILLINOIS DEPARTMENT OF REVENUE	I000240	05/14/18	PR 05-05-18	01-00.2001	State Tax	3883.26	3883.26	100493
ILLINOIS MUNICIPAL	I000300	05/08/18	Pension	01-00.2003	Empl Pension Deposit	10273.89		
		05/08/18	Pension	01-00.2014	Vol Pension Deposit	6492.32		
		05/08/18	Pension	01-17.E460	Emplr Pension Deposit	27830.93	44597.14	100489
INVOICE CLOUD	I000750	05/07/18	607-2018-4	01-11.B110	BIlling Portal Fees	294.00	294.00	100491
MC2 ENERGY SERVICES	M000320	05/03/18	Various	01-15.B100	LS Elec	3901.27	3901.27	100490
NATIONAL SAFETY COUNCIL	N000140	04/18/18	AED Order	01-11.B116	Admin AED's	293.93		
		04/18/18	AED Order	01-12.B113	WWTC AED's	742.70	1036.63	060694
STATE DISBURSEMENT UNIT	S000650	04/27/18	PR 04-21-18	01-00.2012	Wage Deduction	627.23	627.23	060697
STATE DISBURSEMENT UNIT	S000650	05/11/18	PR 05-05-18	01-00.2012	Wage Deduction	627.23	627.23	600701
TITAN DISTRIBUTORS	T000320	05/03/18	SO10116716	01-12.B501	Grapple Rake For Ops	1601.00	1601.00	060700
TIVOLI BOWL	T000330	04/26/18	Empl Outing	01-11.B117	Admin	.15		
		04/26/18	Empl Outing	01-12.B117	WWTC Empl	430.82		
		04/26/18	Empl Outing	01-13.B117	Lab Empl	86.16		
		04/26/18	Empl Outing	01-14.B117	SS Empl	193.87	711.00	060698
TRANSAMERICA RETIREMENT SOLUTIOT	000415	04/17/18	SPR 04-15-18	01-00.2026	Def Comp IPPFA	1157.35	1157.35	100476
TRANSAMERICA RETIREMENT SOLUTIOT	000415	04/27/18	PR 04-21-18	01-00.2026	Def Comp - IPPFA	108.96		
		04/27/18	PR 04-21-18	01-00.2027	Def Comp - IPPFA Roth	65.38	174.34	100483
TRANSAMERICA RETIREMENT SOLUTIOT	000415	05/02/18	SPR 04-30-18	01-00.2026	Def Comp IPPFA	1157.23	1157.23	100488
TRANSAMERICA RETIREMENT SOLUTIOT	000415	05/11/18	PR 05-05-18	01-00.2026	Def Comp IPPFA	106.92		
		05/11/18	PR 05-05-18	01-00.2027	Roth IPPFA	64.15	171.07	100495
U.S. POSTAL SERVICE	U000130	04/26/18	Refill	01-11.B119	Postage Meter Fund Refill	1000.00	1000.00	100479
VANTAGEPOINT TRANSFER AGENTS-45V	000120	04/17/18	SPR 04-15-18	01-00.2020	Def Comp ICMA	300.00	300.00	100477
VANTAGEPOINT TRANSFER AGENTS-45V	000120	05/02/18	SPR 04-30-18	01-00.2020	Def Comp ICMA	300.00	300.00	100487
						174921.15	174921.15	

VENDOR NAME	VENDOR NUMBER	INVOICE DATE	INVOICE NUMBER	G/L NUMBER	EXPENSE DESCRIPTION	EXPENSE	CHECK AMT	CHECK NO
BAXTER & WOODMAN, INC.	B000120	04/19/18	0198668	02-36.0504	Lib Park Replace Proj	11417.09		
		04/19/18	0198673	02-74.0501	Unsewered Plan Update	5649.25	17066.34	100526
CONCENTRIC INTEGRATION, LLC	C000410	04/19/18	0198671	02-36.0506	Lib Pk SCADA Integration	6620.45	6620.45	100527
W. W. GRAINGER, INC.	G000520	04/13/18	9757682092	02-36.0506	See Sheet	47.61	47.61	100528
						23734.40	23734.40	

DATE _____

REVIEWED _____

TRUSTEE APPROVAL _____

PRESIDENT

_____

CLERK

Downers Grove Sanitary District

ACCOUNTS PAYABLE GENERAL LEDGER RECAP FOR 05/15/18

Date: 05/10/18
Time: 2:40pm

G/L NUMBER	COST ACCTG DESCRIPTION	DEBIT	CREDIT
01-00.1000	CASH		627455.71-
01-00.1001	CASH - PAYROLL ACCOUNT	208719.52	
01-00.2000	FEDERAL TAX WITHHELD	25442.60	
01-00.2001	STATE TAX WITHHELD	10910.67	
01-00.2002	SOCIAL SECURITY WITHHELD	18058.91	
01-00.2003	IMRF WITHHELD	10273.89	
01-00.2012	WAGE DEDUCTION ORDER	1254.46	
01-00.2013	CREDIT UNION WITHHELD	4882.62	
01-00.2014	VOLUNTARY ADDITIONAL PENSION CONTRIBUTION	6492.32	
01-00.2017	VOLUNTARY GROUP LIFE	320.00	
01-00.2020	DEFERRED COMPENSATION WITHHELD	600.00	
01-00.2026	DEFERRED COMPENSATION WITHHELD - IPPFA	2530.46	
01-00.2027	DEFERRED COMPENSATION WITHHELD - IPPFA ROTH	129.53	
01-05.3001	USER RECEIPTS	1466.84	
01-11.B100	ELECTRICITY	166.66	
01-11.B110	BANK CHARGES	327.90	
01-11.B112	COMMUNICATION	1194.79	
01-11.B115	EQUIPMENT/EQUIPMENT REPAIR	5838.39	
01-11.B116	SUPPLIES	415.77	
01-11.B117	EMPLOYEE/DUTY COSTS	1065.35	
01-11.B118	BUILDING AND GROUNDS	656.52	
01-11.B119	POSTAGE	1005.52	
01-11.B120	PRINTING/PHOTOGRAPHY	143.69	
01-11.B121	USER BILLING MATERIALS	4559.36	
01-11.B124	CONTRACT SERVICES	3185.52	
01-11.B137	MEMBERSHIPS/SUBSCRIPTIONS	499.00	
01-11.C222	GAS/FUEL	53.13	
01-12.B100	ELECTRICITY	4290.63	
01-12.B102	WATER, GARBAGE AND OTHER UTILITIES	1909.56	
01-12.B112	COMMUNICATION	1211.73	
01-12.B113	EMERGENCY/SAFETY EQUIPMENT	1795.25	
01-12.B116	SUPPLIES	1574.78	
01-12.B117	EMPLOYEE/DUTY COSTS	2490.81	
01-12.B401	CHEMICALS - DISINFECTION	3201.09	
01-12.B402	CHEMICALS - SLUDGE DEWATERING	2943.00	
01-12.B501	EQPT/EQPT REPAIR - BIOSOLIDS AGING & DISPOSAL	2002.19	
01-12.B505	EQPT/EQPT REPAIR - INFLUENT PUMPING	766.64	
01-12.B506	EQPT/EQPT REPAIR - PRIMARY TREATMENT	21352.77	
01-12.B507	EQPT/EQPT REPAIR - SECONDARY TREATMENT	24036.22	
01-12.B509	EQPT/EQPT REPAIR - SLUDGE DEWATERING	714.00	
01-12.B510	EQPT/EQPT REPAIR - SLUDGE DIGESTION	75.49	
01-12.B511	EQPT/EQPT REPAIR - TERTIARY TREATMENT	235.49	
01-12.B512	EQPT/EQPT REPAIR - WWTC GENERAL	2906.43	
01-12.B513	EQPT/EQPT REPAIR - WWTC UTILITIES	8225.78	
01-12.B809	BLDG AND GROUNDS - SLUDGE DEWATERING	1084.46	
01-12.B811	BLDG AND GROUNDS - TERTIARY TREATMENT	59.26	
01-12.B812	BLDG AND GROUNDS - WWTC GENERAL	2868.22	
01-12.C222	GAS/FUEL	14.02	
01-12.C225	OPERATION/REPAIR	74.50	
01-12.C226	VEHICLE PURCHASES	25211.00	
01-13.B114	CHEMICALS	2541.94	

G/L NUMBER	COST ACCTG DESCRIPTION	DEBIT	CREDIT
01-13.B115	EQUIPMENT/EQUIPMENT REPAIR	227.47	
01-13.B116	SUPPLIES	5.49	
01-13.B117	EMPLOYEE/DUTY COSTS	509.91	
01-13.B123	OUTSIDE LAB SERVICES	1576.40	
01-13.C222	GAS/FUEL	16.82	
01-13.C225	OPERATION/REPAIR	19.50	
01-14.B112	COMMUNICATION	687.07	
01-14.B115	EQUIPMENT/EQUIPMENT REPAIR	4676.17	
01-14.B116	SUPPLIES	234.00	
01-14.B117	EMPLOYEE/DUTY COSTS	294.03	
01-14.B124	CONTRACT SERVICES	353.27	
01-14.B128	OVERHEAD SEWER/BACKFLOW PREVENTION PROGRAM	2500.00	
01-14.B901	SEWER SYSTEM REPAIRS - I/I PROGRAM	120.00	
01-14.B902	SEWER SYSTEM REPAIRS - REPLACEMENT	16183.75	
01-14.B903	SEWER SYSTEM REPAIRS - REHABILITATION	875.00	
01-14.B910	SEWER SYSTEM REPAIRS - BSSRAP PROGRAM	74394.00	
01-14.B913	SEWER SYSTEM REPAIRS - BSSRAP-REPAIR/REPL/REH	10.55	
01-14.C225	OPERATION/REPAIR	112.79	
01-15.B100	ELECTRICITY	6515.71	
01-15.B112	COMMUNICATION	355.38	
01-15.B116	SUPPLIES	37.72	
01-15.B522	EQPT/EQPT REPAIR - COLLEGE	3481.10	
01-15.B524	EQPT/EQPT REPAIR - HOBSON	831.47	
01-15.B525	EQPT/EQPT REPAIR - LIBERTY PARK	1964.00	
01-15.B529	EQPT/EQPT REPAIR - LIFT STATIONS GENERAL	327.58	
01-15.B820	BLDG AND GROUNDS - BUTTERFIELD	61.12	
01-15.B821	BLDG AND GROUNDS - CENTEX	61.12	
01-15.B823	BLDG AND GROUNDS - EARLSTON	61.12	
01-15.B824	BLDG AND GROUNDS - HOBSON	8.23	
01-15.B825	BLDG AND GROUNDS - LIBERTY PARK	61.12	
01-15.B826	BLDG AND GROUNDS - NORTHWEST	61.12	
01-15.B827	BLDG AND GROUNDS - VENARD	61.12	
01-15.B828	BLDG AND GROUNDS - WROBLE	61.12	
01-17.E455	EMPLOYEE GROUP HEALTH	43041.91	
01-17.E460	IMRF	27830.93	
01-17.E461	SOCIAL SECURITY	18058.94	
02-00.1000	CASH		23734.40-
02-36.0504	CONSTRUCTION ADMIN/RESIDENT ENG/ARCH SUPRVISN	11417.09	
02-36.0506	CONSTRUCTION CONTRACTS AND PURCHASES	6668.06	
02-74.0501	REPORT ENGINEERING/ARCHITECTURAL	5649.25	
		651190.11	651190.11-

Vendor	Invoice Date	Amount	Coding	Coding Description	Purchase Location	Emp.	Procurement	Project Name (If applicable)	Item Description
Grainger	03/29/18	$535.35	01-13.B116	LAB SUPPLIES	Delivered	DRB		Lab Supplies	Nitrate electrode and petri dishes (bulk order)
Grainger	04/13/18	$66.66	01-12.B113	WWTC EMERGENCY/SAFETY EQUIPMENT	Delivered	CP		Safety Supplies	Face Shields (2) Clear & (1) Tinted
Grainger	04/13/18	$21.24	01-12.B113	WWTC EMERGENCY/SAFETY EQUIPMENT	Delivered	CP		Safety Supplies	(2) Pairs of Safety Glasses
Grainger	04/13/18	$153.18	01-12.B512	EQPT/EQPT REPAIR - WWTC GENERAL	Delivered	RS		Electrical Repair Supplies	15 & 20 Amp Male & Female Cord Ends
Grainger	04/16/18	$8.04	01-12.B513	EQPT/EQPT REPAIR - WWTC UTILITIES	Delivered	NW		CHP 2 P/M	(3 Pack) 3 oz. Lithium Grease Cartridges
Grainger	04/17/18	-$21.24	01-12.B113	WWTC EMERGENCY/SAFETY EQUIPMENT	In-Store	CP		Safety Supplies	(2) Pairs of Safety Glasses - Returned
Grainger	04/17/18	$59.26	01-12.B811	BLDG & GROUNDS - TERTIARY TREATMENT	Delivered	AC		Munters Unit	Spare V-Belts for Blower
Grainger	04/19/18	$3.56	01-12.B512	EQPT/EQPT REPAIR - WWTC GENERAL	Delivered	AC		Winch Install on Service Boom Attachment	13/64" Drill Bit
Grainger	04/19/18	$114.14	01-12.B512	EQPT/EQPT REPAIR - WWTC GENERAL	Delivered	JPB		Maintenance Repair Supplies	Hardware & Plumbing Supplies
Grainger	04/24/18	$43.28	01-12.B116	WWTC SUPPLIES	Delivered	JPB		Electrical Truck Supplies	Tray Liners for Parts Bins
Grainger	04/24/18	$83.80	01-12.B116	WWTC SUPPLIES	Delivered	JPB		Electrical Truck Supplies	Parts Bins
Grainger	04/27/18	$161.56	01-12.B116	WWTC SUPPLIES	Delivered	JPB		Electrical Truck Supplies	Parts Bins for New Cap
Grainger	05/02/18	$54.16	01-12.B116	WWTC SUPPLIES	Delivered	RF		Electrical Truck Supplies	Parts Bins
Grainger	05/02/18	-$54.16	01-12.B116	WWTC SUPPLIES	In-Store	RF		Electrical Truck Supplies	Parts Bins (Returned/Grainger Sent Wrong Item)
Grainger	05/03/18	$130.21	01-12.B512	EQPT/EQPT REPAIR - WWTC GENERAL	Delivered	JPB		Maintenance Repair Supplies	Hardware & Plumbing Supplies
Grainger	05/02/18	$187.20	01-13.B114	CHEMICALS	Delivered	DRB	circle k, shopped	Micro supplies	Lysine Iron Agar and Triple Sugar Iron Agar
Grainger	05/04/18	$75.33	01-12.B513	EQPT/EQPT REPAIR - WWTC UTILITIES	Delivered	NW		CHP Dump Radiator Cleaning	Condensor Coil Cleaner, Fin Brush & Comb
Grainger	05/07/18	-$20.92	01-12.B116	WWTC SUPPLIES	In-Store	JPB		Electrical Truck Supplies	Returned Hang & Stack Bin
Grainger	05/09/18	$57.20	01-14.B117	EMPLOYEE/DUTY COSTS	In-Store	KS		Rain Gear	Rain Jacket for DJ
Home Depot	04/18/18	$37.72	01-15.B116	LIFT STATION SUPPLIES	In-Store	CP		Lift Station Supplies	1/4" Air Tubing & Fittings and Utility Gloves
Home Depot	04/25/18	$10.55	01-14.B913	SEWER SYSTEM REPAIRS - BSSRAP-REPAIR/REPL/REH	In-Store	ES		Fairview Downspout Disconnect	Sewer Drain Plug, PVC Cap
Home Depot	04/25/18	$76.48	01-12.B506	EQPT/EQPT REPAIR - PRIMARY TREATMENT	In-Store	RS		Primary Clarifiers 3 & 4 Long Collectors	(2) Carbide Hole Cutters
Home Depot	04/12/18	$17.24	01-14.B115	SEWER SYSTEM EQUIPMENT/EQUIPMENT REPAIR	In-Store	AH		Vac-Con Tools	Wrench Set & Tool Tote
Home Depot	05/02/18	$9.97	01-12.B116	WWTC SUPPLIES	In-Store	RF		Supplies for Electrical Truck	4pc Ratchet Tie-Down Straps
Home Depot	04/30/18	$62.81	01-12.B506	EQPT/EQPT REPAIR - PRIMARY TREATMENT	In-Store	CP		Primary Clarifiers 1 & 2 Inflow Gate Replacement	Grout Bag, Utility Pump, Pipe Wrench

Date: **5/10/2018** **Petty Cash Checking Reimbursement** **D-440**
Due Date: **5/15/2018**
Invoice #: **Reimburse**

Date	Purchased From	Description	Code	Amount	Ck No.
04/26/18	Costco	Refreshments for Bowling Party	11.B117	129.50	3507
05/04/18	IAWA	NJM & WCC Tech Meeting	11.B117	100.00	3508

Total Receipts/Reimbursement 229.50

Expense by code

11.B117	229.50
	229.50

Date: 05/10/18 **Petty Cash Reimbursement** **P - 350**

Due Date: 05/15/18

Invoice #: Cash Box

Date	Purchased From	Reimbursed To	Description	Code	Amount
4/16/2018	Fosters		Safety Lane Check #311	14.C225	44.50
4/17/2018	USPS		Postage Due	11.B119	1.77
4/20/2018	Los Dos		Supervisor Lunch	11.B117	73.85
4/25/2018		Clay Campbell	Fuel - IAWA Meeting Travel	11.C222	23.25
4/26/2018	Meijer		Admin Supplies	11.B116	21.99
4/26/2018	Tivoli/Auerello's		Pizza delivery tip, Tivoli staff tip-Bowling Party	11.B117	40.00
4/27/2018	USPS		Postage Due	11.B119	3.75
4/30/2018	Fosters		Safety Lane Check #308	14.C225	30.00
5/4/2018		Rolf Flechsig	CDL Reimbursement - New	12.B117	51.18
5/9/2018	Fosters		Safety Lane Check #317	12.C225	44.50
			Total Receipts		334.79

Expense by code

11.B116	21.99
11.B117	113.85
11.B119	5.52
11.C222	23.25
12.B117	51.18
12.C225	44.50
14.C225	74.50
Total	334.79

DOWNERS GROVE SANITARY DISTICT

M E M O

TO: Board of Trustees

FROM: Nicholas J. Menninga
General Manager

DATE: May 10, 2018

RE: Election and Appointments

Staff recommends that the Board conduct the following elections and make the following appointments for Fiscal Year 2018-2019 at the May 15 meeting:

Nominate and elect President

Nominate and elect Vice President

Nominate and elect Clerk

Appoint Assistant Clerk

Appoint General Manager

Appoint Treasurer

Appoint engineering firm for District sewer system and Wastewater Treatment Center

Appoint law firm as attorneys for the District

Appoint members of the Board of Local Improvements

As a reference, I have also attached the pertinent excerpt of the minutes from the May 16, 2017 meeting.

cc: KJR, RTJ, MJS, WCC, MGP

MINUTES

The monthly meeting of the Downers Grove Sanitary District Board of Trustees was held on Tuesday, May 16, 2017, convening at 7:00 p.m. The meeting was held at the District's Administration Center, 2710 Curtiss Street, Downers Grove. Present were President Wallace D. Van Buren, Trustee Amy S. Kovacevic, Trustee Paul W. Coultrap, General Manager Nicholas J. Menninga, Administrative Supervisor W. Clay Campbell, Sewer System Maintenance Supervisor Bob Swirsky, Sewer Construction Supervisor Ted Cherwak, Information Coordinator Alyssa J. Caballero and Attorney Michael G. Philipp.

Minutes of Regular Meeting – April 18, 2017

A motion was made by Trustee Kovacevic seconded by Trustee Coultrap approving the minutes of the regular meeting held on April 18, 2017 as presented and authorizing the President and Clerk to sign same. The motion carried. (Votes recorded: Ayes–Van Buren, Kovacevic and Coultrap.)

Claim Ordinance No. 1853

A motion was made by Trustee Kovacevic seconded by Trustee Coultrap adopting Claim Ordinance No. 1853 in the total amount of $1,012,425.54 as presented and authorizing the President and Clerk to sign same. The motion carried. (Votes recorded: Ayes–Van Buren, Kovacevic and Coultrap.)

Public Comment – None

Old Business – None

New Business:

Elections and Appointments

The following elections and appointments were made: A motion was made by Trustee Kovacevic seconded by Trustee Coultrap nominating Wallace D. Van Buren as President, closing the nominations for President and electing by unanimous consent Wallace D. Van Buren as President. The motion carried. (Votes recorded: Ayes–Kovacevic and Coultrap.) A motion was made by Trustee Coultrap seconded by Trustee Van Buren nominating Amy S. Kovacevic as Vice President, closing the nominations for Vice President and electing by unanimous consent Amy S. Kovacevic as Vice President. The motion carried. (Votes recorded: Ayes–Van Buren and Coultrap.) A motion was made by Trustee Kovacevic seconded by Trustee Van Buren nominating Paul W. Coultrap as Clerk, closing the nominations for Clerk and electing by unanimous consent Paul W. Coultrap as Clerk. The motion carried. (Votes recorded: Ayes–Van Buren and Kovacevic.) A motion was made by Trustee Van Buren seconded by Trustee Kovacevic appointing William Clay Campbell as Assistant Clerk. The motion carried. (Votes recorded: Ayes–Van Buren, Kovacevic and Coultrap.) A motion was made by Trustee Kovacevic seconded by Trustee Coultrap appointing Nicholas J. Menninga as General Manager. The motion carried. (Votes recorded: Ayes–Van Buren, Kovacevic and Coultrap.) A motion was made by Trustee Kovacevic seconded by Trustee Coultrap appointing William Clay Campbell as Treasurer. The motion carried. (Votes recorded: Ayes–Van Buren, Kovacevic and Coultrap.) A motion was made by Trustee Van Buren seconded by Trustee Coultrap appointing Baxter and Woodman, Inc. as

engineers for the District sewer system and Wastewater Treatment Center. The motion carried. (Votes recorded: Ayes–Van Buren, Kovacevic and Coultrap.) A motion was made by Trustee Kovacevic seconded by Trustee Coultrap appointing Wiedel, Philipp, Indelicato & Olson as attorneys for the District. The motion carried. (Votes recorded: Ayes–Van Buren, Kovacevic and Coultrap.) A motion was made by Trustee Coultrap seconded by Trustee Kovacevic appointing Kenneth J. Rathje, Robert T. Jungwirth and Mark J. Scacco as members of the Board of Local Improvements. The motion carried. (Votes recorded: Ayes–Van Buren, Kovacevic and Coultrap.)

Purchase Approval – 3-Yard Wheel Loader

General Manager Menninga reviewed the recommendation for the replacement of the District's 2007 Case 621D three-yard articulated wheel loader. The selected unit had its pricing established by the National Joint Powers Alliance (NJPA) who conducted a competitive bid process consistent with our bid requirements to set the current pricing for the equipment. He recommended award to Westside Tractor Sales, of Naperville, Illinois for a NJPA-priced John Deere 544K-II articulated wheel loader with trade-in of the existing unit, for a total cost of $118,894.41. The total price includes the NJPA base-bid price ($148,097.41), plus the cost of certain additional features needed for the loader and shipping ($6,797.00). Staff was able to obtain a trade-in price for the old unit in the amount of $36,000. A motion by Trustee Coultrap seconded by Trustee Kovacevic was made awarding the purchase of an Articulated Wheel Loader to Westside Tractor Sales for a John Deere 544K-II which includes the trade-in of the existing unit, for the total cost of $118,894.41. The motion carried. (Votes recorded: Ayes–Van Buren, Kovacevic and Coultrap.)

Contract Approval – Sewer Cleaning and Televising

General Manager Menninga reviewed the bids received through the DuPage Municipal Partnership Initiative to procure sewer cleaning and televising services. The bidding was structured so that unit prices were solicited for various cleaning and televising categories, and estimated quantities from each agency were associated with the unit prices to determine the overall low bidder. He recommended that the contract be awarded to the lowest responsible, responsive bidder, Sheridan Plumbing and Sewer of Bedford Park, Illinois, in the amount of $56,507.45. A motion was made by Trustee Kovacevic seconded by Trustee Coultrap awarding the contract for sewer cleaning and televising services to the lowest responsible, responsive bidder, Sheridan Plumbing and Sewer, in the amount of $56,507.45 and authorizing the General Manager and Assistant Clerk to sign same. The motion carried. (Votes recorded: Ayes-Van Buren, Kovacevic and Coultrap.)

Contract Approval – Paving

General Manager Menninga reviewed the bids received through the DuPage Municipal Partnership Initiative to procure paving services. The bidding was structured so that unit prices were solicited for various paving and repair categories, and estimated quantities from each agency were associated with the unit prices to determine the overall low bidder. He recommended that the contract be awarded to the lowest responsible, responsive bidder, R. W. Dunteman Co. of Addison, Illinois, in the amount of $96,327.53. A motion was made by Trustee Coultrap seconded by Trustee Kovacevic awarding the contract for paving services to the lowest responsible, responsive bidder, R. W. Dunteman Co., in the amount of $96,327.53 and authorizing the General Manager and Assistant Clerk to sign same. The motion carried. (Votes recorded: Ayes-Van Buren, Kovacevic and Coultrap.)

Board of Trustees
Wallace D. Van Buren
President
Amy S. Kovacevic
Vice President
Paul W. Coultrap
Clerk

Downers Grove
Sanitary District

2710 Curtiss Street
P.O. Box 1412
Downers Grove, IL 60515-0703
Phone: 630-969-0664
Fax: 630-969-0827
www.dgsd.org

General Manager
Nicholas J. Menninga

Legal Counsel
Michael G. Philipp

Providing a Better Environment for South Central DuPage County

MEMO

TO: Board of Trustees

FROM: Nick Menninga, General Manager

SUBJECT: 2018 Paving and Sidewalk Repair Contract Award

DATE: May 11, 2018

This year we participated in the DuPage County Municipal Partnering Initiative (MPI) to obtain bids for paving and sidewalk repair work we have budgeted for the year. This year, project work from Lombard, Woodridge, Bensensville, and the District was pooled for purposes of receiving bids from paving contractors interested in doing the work.

Following proper advertising, bids were opened in Lombard on April 19, 2018. Four bids were opened and read, with the apparent low overall bidder being R. W. Dunteman Company. We reviewed the bids against the quantities for DGSD's project needs, and Dunteman's pricing applied to DGSD's work quantities represents the lowest price to the District among the bidders.

Dunteman successfully performed similar work for us in 2017 under the same bid/contract approach. We budgeted $92,500 in the FY18-19 budget, so the bid amount is well within our budget for the work.

At the May regular meeting, I will be seeking approval from the Board of Trustees to accept the pricing from the lowest responsive bidder, R. W. Dunteman Company of Addison, Illinois, to award a contract in the amount of $65,199.25 for 2018 paving and sidewalk repairs, and for the general manager and assistant clerk to sign the same.

C: BOLI, JPB, WCC, MGP

Illinois Department of Transportation

Tabulation of Bids

Local Public Agency: Village of Lombard
County: DuPage
Section: 18-00000-01-GM
Estimate: 1,488,548.65

Date: 19-Apr-18
Time: 10:00 AM
Appropriation:

Attended By:

							Name of Bidder:	R.W. Dunteman Company						Brothers Asphalt Paving, Inc.		DGSD	chroeder Asphalt Services, In		DGSD	J.A. Johnson Paving Co.		DGSD
							Address of Bidder:	P.O. Box 1129			R.W. Dunteman Unit Prices			315 S. Stewart Avenue		Portion	P.O. Box 831		Portion	1025 East Addison Court		Portion
								Addison, IL 60101						Addison, IL 60101			Huntley, IL 60142			Arlington Heights, IL 60005		
							Proposal Guarantee:															
							Terms:															
							Approved Engineer's Estimate				QUANTITIES		COST									
Item No.	Item	Delivery	Unit	Quantity	Unit Price	Total	Unit Price	Total	WWTP	HOBSON	WWTP	HOBSON	TOTAL	Unit Price	Total		Unit Price	Total		Unit Price	Total	
	Earth Excavation		CY	230	50.00	$ 11,500.00	50.00	$ 11,500.00	50.00	90.00	$ 2,500.00	$ 4,500.00	$ 7,000.00	40.00	$ 9,200.00	$ 5,600.00	24.00	$ 5,520.00	$ 3,360.00	42.00	$ 9,660.00	$ 5,880.00
	Removal and Disposal of Unsuitable Material		CY	50	50.00	$ 2,500.00	60.00	$ 3,000.00						40.00	$ 2,000.00	$ -	24.00	$ 1,200.00	$ -	42.00	$ 2,100.00	$ -
	Aggregate Base Course, Type B, 12" (CA-1)		CY	170	50.00	$ 8,500.00	45.00	$ 7,650.00	50.00	90.00	$ 2,250.00	$ 4,050.00	$ 6,300.00	35.00	$ 5,950.00	$ 4,900.00	44.00	$ 7,480.00	$ 6,160.00	35.00	$ 5,950.00	$ 4,900.00
	Aggregate for Temporary Access		TN	200	15.00	$ 3,000.00	5.00	$ 1,000.00						7.00	$ 1,400.00	$ -	15.00	$ 3,000.00	$ -	1.00	$ 200.00	$ -
	Bituminous Materials (Tack Coat)		LB	35,317	0.20	$ 7,063.40	0.01	$ 353.17	100.00	100.00	$ 1.00	$ 1.00	$ 2.00	0.10	$ 3,531.70	$ 20.00	0.01	$ 353.17	$ 2.00	0.75	$ 26,487.75	$ 150.00
	Leveling Binder (Machine Method), N50		TN	2,957	67.00	$ 198,119.00	62.50	$ 184,812.50	20.00	0.00	$ 1,250.00	$ -	$ 1,250.00	65.00	$ 192,205.00	$ 1,300.00	70.00	$ 206,990.00	$ 1,400.00	63.50	$ 187,769.50	$ 1,270.00
	Temporary Ramp		SY	100	25.00	$ 2,500.00	7.50	$ 750.00						10.00	$ 1,000.00	$ -	10.00	$ 1,000.00	$ -	2.50	$ 250.00	$ -
	HMA Surface Course, Mix D, N50, 2"		TN	6,684	65.00	$ 434,460.00	62.50	$ 417,750.00	320.00	80.00	$ 20,000.00	$ 5,000.00	$ 25,000.00	65.00	$ 434,460.00	$ 26,000.00	69.50	$ 464,538.00	$ 27,800.00	67.50	$ 451,170.00	$ 27,000.00
	Portland Concrete Sidewalk 5"		SF	5,575	6.00	$ 33,450.00	5.50	$ 30,662.50	175.00	0.00	$ 962.50	$ -	$ 962.50	5.96	$ 33,227.00	$ 1,043.00	6.90	$ 38,467.50	$ 1,207.50	6.00	$ 33,450.00	$ 1,050.00
	Detectable Warnings		SF	572	22.00	$ 12,584.00	34.00	$ 19,448.00						25.25	$ 14,443.00	$ -	25.00	$ 14,300.00	$ -	28.00	$ 16,016.00	$ -
	HMA Surface Removal 2"		SY	10,089	2.25	$ 22,700.25	3.00	$ 30,267.00	300.00	65.00	$ 900.00	$ 195.00	$ 1,095.00	1.80	$ 18,160.20	$ 657.00	1.80	$ 18,160.20	$ 657.00	3.40	$ 34,302.60	$ 1,241.00
	HMA Surface Removal 2.5"		SY	67,983	2.50	$ 169,957.50	2.00	$ 135,966.00						1.80	$ 122,369.40	$ -	2.35	$ 159,760.05	$ -	3.10	$ 210,747.30	$ -
	Driveway Pavement Removal		SY	876	15.00	$ 13,140.00	13.00	$ 11,388.00						7.53	$ 6,596.28	$ -	12.00	$ 10,512.00	$ -	1.00	$ 876.00	$ -
	Combination Curb and Gutter Removal		FT	4,380	10.00	$ 43,800.00	4.00	$ 17,520.00						5.05	$ 22,119.00	$ -	5.00	$ 21,900.00	$ -	5.00	$ 21,900.00	$ -
	Sidewalk Removal		SF	5,810	2.00	$ 11,620.00	1.25	$ 7,262.50	235.00	0.00	$ 293.75	$ -	$ 293.75	1.01	$ 5,868.10	$ 237.35	1.00	$ 5,810.00	$ 235.00	1.75	$ 10,167.50	$ 411.25
	Class D Patches, Type II, 2" - HMA Surface Course, Mix D, N50, 2"		SY	14	50.00	$ 700.00	80.00	$ 1,120.00						20.00	$ 280.00	$ -	22.00	$ 308.00	$ -	50.00	$ 700.00	$ -
	Class D Patches, Type III, 2" - HMA Surface Course, Mix D, N50, 2"		SY	109	50.00	$ 5,450.00	25.00	$ 2,725.00						20.00	$ 2,180.00	$ -	19.00	$ 2,071.00	$ -	20.00	$ 2,180.00	$ -
	Class D Patches, Type IV, 2" - HMA Surface Course, Mix D, N50, 2"		SY	4,601	30.00	$ 138,030.00	13.00	$ 59,813.00						18.00	$ 82,818.00	$ -	18.50	$ 85,118.50	$ -	16.00	$ 73,616.00	$ -
	Class D Patches, Type I, 3" - HMA Surface Course, Mix D, N50, 3"		SY	108	50.00	$ 5,400.00	30.00	$ 3,240.00						23.00	$ 2,484.00	$ -	30.00	$ 3,240.00	$ -	75.00	$ 8,100.00	$ -
	Class D Patches, Type III, 3" - HMA Surface Course, Mix D, N50, 3"		SY	9	50.00	$ 450.00	90.00	$ 810.00						25.00	$ 225.00	$ -	29.00	$ 261.00	$ -	75.00	$ 675.00	$ -
	Class D Patches, Type IV, 3" - HMA Surface Course, Mix D, N50, 3"		SY	28	30.00	$ 840.00	80.00	$ 2,240.00						25.00	$ 700.00	$ -	28.00	$ 784.00	$ -	75.00	$ 2,100.00	$ -
	Class D Patches, Type II, 4"		SY	133	50.00	$ 6,650.00	30.00	$ 3,990.00	6.00	0.00	$ 180.00	$ -	$ 180.00	40.00	$ 5,320.00	$ 240.00	36.00	$ 4,788.00	$ 216.00	36.75	$ 4,887.75	$ 220.50
	Class D Patches, Type III, 4"		SY	127	50.00	$ 6,350.00	34.00	$ 4,318.00	0.00	20.00	$ -	$ 680.00	$ 680.00	40.00	$ 5,080.00	$ 800.00	33.50	$ 4,254.50	$ 670.00	36.75	$ 4,667.25	$ 735.00
	Class D Patches, Type IV, 4"		SY	329	45.00	$ 14,805.00	28.00	$ 9,212.00	125.00	0.00	$ 3,500.00	$ -	$ 3,500.00	35.00	$ 11,515.00	$ 4,375.00	33.00	$ 10,857.00	$ 4,125.00	36.75	$ 12,090.75	$ 4,593.75
	Class D Patches, Type II, 6"		SY	35	50.00	$ 1,750.00	38.00	$ 1,330.00	25.00	6.00	$ 950.00	$ 228.00	$ 1,178.00	60.00	$ 2,100.00	$ 1,860.00	45.00	$ 1,575.00	$ 1,395.00	47.75	$ 1,671.25	$ 1,480.25
	Class D Patches, Type III, 6"		SY	16	50.00	$ 800.00	60.00	$ 960.00			$ -	$ -	$ -	60.00	$ 960.00	$ -	42.00	$ 672.00	$ -	47.75	$ 764.00	$ -
	Class D Patches, Type IV, 6"		SY	1,389	45.00	$ 62,505.00	38.00	$ 52,782.00	175.00	130.00	$ 6,650.00	$ 4,940.00	$ 11,590.00	55.00	$ 76,395.00	$ 16,775.00	42.00	$ 58,338.00	$ 12,810.00	47.75	$ 66,324.75	$ 14,563.75
	Class D Patches, Type IV, 10"		SY	700	70.00	$ 49,000.00	68.00	$ 47,600.00						100.00	$ 70,000.00	$ -	83.00	$ 58,100.00	$ -	65.00	$ 45,500.00	$ -
	Combination Concrete Curb and Gutter, Type B6.12		FT	4,280	22.00	$ 94,160.00	23.00	$ 98,440.00						23.23	$ 99,424.40	$ -	23.00	$ 98,440.00	$ -	21.00	$ 89,880.00	$ -
	Combination Concrete Curb and Gutter, Type B6.24		FT	50	35.00	$ 1,750.00	37.00	$ 1,850.00						50.50	$ 2,525.00	$ -	50.00	$ 2,500.00	$ -	30.00	$ 1,500.00	$ -
	Non-Special Waste Disposal		CY	50	100.00	$ 5,000.00	90.00	$ 4,500.00						40.00	$ 2,000.00	$ -	100.00	$ 5,000.00	$ -	100.00	$ 5,000.00	$ -
	Traffic Control and Protection, Standard 701006-05 (Lombard)		LS	1	1,500.00	$ 1,500.00	1.00	$ 1.00						1.01	$ 1.01	$ -	1.00	$ 1.00	$ -	1.00	$ 1.00	$ -
	Traffic Control and Protection, Standard 701301-04 (Lombard)		LS	1	1,500.00	$ 1,500.00	1.00	$ 1.00						1.01	$ 1.01	$ -	1.00	$ 1.00	$ -	1.00	$ 1.00	$ -
	Traffic Control and Protection, Standard 701311-03 (Lombard)		LS	1	1,000.00	$ 1,000.00	1.00	$ 1.00						1.01	$ 1.01	$ -	1.00	$ 1.00	$ -	1.00	$ 1.00	$ -
	Traffic Control and Protection, Standard 701501-06 (Lombard)		LS	1	15,000.00	$ 15,000.00	80,000.00	$ 80,000.00						49,000.00	$ 49,000.00	$ -	27,000.00	$ 27,000.00	$ -	43,123.60	$ 43,123.60	$ -
	Traffic Control and Protection, Standard 701801-06 (Lombard)		LS	1	1,000.00	$ 1,000.00	1.00	$ 1.00						1,010.00	$ 1,010.00	$ -	1.00	$ 1.00	$ -	1.00	$ 1.00	$ -
	Traffic Control and Protection, Standard 701501-06 (Bensenville)		LS	1	2,500.00	$ 2,500.00	1,150.00	$ 1,150.00						7,575.00	$ 7,575.00	$ -	1,000.00	$ 1,000.00	$ -	1,150.00	$ 1,150.00	$ -
	Traffic Control and Protection (Downers Grove Sanitary District)		LS	1	2,500.00	$ 2,500.00	1,200.00	$ 1,200.00	1.00	0.00	$ 1,200.00	$ -	$ 1,200.00	757.50	$ 757.50	$ 757.50	1,000.00	$ 1,000.00	$ 1,000.00	1,200.00	$ 1,200.00	$ 1,200.00
	Traffic Control and Protection (Woodridge)		LS	1	2,500.00	$ 2,500.00	1,150.00	$ 1,150.00						5,050.00	$ 5,050.00	$ -	1,000.00	$ 1,000.00	$ -	1,150.00	$ 1,150.00	$ -
	Thermoplastic Pavement Marking - Letters & Symbols		SF	111	4.00	$ 444.00	4.00	$ 444.00						4.04	$ 448.44	$ -	4.40	$ 488.40	$ -	4.00	$ 444.00	$ -
	Thermoplastic Pavement Marking - Line 4"		FT	9,702	1.00	$ 9,702.00	0.55	$ 5,336.10						0.56	$ 5,433.12	$ -	0.65	$ 6,306.30	$ -	0.55	$ 5,336.10	$ -
	Thermoplastic Pavement Marking - Line 6"		FT	498	1.50	$ 747.00	0.80	$ 398.40						0.81	$ 403.38	$ -	0.85	$ 423.30	$ -	0.80	$ 398.40	$ -
	Thermoplastic Pavement Marking - Line 12"		FT	831	2.50	$ 2,077.50	1.50	$ 1,246.50						1.52	$ 1,263.12	$ -	1.65	$ 1,371.15	$ -	1.50	$ 1,246.50	$ -
	Thermoplastic Pavement Marking - Line 24"		FT	396	4.00	$ 1,584.00	4.00	$ 1,584.00						4.04	$ 1,599.84	$ -	4.20	$ 1,663.20	$ -	4.00	$ 1,584.00	$ -
	HMA Driveway Pavement 3"		SY	558	30.00	$ 16,740.00	20.00	$ 11,160.00						35.00	$ 19,530.00	$ -	18.00	$ 10,044.00	$ -	41.50	$ 23,157.00	$ -
	HMA Driveway Pavement 4"		SY	10	40.00	$ 400.00	75.00	$ 750.00						45.00	$ 450.00	$ -	25.00	$ 250.00	$ -	56.00	$ 560.00	$ -
	HMA Driveway Pavement 5"		SY	10	50.00	$ 500.00	75.00	$ 750.00						55.00	$ 550.00	$ -	29.00	$ 290.00	$ -	70.00	$ 700.00	$ -
	Drainage & Utility Structures to be Adjusted		EA	41	500.00	$ 20,500.00	450.00	$ 18,450.00	3.00	1.00	$ 1,350.00	$ 450.00	$ 1,800.00	300.00	$ 12,300.00	$ 1,200.00	525.00	$ 21,525.00	$ 2,100.00	350.00	$ 14,350.00	$ 1,400.00
	Drainage & Utility Structures to be Reconstructed		EA	5	1,500.00	$ 7,500.00	1,910.00	$ 9,550.00						1,200.00	$ 6,000.00	$ -	2,500.00	$ 12,500.00	$ -	1,000.00	$ 5,000.00	$ -
	Pulverized Topsoil, Furnished and Placed 4" (Special)		SY	1,520	4.00	$ 6,080.00	7.20	$ 10,944.00	20.00	300.00	$ 144.00	$ 2,160.00	$ 2,304.00	5.30	$ 8,056.00	$ 1,696.00	5.50	$ 8,360.00	$ 1,760.00	5.00	$ 7,600.00	$ 1,600.00
	Seeding, Class 1A (Special)		SY	1,520	2.00	$ 3,040.00	1.30	$ 1,976.00	20.00	300.00	$ 26.00	$ 390.00	$ 416.00	1.01	$ 1,535.20	$ 323.20	1.10	$ 1,672.00	$ 352.00	0.50	$ 760.00	$ 160.00
	Erosion Control Blanket		SY	1,520	3.50	$ 5,320.00	1.40	$ 2,128.00	20.00	300.00	$ 28.00	$ 420.00	$ 448.00	1.21	$ 1,839.20	$ 387.20	1.30	$ 1,976.00	$ 416.00	3.00	$ 4,560.00	$ 960.00
	PCC Driveway Pavement 6" (Special)		SY	298	60.00	$ 17,880.00	42.00	$ 12,516.00						70.70	$ 21,068.60		70.00	$ 20,860.00	$ -	71.00	$ 21,158.00	$ -
						$ -		$ -							$ -			$ -			$ -	
	Total Bid:					As Read:		1,334,996.67			$ 42,185.25	$ 23,014.00	$ 65,199.25		1,380,408.51	68,171.25		1,413,031.27	65,665.50		1,464,185.00	68,815.50
						As Calculated:		1,334,996.67							1,380,408.51			1,413,031.27			1,464,185.00	

Board of Trustees
Wallace D. Van Buren
President
Amy S. Kovacevic
Vice President
Paul W. Coultrap
Clerk

Downers Grove
Sanitary District

2710 Curtiss Street
P.O. Box 1412
Downers Grove, IL 60515-0703
Phone: 630-969-0664
Fax: 630-969-0827
www.dgsd.org

General Manager
Nicholas J. Menninga

Legal Counsel
Michael G. Philipp

Providing a Better Environment for South Central DuPage County

MEMO

TO: Board of Trustees

FROM: Nick Menninga, General Manager

DATE: May 11, 2018

SUBJECT: Contract Award, Westmont Alley Sewer Replacement

This year we budgeted $1,350,000 to replace certain aging sewers in Westmont. Baxter & Woodman prepared detailed plans and specifications for the replacement of the alley sewer in the alley immediately west of Lincoln Avenue in the 1K-028 drainage basin, including two alternate sections, as shown on this map:

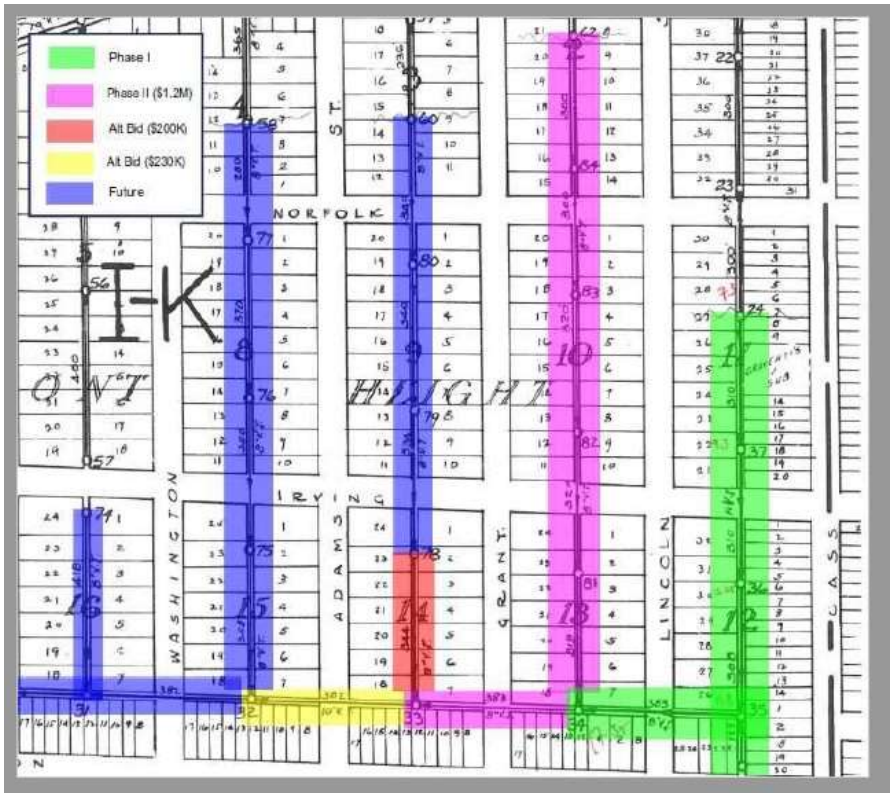

The project was advertised for bidding, and included a pre-qualification approval prior to obtaining plans and specs. We pre-qualified a total of 5 plan holders, but received only three bids, which were opened on May 8, 2018. The engineer's estimate of probable cost is shown on the attached bid tab.

Baxter & Woodman has reviewed the bids and recommends award to Uno Construction Co. Inc. of Downers Grove, Illinois, as the lowest responsive, responsible bidder, with a base bid price of $1,052,140. Since there is available budget to complete Alternate 1, the recommendation includes awarding an additional $252,385 for Alternate 1. Their recommendation letter is attached.

We have worked successfully with this contractor on numerous similar projects, and have a high degree of confidence in their ability to complete the project.

I will be seeking approval from the Board of Trustees to award the 1K-028 Basin Rehabilitation Phase 2 Contract including Alternate 1 in the total amount of $1,304,525 to the lowest responsive, responsible bidder, Uno Construction Co. Inc. of Downers Grove, Illinois, and for the General Manager and Assistant Clerk to sign the same.

C: BOLI, RPS, TTC, MGP, DJW

BAXTER & WOODMAN
Consulting Engineers
8840 West 192nd Street, Mokena, IL 60448 • 815.459.1260 • baxterwoodman.com

May 10, 2018

President and Board of Trustees
Downers Grove Sanitary District
2710 Curtiss Street
P.O. Box 1412
Downers Grove, Illinois 60515

Attention: Mr. Nicholas J. Menninga, P.E., General Manager

RECOMMENDATION TO AWARD

Subject: Downers Grove Sanitary District – 1K-028 Flow Basin Rehabilitation – Phase 2

Dear President and Trustees:

The following bids were received for the Project on May 8, 2018:

Bidder	Base Bid	Alternate 1	Alternate 2
Uno Construction Co., Inc. Downers Grove, Illinois	$1,052,140.00	$252,385.00	$161,750.00
Superior Excavating Co. Channahon, Illinois	$1,322,193.00	$283,671.00	$166,352.00
H. Linden & Sons Sewer & Water Plano, Illinois	$1,826,860.00	$374,900.00	$209,050.00

Our pre-bid opinion of probable cost for the project were:

	Base Bid	Alternate 1	Alternate 2
Engineer Opinion of Probable Cost	$1,146,200.00	$268,000.00	$182,800.00

The project was bid with two alternate bids. The alternates were included to allow the District to utilize the capital improvements budget if bids were lower than expected. Alternate 1 provided the option to add 380 feet of sewer length to the project going eastward. Alternate 2 provided the option to add 340 feet of sewer length to the project going northward. **With the bids received, we recommend the District proceed with the Base Bid and Alternate 1.**

We have analyzed each of the bids and find Uno Construction to be the lowest, responsible, and responsive bidder. Based on our prior experience with this bidder, and their experience completing similar projects, we believe that Uno Construction is qualified to complete the project.

We recommend award of the Contract to Uno Construction in the amount of $1,304,525.00 which includes the base bid amount of $1,052,140.00 and the Alternate 1 bid amount of $252,385.00. The executed bid tab is enclosed for your files.

Please advise me of your decision.

Sincerely,

BAXTER & WOODMAN, INC.
CONSULTING ENGINEERS

Derek J. Wold, P.E., BCEE
Vice-President / Water-Wastewater Group Leader

Enc.

I:\ Crystal Lake\DGSD1\150980 - 1K-028 Basin Rehab\41-Phase 2\Award - Recommendation - 1K-028 Basin Rehabilitation PH2.doc

DOWNERS GROVE SANITARY DISTRICT
1K-028 Flow Basin Rehabilitation - Phase 2
May 8, 2018 @ 10:00 A.M.

Engineer's Job No. 150980.41

No.	Pay Item	Approximate Quantity		Engineer's Estimate Unit Price	Engineer's Estimate Amount	Uno Construction Co., Inc. Unit Price	Uno Construction Co., Inc. Amount	Superior Excavating Co. Unit Price	Superior Excavating Co. Amount	H. Linden & Sons Sewer & Water Unit Price	H. Linden & Sons Sewer & Water Amount
	BASE BID										
1.2	REMOVE AND REPLACE SANITARY SEWER										
	8-inch PVC SDR-26, ASTM D2241										
	8-12 feet deep	1,070	lin. ft.	$ 170.00	$ 181,900.00	$180.00	$192,600.00	$171.00	$182,970.00	$175.00	$187,250.00
	12-16 feet deep	220	lin. ft.	$ 200.00	$ 44,000.00	$200.00	$44,000.00	$200.00	$44,000.00	$300.00	$66,000.00
	16-20 feet deep	320	lin. ft.	$ 225.00	$ 72,000.00	$200.00	$64,000.00	$365.00	$116,800.00	$450.00	$144,000.00
	10-inch PVC SDR-26, ASTM D2241										
	12-16 feet deep	35	lin. ft.	$ 210.00	$ 7,350.00	$205.00	$7,175.00	$200.00	$7,000.00	$400.00	$14,000.00
	16-20 feet deep	375	lin. ft.	$ 240.00	$ 90,000.00	$220.00	$82,500.00	$367.00	$137,625.00	$500.00	$187,500.00
1.3	REMOVE AND REPLACE SANITARY SEWER MANHOLES:										
	4-foot dia, 8-12 feet deep	4	each	$ 7,000.00	$ 28,000.00	$7,000.00	$28,000.00	$8,000.00	$32,000.00	$7,000.00	$28,000.00
	4-foot dia, 12-16 feet deep	1	each	$ 10,000.00	$ 10,000.00	$11,000.00	$11,000.00	$13,000.00	$13,000.00	$8,000.00	$8,000.00
	4-foot dia, 16-20 feet deep	1	each	$ 16,000.00	$ 16,000.00	$22,000.00	$22,000.00	$23,000.00	$23,000.00	$10,000.00	$10,000.00
1.4	BUILDING SERVICE BRANCH FITTING:										
	8X6-inch	52	each	$ 950.00	$ 49,400.00	$225.00	$11,700.00	$317.00	$16,484.00	$1,000.00	$52,000.00
	10x6 inch	9	each	$ 1,000.00	$ 9,000.00	$260.00	$2,340.00	$435.00	$3,915.00	$1,200.00	$10,800.00
1.5	BUILDING SERVICE LINES:										
	6-INCH PVC SDR-26, ASTM D2241	610	lin. ft.	$ 65.00	$ 39,650.00	$55.00	$33,550.00	$82.00	$50,020.00	$100.00	$61,000.00
1.6	BUILDING SERVICE RISER PIPE:										
	6-inch	61	vert.ft	$ 65.00	$ 3,965.00	$60.00	$3,660.00	$82.00	$5,002.00	$100.00	$6,100.00
1.7	BUILDING SERVICE CLEANOUT										
	6-inch	61	each	$ 900.00	$ 54,900.00	$1,500.00	$91,500.00	$2,000.00	$122,000.00	$2,000.00	$122,000.00
1.8	BUILDING SERVICE CLEANOUT CASING	61	each	$ 200.00	$ 12,200.00	$75.00	$4,575.00	$242.00	$14,762.00	$1,000.00	$61,000.00
1.9	TELEVISING OF NEW SEWER FOR FINAL INSPECTION:										
	8-inch	1,610	lin. ft.	$ 5.00	$ 8,050.00	$5.00	$8,050.00	$7.00	$11,270.00	$4.00	$6,440.00
	10-inch	410	lin. ft.	$ 5.00	$ 2,050.00	$5.00	$2,050.00	$7.00	$2,870.00	$4.00	$1,640.00
1.10	GRANULAR BACKFILL:										
	Sanitary Sewer:										
	8-12 feet deep, 8-inch dia.	1,075	lin. ft.	$ 70.00	$ 75,250.00	$60.00	$64,500.00	$75.00	$80,625.00	$100.00	$107,500.00
	12-16 feet deep, 8-inch dia.	225	lin. ft.	$ 125.00	$ 28,125.00	$90.00	$20,250.00	$103.00	$23,175.00	$150.00	$33,750.00
	16-20 feet deep, 8-inch dia.	325	lin. ft.	$ 150.00	$ 48,750.00	$100.00	$32,500.00	$132.00	$42,900.00	$200.00	$65,000.00
	12-16 feet deep, 10-inch dia.	40	lin. ft.	$ 130.00	$ 5,200.00	$110.00	$4,400.00	$103.00	$4,120.00	$150.00	$6,000.00
	16-20 feet deep, 10-inch dia.	380	lin. ft.	$ 155.00	$ 58,900.00	$115.00	$43,700.00	$132.00	$50,160.00	$200.00	$76,000.00
	Storm Sewer										
	0-8 feet deep, 8-inch dia.	520	lin. ft.	$ 50.00	$ 26,000.00	$40.00	$20,800.00	$16.00	$8,320.00	$95.00	$49,400.00
	0-8 feet deep, 18-inch dia.	30	lin. ft.	$ 60.00	$ 1,800.00	$125.00	$3,750.00	$16.00	$480.00	$140.00	$4,200.00
1.11	REMOVE AND REPLACE STORM SEWER AND STRUCTURES										
	8-inch PVC	510	lin. ft.	$ 70.00	$ 35,700.00	$40.00	$20,400.00	$47.00	$23,970.00	$79.00	$40,290.00
	18-inch PVC	25	lin. ft.	$ 125.00	$ 3,125.00	$50.00	$1,250.00	$47.00	$1,175.00	$98.00	$2,450.00

DOWNERS GROVE SANITARY DISTRICT
1K-028 Flow Basin Rehabilitation - Phase 2
May 8, 2018 @ 10:00 A.M.

Engineer's Job No. 150980.41

No.	Pay Item	Approximate Quantity		Engineer's Estimate Unit Price	Engineer's Estimate Amount	Uno Construction Co., Inc. Unit Price	Uno Construction Co., Inc. Amount	Superior Excavating Co. Unit Price	Superior Excavating Co. Amount	H. Linden & Sons Sewer & Water Unit Price	H. Linden & Sons Sewer & Water Amount
	Catch Basin, 2-ft Dia, 0-8 ft deep	3	each	$ 2,500.00	$ 7,500.00	$1,900.00	$5,700.00	$1,300.00	$3,900.00	$1,500.00	$4,500.00
	Catch Basin, 3-ft Dia, 0-8 ft deep	1	each	$ 3,000.00	$ 3,000.00	$2,400.00	$2,400.00	$1,800.00	$1,800.00	$2,500.00	$2,500.00
	Catch Basin, 4-ft Dia, 0-8 ft deep	1	each	$ 4,000.00	$ 4,000.00	$2,750.00	$2,750.00	$2,400.00	$2,400.00	$2,800.00	$2,800.00
1.12	PAVEMENT RESTORATION:										
	Gravel Alley	2,500	sq. yd.	$ 30.00	$ 75,000.00	$18.00	$45,000.00	$4.00	$10,000.00	$10.00	$25,000.00
	HMA Street	80	sq. yd.	$ 100.00	$ 8,000.00	$85.00	$6,800.00	$80.00	$6,400.00	$125.00	$10,000.00
	Gravel Parking Lot	45	sq. yd.	$ 25.00	$ 1,125.00	$18.00	$810.00	$4.00	$180.00	$10.00	$450.00
	Bituminous Parking Lot	70	sq. yd.	$ 65.00	$ 4,550.00	$65.00	$4,550.00	$65.00	$4,550.00	$80.00	$5,600.00
	Concrete Driveway (Alley Apron)	240	sq. yd.	$ 125.00	$ 30,000.00	$90.00	$21,600.00	$105.00	$25,200.00	$78.00	$18,720.00
	Sidewalk	250	sq. ft.	$ 30.00	$ 7,500.00	$10.00	$2,500.00	$12.00	$3,000.00	$15.00	$3,750.00
	Combined Concrete Curb and Gutter	60	lin. ft.	$ 50.00	$ 3,000.00	$40.00	$2,400.00	$52.00	$3,120.00	$42.00	$2,520.00
1.13	LAWN AND PARKWAY RESTORATION										
	4-inch Topsoil and Sod	60	sq. yd.	$ 15.00	$ 900.00	$18.00	$1,080.00	$20.00	$1,200.00	$20.00	$1,200.00
1.14	REMOVAL OF FENCE	1	lump sum	$ 4,000.00	$ 4,000.00	$1,500.00	$1,500.00	$1,500.00	$1,500.00	$1,000.00	$1,000.00
1.15	TEMPORARY FENCING:	3,600	lin. ft.	$ 3.00	$ 10,800.00	$5.00	$18,000.00	$3.00	$10,800.00	$5.00	$18,000.00
1.16	MISCELLANEOUS RESTORATION:	61	ea.	$ 500.00	$ 30,500.00	$500.00	$30,500.00	$500.00	$30,500.00	$500.00	$30,500.00
1.17	TRAFFIC CONTROL AND PROTECTION:	1	lump sum	$ 45,000.00	$ 45,000.00	$86,300.00	$86,300.00	$200,000.00	$200,000.00	$350,000.00	$350,000.00
	TOTAL AMOUNT FOR BASE BID:				***$ 1,146,200.00***		***$1,052,140.00***		***$1,322,193.00***		***$1,826,860.00***

DOWNERS GROVE SANITARY DISTRICT
1K-028 Flow Basin Rehabilitation - Phase 2
May 8, 2018 @ 10:00 A.M.

Engineer's Job No. 150980.41

No.	Pay Item	Approximate Quantity		Engineer's Estimate Unit Price	Engineer's Estimate Amount	Uno Construction Co., Inc. Unit Price	Uno Construction Co., Inc. Amount	Superior Excavating Co. Unit Price	Superior Excavating Co. Amount	H. Linden & Sons Sewer & Water Unit Price	H. Linden & Sons Sewer & Water Amount
	ALTERNATE BID 1										
1.2	REMOVE AND REPLACE SANITARY SEWER 10-inch PVC SDR-26, ASTM D2241										
	12-16 feet deep	20	lin. ft.	$ 210.00	$ 4,200.00	$205.00	$4,100.00	$200.00	$4,000.00	$400.00	$8,000.00
	16-20 feet deep	360	lin. ft.	$ 240.00	$ 86,400.00	$300.00	$108,000.00	$367.00	$132,120.00	$500.00	$180,000.00
1.3	REMOVE AND REPLACE SANITARY SEWER MANHOLES:										
	4-foot dia, 16-20 feet deep	1	each	$ 16,000.00	$ 16,000.00	$22,000.00	$22,000.00	$23,000.00	$23,000.00	$10,000.00	$10,000.00
1.4	BUILDING SERVICE BRANCH FITTING:										
	10x6 inch	9	each	$ 1,000.00	$ 9,000.00	$260.00	$2,340.00	$435.00	$3,915.00	$1,000.00	$9,000.00
1.5	BUILDING SERVICE LINES:										
	6-INCH PVC SDR-26, ASTM D2241	90	lin. ft.	$ 65.00	$ 5,850.00	$55.00	$4,950.00	$82.00	$7,380.00	$100.00	$9,000.00
1.6	BUILDING SERVICE RISER PIPE:										
	6-inch	9	vert.ft	$ 65.00	$ 585.00	$60.00	$540.00	$82.00	$738.00	$100.00	$900.00
1.7	BUILDING SERVICE CLEANOUT										
	6-inch	9	each	$ 900.00	$ 8,100.00	$1,500.00	$13,500.00	$2,000.00	$18,000.00	$2,000.00	$18,000.00
1.8	BUILDING SERVICE CLEANOUT CASING	9	each	$ 200.00	$ 1,800.00	$75.00	$675.00	$242.00	$2,178.00	$1,000.00	$9,000.00
1.9	TELEVISING OF NEW SEWER FOR FINAL INSPECTION:										
	10-inch	380	lin. ft.	$ 5.00	$ 1,900.00	$5.00	$1,900.00	$7.00	$2,660.00	$4.00	$1,520.00
1.10	GRANULAR BACKFILL:										
	Sanitary Sewer:										
	12-16 feet deep, 10-inch dia.	20	lin. ft.	$ 130.00	$ 2,600.00	$110.00	$2,200.00	$103.00	$2,060.00	$150.00	$3,000.00
	16-20 feet deep, 10-inch dia.	360	lin. ft.	$ 155.00	$ 55,800.00	$115.00	$41,400.00	$132.00	$47,520.00	$200.00	$72,000.00
1.12	PAVEMENT RESTORATION:										
	Gravel Alley	500	sq. yd.	$ 50.00	$ 25,000.00	$18.00	$9,000.00	$4.00	$2,000.00	$10.00	$5,000.00
	HMA Street	30	sq. yd.	$ 100.00	$ 3,000.00	$85.00	$2,550.00	$80.00	$2,400.00	$125.00	$3,750.00
	Gravel Parking Lot	15	sq. yd.	$ 25.00	$ 375.00	$18.00	$270.00	$4.00	$60.00	$10.00	$150.00
	Bituminous Parking Lot	20	sq. yd.	$ 65.00	$ 1,300.00	$65.00	$1,300.00	$65.00	$1,300.00	$80.00	$1,600.00
	Concrete Driveway (Alley Apron)	80	sq. yd.	$ 125.00	$ 10,000.00	$90.00	$7,200.00	$105.00	$8,400.00	$78.00	$6,240.00
	Sidewalk	100	sq. ft.	$ 30.00	$ 3,000.00	$10.00	$1,000.00	$12.00	$1,200.00	$15.00	$1,500.00
	Combined Concrete Curb and Gutter	20	lin. ft.	$ 50.00	$ 1,000.00	$40.00	$800.00	$52.00	$1,040.00	$42.00	$840.00
1.13	LAWN AND PARKWAY RESTORATION										
	4-inch Topsoil and Sod	20	sq. yd.	$ 15.00	$ 300.00	$18.00	$360.00	$20.00	$400.00	$20.00	$400.00
1.14	REMOVAL OF FENCE	1	lump sum	$ 4,000.00	$ 4,000.00	$1,500.00	$1,500.00	$500.00	$500.00	$1,000.00	$1,000.00
1.15	TEMPORARY FENCING:	600	lin. ft.	$ 3.00	$ 1,800.00	$5.00	$3,000.00	$3.00	$1,800.00	$5.00	$3,000.00
1.16	MISCELLANEOUS RESTORATION:	12	ea.	$ 500.00	$ 6,000.00	$500.00	$6,000.00	$500.00	$6,000.00	$500.00	$6,000.00

DOWNERS GROVE SANITARY DISTRICT
1K-028 Flow Basin Rehabilitation - Phase 2
May 8, 2018 @ 10:00 A.M.

Engineer's Job No. 150980.41

No.	Pay Item	Approximate Quantity		Engineer's Estimate Unit Price	Engineer's Estimate Amount	Uno Construction Co., Inc. Unit Price	Uno Construction Co., Inc. Amount	Superior Excavating Co. Unit Price	Superior Excavating Co. Amount	H. Linden & Sons Sewer & Water Unit Price	H. Linden & Sons Sewer & Water Amount
1.17	TRAFFIC CONTROL AND PROTECTION:	1	lump sum	$ 20,000.00	$ 20,000.00	$17,800.00	$17,800.00	$15,000.00	$15,000.00	$25,000.00	$25,000.00
	TOTAL AMOUNT FOR ALTERNATE BID 1:				***$ 268,000.00***		***$252,385.00***		***$283,671.00***		***$374,900.00***

DOWNERS GROVE SANITARY DISTRICT
1K-028 Flow Basin Rehabilitation - Phase 2
May 8, 2018 @ 10:00 A.M.

Engineer's Job No. 150980.41

No.	Pay Item	Approximate Quantity		Engineer's Estimate Unit Price	Engineer's Estimate Amount	Uno Construction Co., Inc. Unit Price	Uno Construction Co., Inc. Amount	Superior Excavating Co. Unit Price	Superior Excavating Co. Amount	H. Linden & Sons Sewer & Water Unit Price	H. Linden & Sons Sewer & Water Amount
	ALTERNATE BID 2										
1.2	REMOVE AND REPLACE SANITARY SEWER 8-inch PVC SDR-26, ASTM D2241 8-12 feet deep	340	lin. ft.	$ 170.00	$ 57,800.00	$180.00	$61,200.00	$171.00	$58,140.00	$175.00	$59,500.00
1.3	REMOVE AND REPLACE SANITARY SEWER MANHOLES: 4-foot dia, 8-12 feet deep	1	each	$ 7,000.00	$ 7,000.00	$7,000.00	$7,000.00	$8,000.00	$8,000.00	$7,000.00	$7,000.00
1.4	BUILDING SERVICE BRANCH FITTING: 8X6-inch	12	each	$ 950.00	$ 11,400.00	$225.00	$2,700.00	$317.00	$3,804.00	$1,000.00	$12,000.00
1.5	BUILDING SERVICE LINES: 6-INCH PVC SDR-26, ASTM D2241	120	lin. ft.	$ 65.00	$ 7,800.00	$55.00	$6,600.00	$82.00	$9,840.00	$100.00	$12,000.00
1.6	BUILDING SERVICE RISER PIPE: 6-inch	12	vert.ft	$ 65.00	$ 780.00	$60.00	$720.00	$82.00	$984.00	$100.00	$1,200.00
1.7	BUILDING SERVICE CLEANOUT 6-inch	12	each	$ 900.00	$ 10,800.00	$1,500.00	$18,000.00	$2,000.00	$24,000.00	$2,000.00	$24,000.00
1.8	BUILDING SERVICE CLEANOUT CASING	12	each	$ 200.00	$ 2,400.00	$75.00	$900.00	$242.00	$2,904.00	$1,000.00	$12,000.00
1.9	TELEVISING OF NEW SEWER FOR FINAL INSPECTION: 8-inch	340	lin. ft.	$ 5.00	$ 1,700.00	$5.00	$1,700.00	$7.00	$2,380.00	$4.00	$1,360.00
1.10	GRANULAR BACKFILL: Sanitary Sewer: 8-12 feet deep, 8-inch dia.	340	lin. ft.	$ 70.00	$ 23,800.00	$60.00	$20,400.00	$75.00	$25,500.00	$100.00	$34,000.00
1.12	PAVEMENT RESTORATION:										
	Gravel Alley	500	sq. yd.	$ 50.00	$ 25,000.00	$18.00	$9,000.00	$4.00	$2,000.00	$10.00	$5,000.00
	Gravel Parking Lot	15	sq. yd.	$ 25.00	$ 375.00	$18.00	$270.00	$4.00	$60.00	$10.00	$150.00
	Bituminous Parking Lot	20	sq. yd.	$ 65.00	$ 1,300.00	$65.00	$1,300.00	$65.00	$1,300.00	$80.00	$1,600.00
	Sidewalk	100	sq. ft.	$ 30.00	$ 3,000.00	$10.00	$1,000.00	$12.00	$1,200.00	$15.00	$1,500.00
	Combined Concrete Curb and Gutter	20	lin. ft.	$ 50.00	$ 1,000.00	$40.00	$800.00	$52.00	$1,040.00	$42.00	$840.00
1.13	LAWN AND PARKWAY RESTORATION 4-inch Topsoil and Sod	20	sq. yd.	$ 15.00	$ 300.00	$18.00	$360.00	$20.00	$400.00	$20.00	$400.00
1.14	REMOVAL OF FENCE	1	lump sum	$ 4,000.00	$ 4,000.00	$1,500.00	$1,500.00	$500.00	$500.00	$1,000.00	$1,000.00
1.15	TEMPORARY FENCING:	600	lin. ft.	$ 3.00	$ 1,800.00	$5.00	$3,000.00	$3.00	$1,800.00	$5.00	$3,000.00
1.16	MISCELLANEOUS RESTORATION:	15	ea.	$ 500.00	$ 7,500.00	$500.00	$7,500.00	$500.00	$7,500.00	$500.00	$7,500.00
1.17	TRAFFIC CONTROL AND PROTECTION:	1	lump sum	$ 15,000.00	$ 15,000.00	$17,800.00	$17,800.00	$15,000.00	$15,000.00	$25,000.00	$25,000.00
	TOTAL AMOUNT FOR ALTERNATE BID 2:				***$ 182,800.00***		***$161,750.00***		***$166,352.00***		***$209,050.00***

BOARD OF LOCAL IMPROVEMENTS
DOWNERS GROVE SANITARY DISTRICT

PROPOSED AGENDA
May 15, 2018
6:45 p.m.

I. Approve Minutes of August 15, 2017

II. Public Comment

III. P694: 2508 & 2520 College Road, Downers Grove – Nine Single Family Homes

IV. P695: 1140 Gilbert Avenue, Downers Grove – Five Attached Single Family Homes

BOARD OF LOCAL IMPROVEMENTS
MINUTES
August 15, 2017

A meeting of the Board of Local Improvements of the Downers Grove Sanitary District was held on Tuesday, August 15, 2017. The meeting was held at the District's Administration Center, 2710 Curtiss Street, Downers Grove. Present were Board Members Kenneth J. Rathje and Robert T. Jungwirth, General Manager Nicholas J. Menninga, Administrative Supervisor W. Clay Campbell, Sewer Construction Supervisor Ted Cherwak, Accounting Assistant Carly Shaw, Information Coordinator Alyssa J. Caballero, Trustees Wallace D. Van Buren, Amy S. Kovacevic and Paul W. Coultrap and Attorney Michael G. Philipp. President Rathje called the meeting to order at 6:45 p.m.

Minutes of June 20, 2017 Meeting

A motion was made by Jungwirth seconded by Rathje approving the minutes of the meeting held on June 20, 2017. The motion carried.

Public Comment – None

P963 – Sherman Avenue, Downers Grove

The Board reviewed a request for sanitary sewer service from Tony Montalbano of Rally Homes, owner, on two single family lots on a 1.00 gross acre parcel at Sherman Avenue, Downers Grove. The property is within the District's Facilities Planning Area, but is not within the District's current corporate limits. The proposed project is estimated to generate wastewater flows of 700 gallons per day, which is based on the standard flow estimate for a single family home of 350 gallons per day. This would result in a density of 7.0 PE per acre, which is within the District's design allocation of 10 PE per acre for residential parcels. These two lots are part of a five lot project by Rally Homes. Three of these five lots already have access to the public sanitary sewer main). Service can be provided to this project by connection to the existing District sewers located on Sherman Avenue. The downstream trunk sewers have adequate reserve capacity to serve this request. Staff recommended approval of this request. A motion was made by Jungwirth seconded by Rathje approving this request subject to annexation to a maximum flow of 700 gallons per day, receipt of an Illinois EPA permit, construction of the necessary sewer extension, payment of all fees per ordinance, compliance with all District ordinances, and standard conditions. The motion carried. (Votes recorded: Ayes–Rathje and Jungwirth.)

Upon a motion by Jungwirth seconded by Scacco, the meeting was adjourned at 6:49 p.m. The motion carried.

Approved: May 15, 2018

_____
President

Attest: _____
Clerk

BOARD OF LOCAL IMPROVEMENTS
May 15, 2018
STAFF BRIEFING

P694: 2508 & 2520 College Road, Downers Grove, IL

REQUEST:

Edward Calahan (2520 College) & Patricia Trowbridge (2508 College) Owner-Developers, are requesting sanitary sewer service for nine single family homes on a 3.5 gross acre parcel (combined acreage) at the above locations. The property is within the District's Facilities Planning Area (FPA), but it is not within the District's current corporate limits. These parcels are not contiguous to District boundaries and will require the annexation of the Elinor right-of-way to provide the necessary continuity. The proposed development will generate an estimated wastewater flow of 3,150 gallons per day or a density of 9.0 PE per acre, which is within the District design flow allocation for this residential use. This is based on a flow factor of 3.5 PE per house. The BOLI approved a request for a much larger development on these parcels on June 12, 2007 as P643.

SUMMARY:

Service can be provided to this property by extension of the District sewers located at Elinor and College. This is an approved variation of the Sanitary District's Unsewered Area Plan. The downstream trunk sewers have adequate reserve capacity to serve this request. Staff recommends approval of this request to a maximum flow of 2.18 gallons per minute (3,150 GPD), subject to annexation, receipt of an Illinois EPA permit, construction of the necessary sewer extension, payment of all fees per ordinance, compliance with all District ordinances and standard conditions.

P694

DATE 04/16/18

DOWNERS GROVE SANITARY DISTRICT
2710 CURTISS STREET
DOWNERS GROVE, ILLINOIS 60515
(630) 969-0664

SANITARY SEWER SERVICE REQUEST

Location 2508 and 2520 College Rd, Downers Grove

Legal Description Lot 48 & 55 Block Belmont Subdivision Part of Section 13, Townsip 38 North, Range 10 East of the Third Principal Meridian P.I.N. 0813106009, 0813106014

Name of Owner on Deed Edward F & Janet L Calahan, Patricia Ti Phone No. (630) 253-5229

Developer _____ Phone No. _____

Name of Person Making Request Edward F Calahan Phone No. (630) 253-5229

E mail: ed.calahan@fastsigns.com

Address (we will be sending information regarding this request; please be sure address is legible)

2520 College Rd, Downers Grove, IL 60516

This Applicant's Interest in This Property OWNER
(Owner/Developer/Beneficiary Land Trust, etc.)

Number of Acres Involved <3 Present Zoning R-4 Proposed Zoning R-4

Is the Property (A) Improved YES (B) Vacant _____

(A) If Improved, Describe Improvements 2 SF Homes on Public Water, Private Septic

Number & Type of Units _____

(B) If Vacant or Additional Improvements or Remodeling Are Proposed, Describe Subdividing and improving lo

_____ Number & Type of Units 9 - SF Homes

Estimated Starting Date of Project June 2018

If You Propose to Annex to a Community, Which One _____

NOTE: If this request is for

- a multiple family development, indicate the number of units for each bedroom count.
- a restaurant, indicate the seating capacity and hours of operation. If drive-up is proposed, give the number of orders per day.
- a commercial project, indicate the floor area.
- an office/warehouse or light manufacturing development, indicate the floor area.
- an office/research development, indicate the floor area and number of employees.
- commercial/industrial buildings(s), provide an estimate of wastewater flow in gallons per day

****SERVICE REQUEST APPROVALS ARE VALID FOR SIX MONTHS****

Downers Grove Sanitary District
Board of Local Improvements
2508 & 2520 College Road
P694

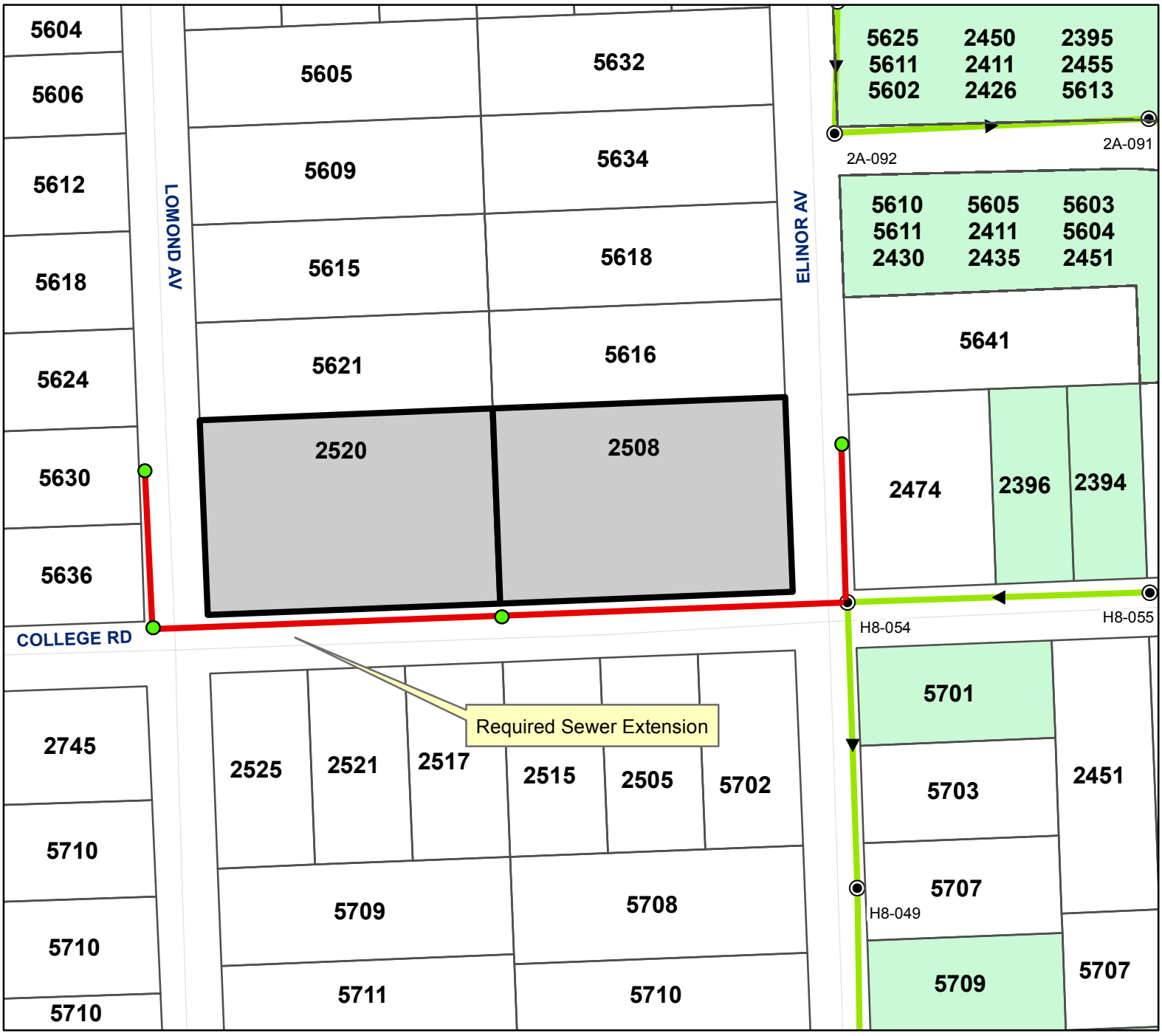

Legend

- P694
- Sanitary Manholes
- Sanitary Sewer
- DGSD Boundary

0 60 120 240 Feet

N W E S

PRELIMINARY PLAT OF SUBDIVISION

A SUBDIVISION OF LOTS 48 AND 55 IN FIRST ADDITION BELMONT PARK, BEING A SUBDIVISION OF PART OF SECTION 13, TOWNSHIP 38 NORTH, RANGE 10 EAST OF THE THIRD PRINCIPAL MERIDIAN ACCORDING TO THE PLAT THEREOF RECORDED DECEMBER 1, 1922 AS DOCUMENT NUMBER 161104, IN DUPAGE COUNTY, ILLINOIS.

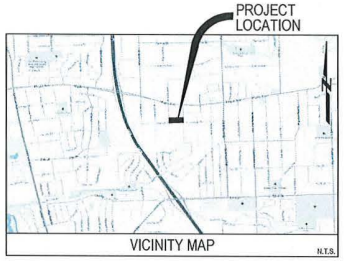

SITE DATA TABLE			
LOT #	PIN	STREET ADDRESS	EXISTING IMPERVIOUS AREA*
48	08-13-106-014-0000	2508 COLLEGE ROAD	5,980 SQ. FT.
55	08-13-106-009-0000	2520 COLLEGE ROAD	5,425 SQ. FT.

* MAXIMUM PROPOSED IMPERVIOUS AREA = EX. IMPERVIOUS AREA + 25,000 SQ. FT.
= 11,405 + 25,000 = 36,405 SQ. FT.
==> PER LOT: 36,405 / 9 LOTS = 4,045 SQ. FT.

GRAPHIC SCALE
30 0 15 30 60
(IN FEET)
1 inch = 30 ft.

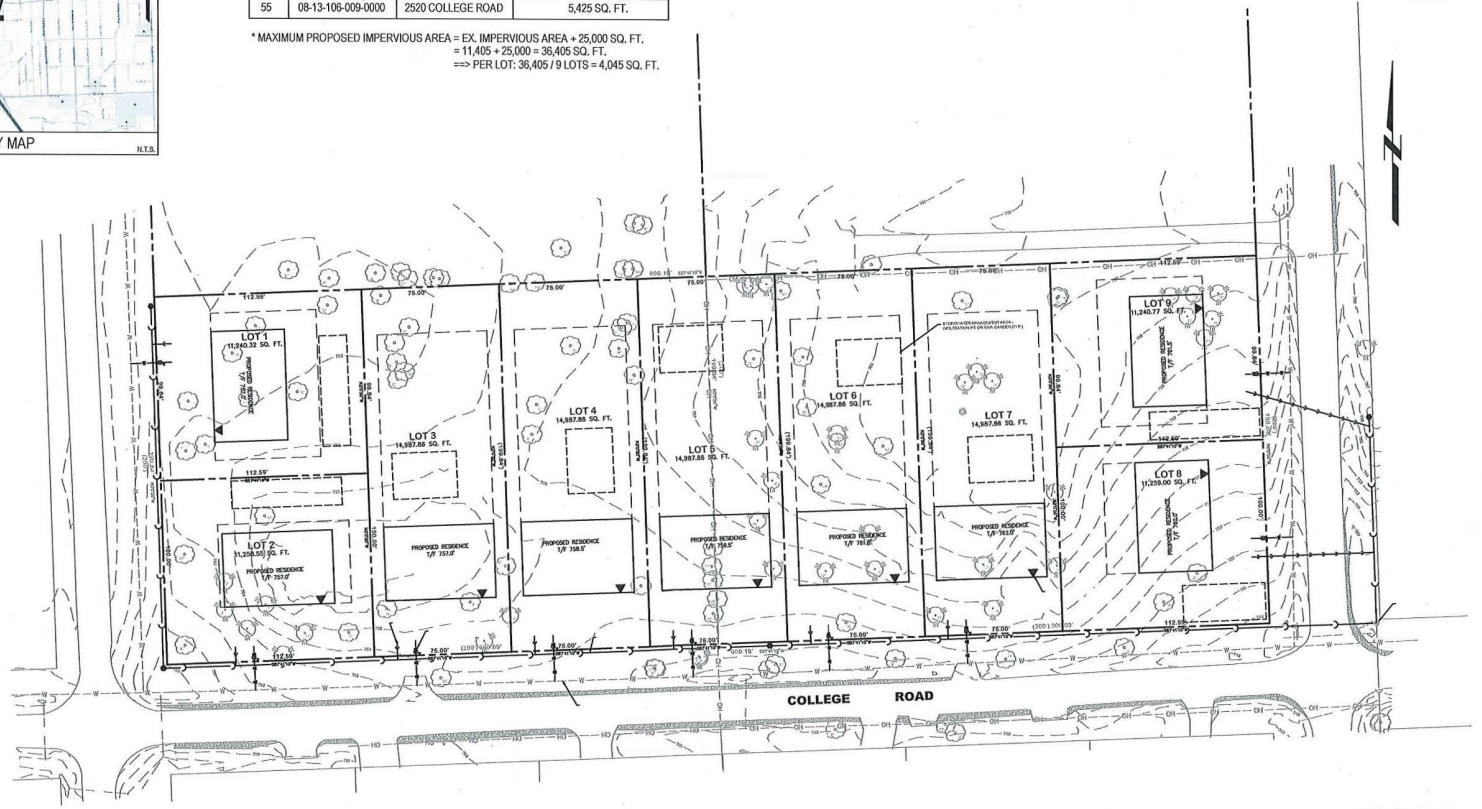

SITE BENCHMARK:

TAG BOLT ON FIRE HYDRANT ON NW CORNER OF COLLEGE ROAD AND LOMOND AVENUE.

ELEVATION = 754.46

NOTE:
THE TOPOGRAPHY SURVEY FOR THIS PROJECT IS BASED ON A BOUNDARY AND TOPOGRAPHIC FIELD SURVEY PERFORMED BYSPACECO, INC. THE CONTRACTOR SHALL VERIFY THE EXISTING CONDITIONS PRIOR TO PERFORMING ANY WORK ON SITE AND AND SHALL IMMEDIATELY NOTIFY THE CLIENT AND WOLF PACK CONSULTING, LLC IN WRITING OF ANY DIFFERING CONDITIONS.

OWNERS/DEVELOPERS
Ed and Janet Calahan 2520 College Road Downers Grove, Illinois
Mrs. Patricia Trowbridge 2508 College Road Downers Grove, Illinois

REVISIONS

04-13-18	REVISED LOT WIDTHS

SUSTAINABLE DESIGN | SUSTAINABLE LIVING

Wolf Pack CONSULTING, LLC
Civil Engineering
Land Planning
Land Surveying
Water Resource Analysis
Stormwater Management
418 South Cass Avenue, Westmont, IL 60559
Office: (630) 964-3177 • wolfpackllg.com

PRELIMINARY PLAT OF SUBDIVISION

COLLEGE PRAIRIE SUBDIVISION

DUPAGE COUNTY, ILLINOIS

PROJ. MGR.:	PJW
PROJ. ENG.:	KM
DRAWN BY:	KM
DATE:	02-15-18
SCALE:	1"=30'

SHEET NO.
1 OF 1

PROJ. NUMBER:

PENDING APPROVAL - NOT FOR CONSTRUCTION

BOARD OF LOCAL IMPROVEMENTS
May 15, 2018
STAFF BRIEFING

P695: 1140 Gilbert Avenue, Downers Grove, IL

REQUEST:

Jim Pesavento of Concorde Homes, developer, is requesting sanitary sewer service for five attached single family units on a 0.53 gross acre parcel at the subject location. The existing single family building will be demolished. The property is within the District's Facilities Planning Area (FPA), and within the District's current corporate limits. The proposed use will generate an estimated wastewater flow of 1,750 gallons per day or a density of 33 PE per acre. This estimate is based on a flow factor of 350 gallons per day for each single family unit.

SUMMARY:

Service can be provided to this property by extension of the District sewer located on Gilbert Avenue. The proposed on site sewer main will require the granting of a sewer easement to the Sanitary District. The downstream trunk sewers have adequate reserve capacity to serve this request (see attached memo from Baxter & Woodman). Staff recommends approval of this request to a maximum flow of 1.21 gallons per minute (1,750 gallons per day), and subject to receipt of an Illinois EPA permit, granting of a sanitary sewer easement, construction of the sewer main extension, payment of all fees per ordinance, and compliance with all District ordinances and standard conditions.

DATE 4/27/19

DOWNERS GROVE SANITARY DISTRICT
2710 CURTISS STREET
DOWNERS GROVE, ILLINOIS 60515
(630) 969-0664

SANITARY SEWER SERVICE REQUEST

Location 1140 Gilbert Ave. Downers Grove IL 60515

Legal Description Lot 57 + 90 Block _____ Subdivision Assessors

P.I.N. 0908 126 001

Name of Owner on Deed Avaellon, LLC Phone No. _____

Developer Concorde Custom Homes + Renovations Phone No. 630-660-1330

Name of Person Making Request Jim Pesavento Phone No. 630-660-1330

E mail: jimp@concordecustomhomes.com

Address (we will be sending information regarding this request; please be sure address is legible)

333 W. Roosevelt Rd. Wheaton IL 60189

This Applicant's Interest in This Property Developer
(Owner/Developer/Beneficiary Land Trust, etc.)

Number of Acres Involved 1/2 Present Zoning OT Proposed Zoning OT (same)

Is the Property (A) Improved X (B) Vacant _____

(A) If Improved, Describe Improvements Single family home

Number & Type of Units 1

(B) If Vacant or Additional Improvements or Remodeling Are Proposed, Describe Construction of 5 townhomes

Number & Type of Units 5

Estimated Starting Date of Project 6/1/19

If You Propose to Annex to a Community, Which One _____

NOTE: If this request is for

- a multiple family development, indicate the number of units for each bedroom count.
- a restaurant, indicate the seating capacity and hours of operation. If drive-up is proposed, give the number of orders per day.
- a commercial project, indicate the floor area.
- an office/warehouse or light manufacturing development, indicate the floor area.
- an office/research development, indicate the floor area and number of employees.
- commercial/industrial buildings(s), provide an estimate of wastewater flow in gallons per day

****SERVICE REQUEST APPROVALS ARE VALID FOR SIX MONTHS****

P695

8840 W. 192nd Street
Mokena, IL 60448
815.459.1260
708.478.8710
www.baxterwoodman.com
info@baxterwoodman.com

Memo

To:	**Ted Cherwak, Downers Grove Sanitary District**
From:	**Shane Firsching P.E., Baxter & Woodman, Inc.**
Date:	**May 8, 2018** **Project No.: 180076.00**
Subject:	**Capacity Analysis – 1140 Gilbert Avenue**

The District has been approached by a developer to serve a proposed apartment complex at 1140 Gilbert Avenue. The proposed development will replace the existing single family house with a five unit, attached single family building. This would increase the wastewater loading by 14 P.E. (4 single family units, 3.5 P.E. per unit) which would generate an additional 1,400 gallons per day (gpd) to be connected upstream of manhole 2C-035. This equates to an average daily flow of 1 gallon per minute (gpm) and a peak flow of 4 gpm. The purpose of this evaluation is to determine whether sufficient downstream capacity is available to serve the subject property.

The District's hydraulic model of the 18-inch Gilbert Avenue Trunk Sewer was used to evaluate the existing capacity and to determine the impact of the additional flow. Typically, the District evaluates sanitary sewers for the capability to handle a ten-year frequency storm event. A similar evaluation has been performed for several proposed developments in the Downers Grove Downtown Area over the past 10 years. This evaluation included the cumulative wastewater loadings from previously reviewed developments, including the following:

- 910 Curtiss Street, Apartments and Retail, 93 P.E.
- 5100 Forest Avenue, Condominiums, 162 P.E.
- 940 Maple Avenue, Condominiums, 158 P.E.
- 1010 Maple Avenue, Apartments and Retail, 184 P.E.
- Village Hall Redevelopment, 577 P.E. (several alternatives ranging from 60 P.E. to 577 P.E.)

Our evaluation determined that the existing trunk sewer currently surcharges approximately 11 inches above the pipe crown between manholes 2C-024 and 2C-038 during a ten year event. The model indicates that the peak flow from all past and currently proposed developments will increase the hydraulic grade line less than 6 inches during the ten year event. The proposed development at 1140 Gilbert Avenue insignificantly contributes to peak flow surcharging.

In addition, the trunk sewer downstream at 2C-010 has approximately 1,250 gpm of reserve capacity and flow from the Gilbert Avenue trunk sewer does not impact the frequency of the overflows at manhole 2D-001. The estimated additional peak flow of 4 gpm will have a negligible impact on this trunk sewer.

Our analysis has shown that the addition of the development will not significantly impact the hydraulic grade line (hgl) in the Gilbert Avenue trunk sewer during peak flow events and will not exasperate the existing overflow at manhole 2D-001. Thus, the additional flow from the proposed development will have a negligible impact on the sewer system operation.

I:\Crystal Lake\DGSD1\180076-2018 Misc Eng\00-Misc\Capacity Analysis - 1140 Gilbert\Memo - Capacity Analysis - 1140 Gilbert Ave 2018-05-08.docx

Legend

- Sanitary Manholes
- Sanitary Sewer

Downers Grove Sanitary District - SanitarySewer Atlas

N
W E
S

Downers Grove Sanitary District
Board of Local Improvements
1140 Gilbert Avenue
P695

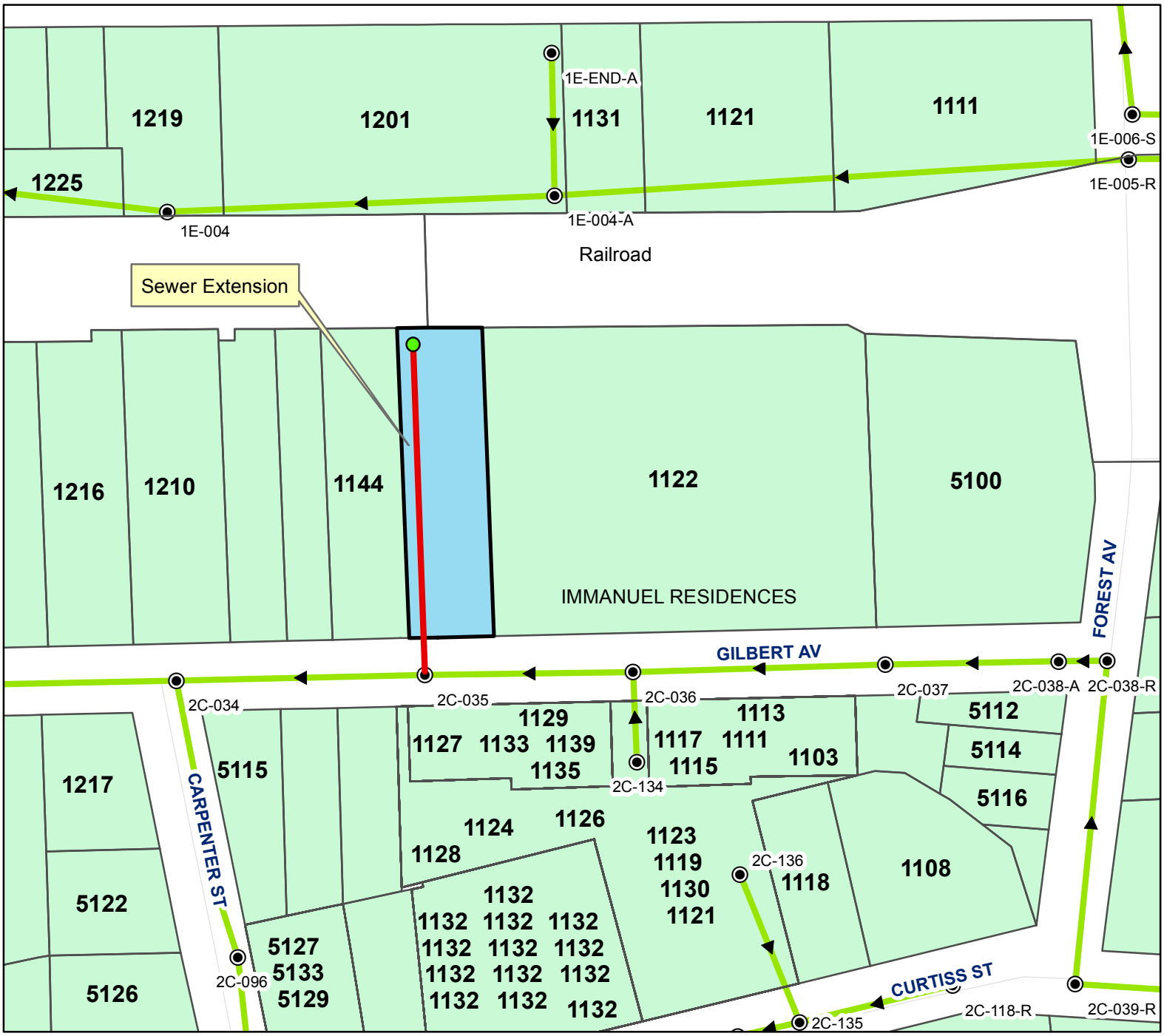

Legend

- P695
- Sanitary Manholes
- Sanitary Sewer
- DGSD Boundary

0 50 100 200 Feet

N W E S

SITE PLAN

FOR

1140 GILBERT AVE. - DOWNERS GROVE, IL

SCALE: 1" = 10'

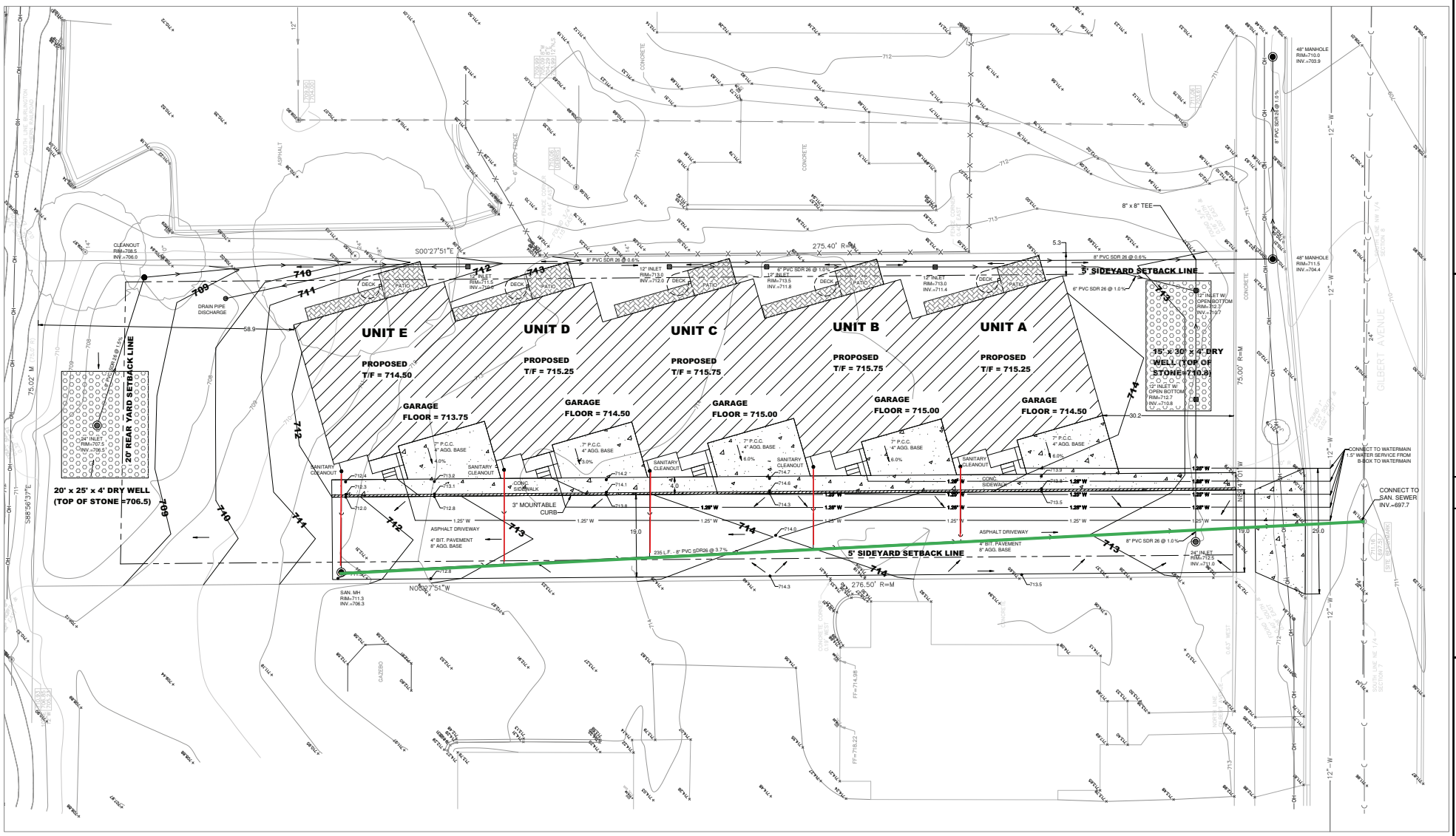

SITE PLAN

1140 GILBERT AVE. - DOWNERS GROVE, IL

FILE NAME = -
JOB DIRECTORY = -
DRAWN BY: -
CHECKED BY: -

PREPARED FOR:
CONCORDE HOME BUILDERS

Gabriel Group, Inc.
Civil Engineering Solutions
P.O. Box 5376 - Oak Brook, IL 60522
Tel: 630-772-9383 Fax: 630-756-4151

DOWNERS GROVE SANITARY DISTRICT

M E M O

TO: Nicholas J. Menninga
General Manager

FROM: W. Clay Campbell
Administrative Supervisor

DATE: May 10, 2018

RE: Progress Report – April, 2018

ADMINISTRATIVE

Meetings/Conferences

On May 9, I attended Government Technology's inaugural Chicago Digital Government Summit. It was well attended by a variety of Chief Information Officers and Chief Innovation Officers from area counties and cities and government technology sponsors (mostly software and hardware vendors, cloud services, management consulting firms).

Personnel

Roelf Styve will be retiring from the District with 26 years of service on May 31, 2018. We are planning on having a retirement party for Roelf on May 31 at 3 Corners in Downers Grove. Roelf's replacement for his Electrical Technician position, Rolf Flechsig, was hired on January 29.

Reimbursement Program for Sanitary Sewer Backups Caused by Public Sanitary Sewer Blockages

As there have been no changes since last month's report, a new BURP Program Summary has not been included.

Group Health Insurance and Flexible Spending Arrangement

We had an employee meeting on Tuesday, April 24, at 2:00 p.m. in the maintenance services building lunchroom to review the benefits plans provided to employees for the coming renewal on June 1. So far, open enrollment is going very smoothly.

Safety Committee

The Safety Committee met on April 26 performing a site visit at the WWTC – there were numerous minor safety areas highlighted at the WWTC site that Maintenance Supervisor Jeff Barta and I will be discussing to evaluate if corrective action is necessary (or when might be the appropriate timing) for any of the noted areas.

Social Media/Public Outreach Progress

On April 19, the District hosted WWTC tours for a Downers Grove North environmental science class and a College of DuPage environmental science class on April 21. On April 26, we hosted the Danish Consulate for the signing of a Collaboration Agreement on Flagship Project at Downers Grove Sanitary District. On May 4, we hosted a tour for NIU Masters in Public Administration students.

Cooking Oil Collection

In the month of April, the District collected 120 gallons of cooking oil at its collection cabinet on the east side of the Administration Center. That is the highest month on record since we started collecting cooking oil in November 2015.

Technology Update

In April, the District installed AT&T DSL service at the WWTC as a secondary internet connection (for failover protection). Staff anticipates that the additional circuit will be programmed in the next few weeks. On May 8, Concentric Integration replaced both of the District's SCADA alarming nodes. These client workstations did all of the heavy lifting for SCADA alarming for both the SCADA1 and SCADA2 servers and were both over 5 years old. Considering the importance of having these two pieces of our SCADA infrastructure potentially aging out, staff determined it was best to go ahead and have them replaced proactively. The replacements occurred without a hiccup. Concentric Integration also installed a new thin client terminal for the District in our Digester #4 and #5 building – this will provide great accessibility for our Operators when distributing hauled grease trap waste being collected in the new grease receiving station. Finally, I also had Exodus Technology Services deploy and replace 6 pc's across the District's network in the course of our regular cyclical asset management process.

The following is a detailed summary of the Invoice Cloud portal's utilization in the last month and since the portal's launch in February 2015 through the end of last month:

# of Customers registered in the last month:	62
# of Customers paying their bills online in the last month:	922
Amount of Money processed through the Portal in the last month:	$54,191.82
# of Customers signing up for Autopay through the Portal in the last month:	26
# of Customers enrolled in paperless billing in the last month:	42
# of customers registered for pay by text in the last month:	21
Cost to District for providing Invoice Cloud service in the last month:	$294.00
Cost to District's customers (convenience fees) in the last month:	$1,611.27
Estimated Monthly savings from customers enrolled in paperless billing:	$40.29
# of Customers registered from launch through last month:	3,047
# of Customers signing up for Autopay through the Portal from launch through last month:	739
# of Customers enrolled in paperless billing from launch through last month:	1,343
# of customers registered for pay by text from launch through last month:	698

Annual Newsletter

The annual newsletter has been ordered. The newsletter will be mailed with bills in May, June and July through the District's third-party bill printing and mailing service, Infosend.

FINANCIAL

Annual Audit

Preliminary audit work with Lauterbach & Amen, LLP began on May 2. Fieldwork will be taking place the week of May 21.

Economic Interest Statements

All employees and officers required to file Economic Interest Statements in 2018 with the DuPage County Clerk have done so prior to the May 1 deadline.

Treasurer's Report and Investment Activity

The monthly Treasurer's Report is included separately in the packet each month and detailed investment information (financial institution name, current rate and dollar amount) is provided on the District's Investment Schedule also provided separately in the packet each month.

User Billing

Detailed billing information is attached to this report.

CODE ENFORCEMENT & UNSEWERED AREAS

Building Sanitary Service Repair Assistance Program; Infiltration and Inflow Removal Program; and Overhead Sewers and Backflow Prevention Devices Reimbursement Program

I have continued to perform the legal review of both Program Agreements and Access Agreements for all of the above programs as prepared by our office prior to execution by the parties.

Sewer Permitting Process

I have continued to perform the legal review of Access Agreements and Annexation Petitions prepared by our office as needed by sewer permit applicants.

cc: WDVB, ASK, PWC, KJR, RTJ, MJS, TTC, RPS, MRM, JPB, DRB, MGP

USER BILLING SUMMARY

User Charge System

Billings for April 2018 were as follows:

User	$242,779.46
Surcharge	30,115.26
Monthly fees	307,994.23
Total	$580,888.95
Summer Usage Adjustment	$0.00
Billable Flow	147,139,067
Budgeted Billable Flow	145,412,614
% Actual/Budgeted Billable Flow	101.19%
YTD Billable Flow	2,096,399,510
YTD Budgeted Billable Flow	1,960,692,617
% Actual/Budgeted Billable Flow	106.92%

The user accounts receivable balance on 4/30/2018 is $590,287.11 and consists of:

Current charges due 05/15/18	$482,078.86
Past due charges and penalty	108,208.25
Total	$590,287.11

The past due charges represent:

Age	User Charges	Penalty	Totals
30 days past due	$25,652.61	$3,222.94	$28,875.55
60 days past due	20,828.72	4,625.64	25,454.36
90 days & greater past due	47,731.52	6,146.82	53,878.34
Totals	$94,212.85	$13,995.40	$108,208.25

Summary of
Past Due Charges
(90 Days and Over)

Five Year Comparison

APRIL

Year	User Charges	Penalty	Total	
2018	$47,731.52	$6,146.82	$53,878.34	***
2017	29,538.80	4,227.20	33,766.00	*
2016	49,333.27	5,739.53	55,072.80	**
2015	44,873.47	6,120.86	50,994.33	**
2014	24,221.01	2,682.74	26,903.75	*

***Includes $26,693.93 sewer disconnection costs on 5 accounts.
**Includes sewer disconnection and reconnection of various accounts
*Includes $15,869.20 in sewer disconnection costs on 2 accounts.

Twelve Months Ending April 2018

Month	User Charges	Penalty	Total
4/30/18	$47,731.52	$6,146.82	$53,878.34
3/31/18	50,163.93	6,372.97	56,536.90
2/28/18	49,771.82	6,385.66	56,157.48
1/31/18	43,493.66	5,378.84	48,872.50
12/31/17	42,305.17	5,072.42	47,377.59
11/30/17	42,113.25	5,076.48	47,189.73
10/31/17	41,605.97	4,752.60	46,358.57
9/30/17	42,806.87	4,851.72	47,658.59
8/31/17	35,842.14	3,691.67	39,533.81
7/31/17	46,750.24	4,401.62	51,151.86
6/30/17	30,550.45	4,019.68	34,570.13
5/31/17	33,590.89	4,991.96	38,582.85

Eighteen (18) of twenty-seven (27) delinquent accounts that were scheduled for pre-enforcement conferences on April 16, 2018 have paid in full. Since 2012, two accounts remain disconnected from sewer service. As of July 2017, two additional sewer services were disconnected and one remains plugged.

To: Nick Menninga, General Manager
From: Marc Majewski, Operations Supervisor
Re: Month of April, 2018 WWTC Operations Report.
Date: May 8, 2018

Attached please find detailed operating data and our monthly report to Illinois EPA for April. We had no excursions over our permit limits in April.

Certain highlights of operational activities included:

- Monthly flow: Average daily flows to the plant were 11.70 MGD. Total precipitation at the WWTC was 2.48". There were two days of excess flow during the month of April. There were 10 days of discharge over 11 MGD.

- Activated sludge: Return activated sludge was chlorinated for a total of 3 days to control filaments that impact sludge settleability.

- Anaerobic Digesters: Pumped a total of 1,062,711 gallons of primary sludge, 450,950 gallons of WAS, and 371,796 gallons of waste grease for a total of 1,885,457 gallons pumped to digesters. Total Volatile Solids destruction was calculated at 65.8 % for April.

- Digester gas: Total digester gas production was 7,322,976 cubic feet. 85,072 cubic feet of gas was used for anaerobic digestion heat, and 5,053,814 cubic feet was used in the CHP facilities. 2,052,275 cubic feet of flared gas was recorded during the month. Natural gas was used for hot water and building heat. The Munters dehumidifier used 131,815 cubic feet of gas.

- Bio-solids: Bio-mechanics delivered 403 cubic yards of bio-solids. Total delivered for this year is 557 Cubic yards.

- Miscellaneous Items: Marco, Siamak, Reese and I attended the annual Illinois Wastewater Professionals Conference is Springfield, IL from April 16-20th. Pearth 2, on top of digester 2, was placed back in service after a gear box rebuild. The Munters dehumidifier was also placed back into service. Primaries 1 & 2 were taken out of service for influent gate replacement. An assessment of the deteriorating influent concrete channel wall was done, and it was determined that partial replacement was needed. Work is on-going.

- Electricity: For the month of April we were net-zero. Overall net energy from ComEd was: -25,121 KW-Hrs. Electricity Generated by the CHP system: 355,478 KW-Hrs. Monthly net energy (including natural gas usage) was -7 MW-Hrs for the month of April.

C: WDVB, ASK, PWC, KJR, RTJ, MJS, WCC, MGP

Monthly Operations Report Page 1

Date	WWTC Rainfall inches	B01 Parshall Flume Flow Max Mgd MGD	B01 Parshall Flume Flow Min Mgd MGD	B01 Parshall Flume Flow Avg Mgd MGD	A01 Parshall Flume Flow Max Mgd MGD	A01 Parshall Flume Flow Avg Mgd MGD	C01 Int Clar #1 Flow Max Mgd MGD	C01 Int Clar #1 Flow Avg Mgd MGD	Outfall 003 Flow Max Mgd MGD	Outfall 003 Flow Avg Mgd MGD	Total Flow Max Mgd MGD	Total Flow Avg Mgd MGD	002 Outfall Flow Avg Mgd MGD
4/1/2018	0.00	12.75	6.20	9.22	0.00	0.00	0.00	0.00	0.00	0.00	12.75	9.22	0.00
4/2/2018	0.00	12.76	5.92	9.37	0.00	0.00	0.00	0.00	0.00	0.00	12.76	9.37	0.00
4/3/2018	0.19	12.67	6.02	9.98	0.00	0.00	0.00	0.00	0.00	0.00	12.67	9.98	0.00
4/4/2018	0.00	13.20	6.93	9.85	0.00	0.00	0.00	0.00	0.00	0.00	13.20	9.85	0.00
4/5/2018	0.08	13.28	5.99	9.22	0.00	0.00	0.00	0.00	0.00	0.00	13.28	9.22	0.00
4/6/2018	0.00	12.90	6.45	9.72	0.00	0.00	0.00	0.00	0.00	0.00	12.90	9.72	0.00
4/7/2018	0.00	14.35	5.70	9.05	0.00	0.00	0.00	0.00	0.00	0.00	14.35	9.05	0.00
4/8/2018	0.00	13.61	5.24	8.77	0.00	0.00	0.00	0.00	0.00	0.00	13.61	8.77	0.00
4/9/2018	0.07	12.48	5.31	9.07	0.00	0.00	0.00	0.00	0.00	0.00	12.48	9.07	0.00
4/10/2018	0.00	12.58	5.34	8.98	0.00	0.00	0.00	0.00	0.00	0.00	12.58	8.98	0.00
4/11/2018	0.00	12.48	5.55	8.90	0.00	0.00	0.00	0.00	0.00	0.00	12.48	8.90	0.00
4/12/2018	0.03	12.73	5.61	8.84	0.00	0.00	0.00	0.00	0.00	0.00	12.73	8.84	0.00
4/13/2018	0.05	12.48	5.00	8.48	0.00	0.00	0.00	0.00	0.00	0.00	12.48	8.48	0.00
4/14/2018	0.97	25.04	7.13	18.60	0.00	0.00	0.00	0.00	0.00	0.00	25.04	18.60	0.00
4/15/2018	0.90	28.09	20.71	23.04	42.20	16.98	0.00	0.00	0.00	0.00	70.29	40.02	19.63
4/16/2018	0.01	26.45	20.47	21.36	10.86	3.63	0.00	0.00	0.00	0.00	37.30	24.99	2.63
4/17/2018	0.00	22.31	17.18	20.18	0.00	0.00	0.00	0.00	0.00	0.00	22.31	20.18	0.00
4/18/2018	0.09	21.06	14.50	16.06	0.00	0.00	0.00	0.00	0.00	0.00	21.06	16.06	0.00
4/19/2018	0.06	19.94	12.01	15.46	0.00	0.00	0.00	0.00	0.00	0.00	19.94	15.46	0.00
4/20/2018	0.00	18.86	11.14	13.89	0.00	0.00	0.00	0.00	0.00	0.00	18.86	13.89	0.00
4/21/2018	0.00	15.86	9.63	12.50	0.00	0.00	0.00	0.00	0.00	0.00	15.86	12.50	0.00
4/22/2018	0.00	15.79	7.68	11.82	0.00	0.00	0.00	0.00	0.00	0.00	15.79	11.82	0.00
4/23/2018	0.00	15.82	7.10	11.36	0.00	0.00	0.00	0.00	0.00	0.00	15.82	11.36	0.00
4/24/2018	0.00	15.30	6.53	10.66	0.00	0.00	0.00	0.00	0.00	0.00	15.30	10.66	0.00
4/25/2018	0.00	14.17	6.68	10.17	0.00	0.00	0.00	0.00	0.00	0.00	14.17	10.17	0.00
4/26/2018	0.00	14.60	6.30	9.84	0.00	0.00	0.00	0.00	0.00	0.00	14.60	9.84	0.00
4/27/2018	0.03	14.85	6.34	9.47	0.00	0.00	0.00	0.00	0.00	0.00	14.85	9.47	0.00
4/28/2018	0.00	14.18	6.13	9.24	0.00	0.00	0.00	0.00	0.00	0.00	14.18	9.24	0.00
4/29/2018	0.00	14.34	5.65	8.89	0.00	0.00	0.00	0.00	0.00	0.00	14.34	8.89	0.00
4/30/2018	0.00	12.73	5.30	8.99	0.00	0.00	0.00	0.00	0.00	0.00	12.73	8.99	0.00
Minimum	0.00	12.48	5.00	8.48	0.00	0.00	0.00	0.00	0.00	0.00	12.48	8.48	0.00
Maximum	0.97	28.09	20.71	23.04	42.20	16.98	0.00	0.00	0.00	0.00	70.29	40.02	19.63
Total	2.48	477.63	245.72	350.99	53.06	20.61	0.00	0.00	0.00	0.00	530.68	371.61	22.27
Average	0.08	15.92	8.19	11.70	1.77	0.69	0.00	0.00	0.00	0.00	17.69	12.39	0.74

Monthly Operations Report Page 2

Date	Tertiary Flow MGD MGD	MLSS Avg	Activated Sludge Inventory Lbs MLSS LBS	Activated Sludge SRT Days DAYS	15 Minutes Aeration Settling % mL/L	30 Minutes Aeration Settling % mL/L	60 Minutes Aeration Settling % mL/L	Sludge Volume Index mL/g	System 1 RAS TSS mg/l	System 2 RAS TSS mg/l	Dupage River Outfall DO mg/l
4/1/2018	9.22		89,280	16.31							
4/2/2018	9.37	2,500	92,515	17.54	52	37	30	149		5,659	9.2
4/3/2018	9.98	2,632	93,757	17.97	71	55	38	207	3,490		8.2
4/4/2018	9.85	2,538	92,053	17.11	64	50	36	196		5,597	8.5
4/5/2018	9.22	2,515	90,430	16.75	73	54	35	216	3,577		
4/6/2018	9.72	2,478	91,456	18.75	70	52	36	210		5,037	
4/7/2018	9.05		91,456	18.39							
4/8/2018	8.77		91,456	19.02							
4/9/2018	9.07	2,539	92,167	18.08	70	53	36	209		5,406	8.5
4/10/2018	8.98	2,482	88,053	17.44	65	51	37	203	2,921		8.1
4/11/2018	8.90	2,581	91,567	17.65	45	34	27	130		5,364	7.8
4/12/2018	8.84	2,582	92,987	17.82	49	36	26	138	3,555		
4/13/2018	8.48	2,722	99,142	18.42	47	36	26	131		5,500	
4/14/2018	18.60		102,600	18.22							
4/15/2018	23.04		102,600	18.08							
4/16/2018	21.36	1,451	70,309	9.17	25	20	14	135		7,817	
4/17/2018	20.18	1,867	76,395	10.79	29	22	18	119	3,039		8.1
4/18/2018	16.06	2,237	82,380	12.05	34	25	19	112		7,147	8.6
4/19/2018	15.46	2,233	83,702	12.25	34	26	20	117	4,033		9.0
4/20/2018	13.89	2,350	89,485	14.46	44	32	24	133		6,784	
4/21/2018	12.50		89,485	15.41							
4/22/2018	11.82		89,485	15.80							
4/23/2018	11.36	2,511	91,774	17.28	44	33	24	130		6,354	8.9
4/24/2018	10.66	2,458	89,114	16.78	47	33	26	134	3,740		8.7
4/25/2018	10.17	2,466	90,653	17.75	43	32	24	130		5,996	8.7
4/26/2018	9.84	2,471	88,083	17.11	41	29	23	118	2,995		
4/27/2018	9.47	2,659	92,779	17.24	37	28	22	104		6,094	
4/28/2018	9.24		92,779	17.66							
4/29/2018	8.89		92,779	17.76							
4/30/2018	8.99	2,775	97,841	19.32	33	26	20	95		5,803	8.9
Minimum	8.48	1,451	70,308.67	9.17	25.25	19.50	14.00	94.57	2,921	5,037	7.8
Maximum	23.04	2,775	102,599.78	19.32	73.00	54.50	38.00	215.66	4,033	7,817	9.2
Total	350.99	51,042	2,718,558.19	498.40	1,014.50	762.25	559.50	3,115.56	27,350	78,558	111.2
Average	11.70	2,431	90,618.73	16.61	48.43	36.38	26.71	148.38	3,419	6,043	8.6

Monthly Operations Report Page 3

Date	Tertiary Flow MGD MGD	Influent BOD 5 mg/l	Primary Clarifier BOD 5 mg/l	Intermediate Clarifier CBOD 5 mg/l	Tertiary Effluent CBOD 5 mg/l	Tertiary Effluent CBOD 5 Load lbs/day	BOD Removal % %	Ambient Air Temp Min Deg F	Ambient Air Temp Max Deg F	Influent Flow Temp Deg F
4/1/2018	9.22							25	38	
4/2/2018	9.37							20	46	53.2
4/3/2018	9.98	275	86	2.8	0.6	50	98.7	35	41	53.8
4/4/2018	9.85	278	84	2.2	0.9	74	98.6	26	36	53.1
4/5/2018	9.22	292	92	6.4	0.6	46	99.0	22	41	53.6
4/6/2018	9.72							26	40	
4/7/2018	9.05							18	40	
4/8/2018	8.77							18	46	
4/9/2018	9.07							30	39	54.5
4/10/2018	8.98	292	87	3.8	1.0	75	98.1	26	47	54.0
4/11/2018	8.90	278	93	3.9	1.2	89	97.9	38	69	54.0
4/12/2018	8.84	280	105	4.2	1.2	89	97.9	44	76	54.7
4/13/2018	8.48							39	54	
4/14/2018	18.60							36	41	
4/15/2018	23.04	105			5.1	980	87.0	28	38	
4/16/2018	21.36	98			2.7	481	93.5	27	35	51.8
4/17/2018	20.18	128	58	4.0	1.0	168	98.8	28	47	52.0
4/18/2018	16.06	180			0.6	80	98.8	26	37	52.3
4/19/2018	15.46	205	70	2.6	0.6	77	99.0	32	58	53.1
4/20/2018	13.89							27	66	
4/21/2018	12.50							35	59	
4/22/2018	11.82							43	64	
4/23/2018	11.36							44	68	53.8
4/24/2018	10.66	205		2.6	0.6	53	99.0	49	70	54.3
4/25/2018	10.17	258		8.9	0.5	42		37	58	54.1
4/26/2018	9.84	250	212	2.8	0.6			31	70	54.2
4/27/2018	9.47							39	66	
4/28/2018	9.24							34	55	
4/29/2018	8.89							28	64	
4/30/2018	8.99	200			0.8			34	82	54.5
Minimum	8.48	98	58	2.2	0.50	42	87.0	18	35	51.8
Maximum	23.04	292	212	8.9	5.10	980	99.0	49	82	54.7
Total	350.99	3,324	887	44.2	18.00	2,305	1,166.3	947	1,589	911.0
Average	11.70	222	99	4.0	1.20	177	97.2	32	53	53.6

Monthly Operations Report Page 4

Date	Tertiary Flow MGD MGD	Influent TSS mg/l	Primary Clarifier TSS mg/l	Intermediate Clarifier TSS mg/l	Tertiary Effluent TSS mg/l	Tertiary Effluent TSS Load lbs/day	TSS Removal % %	Influent pH SU	Primary Clarifier pH SU	Tertiary Effluent pH SU	Intermediate pH SU
4/1/2018	9.22	168			0.4	31	99.8				
4/2/2018	9.37	170	63	3.4	0.3	23	99.8	7.7	7.5	7.0	7.3
4/3/2018	9.98	205	65	5.2	0.2	17	99.9	7.6	7.4	7.0	7.2
4/4/2018	9.85	215	65	4.8	0.2	16	99.9	7.7	7.7	6.9	7.2
4/5/2018	9.22	230	54	3.5	0.2	15	99.9	7.5	7.6	6.9	7.2
4/6/2018	9.72	216			0.3	24	99.9	7.5	7.6	7.0	7.1
4/7/2018	9.05	164			0.5	38	99.7				
4/8/2018	8.77	208			0.2	15	99.9				
4/9/2018	9.07	256	70	6.2	0.3	23	99.9	7.7	7.5	7.0	7.2
4/10/2018	8.98	270	76	8.8	0.6	45	99.8	7.6	7.5	6.9	7.2
4/11/2018	8.90	250	70	10.7	0.5	37	99.8	7.6	7.4	6.8	7.0
4/12/2018	8.84	224	88	13.0	0.5	37	99.8	7.6	7.4	7.0	7.1
4/13/2018	8.48	204			0.7	50	99.7	8.5	7.5	7.0	7.2
4/14/2018	18.60	208			2.8	434	98.7				
4/15/2018	23.04	104			14.5	2,786	86.1				
4/16/2018	21.36	84	46	22.5	6.9	1,229	91.8	7.7	7.5	7.4	7.4
4/17/2018	20.18	104	47	12.8	1.0	168	99.0	7.6	7.6	7.4	7.4
4/18/2018	16.06	144	50	7.2	0.4	54	99.7	7.7	7.7	7.3	7.4
4/19/2018	15.46	155	59	4.0	0.4	52	99.7	7.7	7.6	7.4	7.2
4/20/2018	13.89	208			0.2	23	99.9	7.7	7.6	7.4	7.2
4/21/2018	12.50	128			0.3	31	99.8				
4/22/2018	11.82	136			0.2	20	99.9				
4/23/2018	11.36	367		4.5	0.4	38	99.9	7.7	7.6	7.2	7.4
4/24/2018	10.66	195		6.0	0.4	36	99.8	7.6	7.6	7.1	7.3
4/25/2018	10.17	220		18.0	0.5	42	99.8	7.7	7.6	6.9	7.3
4/26/2018	9.84	213	105	6.0	0.6	49	99.7	7.6	7.6	7.2	7.2
4/27/2018	9.47	208			0.3	24	99.9	7.6	7.6	7.0	7.2
4/28/2018	9.24	144			0.3	23	99.8				
4/29/2018	8.89	140			0.2	15	99.9				
4/30/2018	8.99	232	100	36.3	0.4	30		7.6	7.6	7.1	7.2
Minimum	8.48	84	46	3.4	0.2	15	86.1	7.5	7.4	6.8	7.0
Maximum	23.04	367	105	36.3	14.5	2,786	99.9	8.5	7.7	7.4	7.4
Total	350.99	5,770	958	172.9	34.7	5,425	2,870.9	161.2	158.7	148.9	151.9
Average	11.70	192	68	10.2	1.2	181	99.0	7.7	7.6	7.1	7.2

MONTHLY OPERATIONS REPORT PAGE 5

Date	Tertiary Flow MGD	Influent Ammonia-N mg/l	Tertiary Ammonia-N mg/l	Tertiary Effluent Ammonia-N Load lbs/day	Chlorine Residual mg/l	Fecal Coliform col/100ml
4/1/2018	9.22	14.26	0.02	1.5		
4/2/2018	9.37	19.24	0.05	3.9		
4/3/2018	9.98					
4/4/2018	9.85					
4/5/2018	9.22					
4/6/2018	9.72					
4/7/2018	9.05					
4/8/2018	8.77	17.16	0.02	1.5		
4/9/2018	9.07	22.88	0.18	13.6		
4/10/2018	8.98	23.60	0.66	49.4		
4/11/2018	8.90	23.36	0.63	46.8		
4/12/2018	8.84	21.68	0.45	33.2		
4/13/2018	8.48					
4/14/2018	18.60				0.05	
4/15/2018	23.04	3.20			0.05	
4/16/2018	21.36	4.76	0.34	60.6	0.05	
4/17/2018	20.18	7.24	1.17	196.9	0.04	
4/18/2018	16.06	11.32	1.89	253.2	0.02	
4/19/2018	15.46	11.52	2.66	343.1		
4/20/2018	13.89					
4/21/2018	12.50					
4/22/2018	11.82	11.24	1.90	187.3		
4/23/2018	11.36	17.42	0.69	65.4		
4/24/2018	10.66					
4/25/2018	10.17					
4/26/2018	9.84					
4/27/2018	9.47					
4/28/2018	9.24					
4/29/2018	8.89	13.84	0.10	7.4		
4/30/2018	8.99	18.48	0.14	10.5	0.00	
Minimum	8.48	3.20	0.02	1.5	0.00	
Maximum	23.04	23.60	2.66	343.1	0.05	
Total	350.99	241.20	10.90	1,274.3	0.21	
Average	11.70	15.08	0.73	85.0	0.04	

SLUDGE DATA

Primary Sludge	TS	3.83 %	1,062,711	Gallons
WAS to Digesters	TS	2.45 %	450,950	Gallons
Hauled Grease to Digs	TS	9.30 %	371,796	Gallons
Anaerobically Digested Sludge Pumping				
Drying Beds	TS	2.90 %	187,032	Gallons
BFP	TS	1.70 %	847,905	Gallons
Lagoons	TS	1.65 %	59,148	Gallons
Total			1,094,085	Gallons
VS Destruction			65.8	%
Biosolids Disposal				
Pick-Up Station	Apr		40	Cu. Yds
Delivered	Apr		292	Cu. Yds
Contractor Pickup and District Use	Apr		71	Cu. Yds
Total	Apr		403	Cu. Yds
Pick-Up Station	YTD		67	Cu. Yds
Delivered	YTD		382	Cu. Yds
Contractor Pick-Up and District Use	YTD		108	Cu. Yds
Total	YTD		557	Cu. Yds

ENERGY DATA

Total Digester Gas Production	7,322,976	SCF
Gas Volume per Volatile Solids Load	13.8	Cu.Ft./Lb.
Digester Gas Utilization		
Heat Exchangers	85,072	SCF
Dehumidification	131,815	SCF
CHP	5,053,814	SCF
Total	5,270,701	SCF
Digester Gas Flared	2,052,275	SCF
Natural Gas Consumed		
WWTC	22,733	SCF
MSB	25,300	SCF
Chemical Feed	10,200	SCF
5006 Walnut	7,033	SCF
Kilowatt-hours Generated CHP	355,478	KWH
Net energy from Comed	-25,121	KWH
Monthly net energy	-7	MWH

MISCELLANEOUS

Grit Removal	Apr	20	Cu. Yds
Grit Removal	YTD	100	Cu. Yds
Anaerobic Supernate		810,940	Gallons
Waste Activated Sludge		110,784	Gals/Day
City Water Consumed		20,944	Gallons

DMR Copy of Record

Permit					
Permit #:	**IL0028380**	**Permittee:**	DOWNERS GROVE SANITARY DISTRICT	**Facility:**	DOWNERS GROVE S.D. - WASTEWATER TREATMENT CENTER
Major:	Yes	**Permittee Address:**	2710 CURTISS STREET PO BOX 1412 DOWNERS GROVE, IL 60515	**Facility Location:**	5003 WALNUT AVENUE DOWNERS GROVE, IL 60515
Permitted Feature:	001 External Outfall	**Discharge:**	**001-0** COMBINED DISCHARGE FROM A01, B01, & C01		
Report Dates & Status					
Monitoring Period:	**From 04/01/18 to 04/30/18**	**DMR Due Date:**	**05/25/18**	**Status:**	**NetDMR Validated**
Considerations for Form Completion					
NUMBER OF DAYS OF DISCHARGE.COMBINED OUTFALLS: A01-MIXING CHAMBER DISCHARGE TO E BR OF DUPAGE RIVER-EFFECTIVE WHEN FLOWS TO TRT PLT ARE GREATER THAN 22 MGD & EXCESS FLOW FAC IS IN OPERATION. 002 BECOMES OPERATIONAL WHEN 001, A01,& B01 EXCEED 30 MGD.					
Principal Executive Officer					
First Name:	Nicholas	**Title:**	General Manager	**Telephone:**	630-969-0664
Last Name:	Menninga				
No Data Indicator (NODI)					
Form NODI:	--				

Parameter		Monitoring Location	Season #	Param. NODI		Quantity or Loading					Quality or Concentration							# of Ex.	Frequency of Analysis	Sample Type
Code	Name					Qualifier 1	Value 1	Qualifier 2	Value 2	Units	Qualifier 1	Value 1	Qualifier 2	Value 2	Qualifier 3	Value 3	Units			
00300	Oxygen, dissolved [DO]	1 - Effluent Gross	0	--	Sample						=	8.5	=	8.1	=	7.8	19 - mg/L		03/DW - 3 Days Every Week	GR - GRAB
					Permit Req.							Req Mon MO AV MN		Req Mon MN WK AV		Req Mon DAILY MN	19 - mg/L	0	DL/DS - Daily When Discharging	GR - GRAB
					Value NODI															
00310	BOD, 5-day, 20 deg. C	1 - Effluent Gross	0	--	Sample								=	5.3	=	8.1	19 - mg/L		03/DW - 3 Days Every Week	CP - COMPOS
					Permit Req.								<=	30 MO AVG	<=	45 WKLY AVG	19 - mg/L	0	DL/DS - Daily When Discharging	GR - GRAB
					Value NODI															
00400	pH	1 - Effluent Gross	0	--	Sample						=	6.8			=	7.4	12 - SU		05/DW - 5 Days Every Week	GR - GRAB
					Permit Req.						>=	6 MINIMUM			<=	9 MAXIMUM	12 - SU	0	DL/DS - Daily When Discharging	GR - GRAB
					Value NODI															
00530	Solids, total suspended	1 - Effluent Gross	0	--	Sample								=	1.3	=	3.9	19 - mg/L		05/DW - 5 Days Every Week	CP - COMPOS
					Permit Req.								<=	30 MO AVG	<=	45 WKLY AVG	19 - mg/L	0	DL/DS - Daily When Discharging	GR - GRAB
					Value NODI															
00610	Nitrogen, ammonia total [as N]	1 - Effluent Gross	0	--	Sample								=	0.81	=	2.66	19 - mg/L		05/DW - 5 Days Every Week	CP - COMPOS
					Permit Req.									Req Mon MO AVG		Req Mon DAILY MX	19 - mg/L	0	DL/DS - Daily When Discharging	GR - GRAB
					Value NODI															
00665	Phosphorus, total [as P]	1 - Effluent Gross	0	--	Sample										=	2.74	19 - mg/L		06/30 - Six Per Month	CP - COMPOS
					Permit Req.											Req Mon DAILY MX	19 - mg/L	0	DL/DS - Daily When Discharging	GR - GRAB
					Value NODI															
50060	Chlorine, total residual	1 - Effluent Gross	0	--	Sample								=	0.19			19 - mg/L		DL/DS - Daily When Discharging	GR - GRAB
					Permit Req.								<=	.75 MO AVG			19 - mg/L	0	DL/DS - Daily When Discharging	GR - GRAB
					Value NODI															
74055	Coliform, fecal general	1 - Effluent Gross	0	--	Sample										=	10	13 - #/100mL		DL/DS - Daily When Discharging	GR - GRAB
					Permit Req.										<=	400 DAILY MX	13 - #/100mL	0	DL/DS - Daily When Discharging	GR - GRAB
					Value NODI															
82220	Flow, total	1 - Effluent Gross	0	--	Sample			=	349.34	80 - Mgal/mo									99/99 - Continuous	
					Permit Req.				Req Mon MO TOTAL	80 - Mgal/mo								0	99/99 - Continuous	
					Value NODI															

Submission Note

If a parameter row does not contain any values for the Sample nor Effluent Trading, then none of the following fields will be submitted for that row: Units, Number of Excursions, Frequency of Analysis, and Sample Type.

Edit Check Errors

No errors.

Comments

30 days of discharge, including 2 days combined discharge with A01.

Attachments

No attachments.

Report Last Saved By

DOWNERS GROVE SANITARY DISTRICT

User:	reeseberry
Name:	Dorrance Berry
E-Mail:	rberry@dgsd.org
Date/Time:	2018-05-09 08:20 (Time Zone: -05:00)

Report Last Signed By

User:	reeseberry
Name:	Dorrance Berry
E-Mail:	rberry@dgsd.org
Date/Time:	2018-05-09 08:23 (Time Zone: -05:00)

DMR Copy of Record

Permit					
Permit #:	**IL0028380**	**Permittee:**	DOWNERS GROVE SANITARY DISTRICT	**Facility:**	DOWNERS GROVE S.D. - WASTEWATER TREATMENT CENTER
Major:	Yes	**Permittee Address:**	2710 CURTISS STREET PO BOX 1412 DOWNERS GROVE, IL 60515	**Facility Location:**	5003 WALNUT AVENUE DOWNERS GROVE, IL 60515
Permitted Feature:	002 External Outfall	**Discharge:**	**002-0** MIXING CHMBR OVERFLOW TO ST. JOSEPH CRK		
Report Dates & Status					
Monitoring Period:	**From 04/01/18 to 04/30/18**	**DMR Due Date:**	**05/25/18**	**Status:**	**NetDMR Validated**
Considerations for Form Completion					
NUMBER OF DAYS OF DISCHARGE:CS					
Principal Executive Officer					
First Name:	Nicholas	**Title:**	General Manager	**Telephone:**	630-969-0664
Last Name:	Menninga				
No Data Indicator (NODI)					
Form NODI:	--				

Parameter		Monitoring Location	Season #	Param. NODI		Quantity or Loading					Quality or Concentration							# of Ex.	Frequency of Analysis	Sample Type
Code	Name					Qualifier 1	Value 1	Qualifier 2	Value 2	Units	Qualifier 1	Value 1	Qualifier 2	Value 2	Qualifier 3	Value 3	Units			
00300	Oxygen, dissolved [DO]	1 - Effluent Gross	0	--	Sample										=	7.9	19 - mg/L		DL/DS - Daily When Discharging	GR - GRAB
					Permit Req.											Req Mon DAILY MN	19 - mg/L	0	DL/DS - Daily When Discharging	GR - GRAB
					Value NODI															
00310	BOD, 5-day, 20 deg. C	1 - Effluent Gross	0	--	Sample								=	17.4	=	17.4	19 - mg/L		DL/DS - Daily When Discharging	GR - GRAB
					Permit Req.								<=	30 MO AVG	<=	45 WKLY AVG	19 - mg/L	0	DL/DS - Daily When Discharging	GR - GRAB
					Value NODI															
00400	pH	1 - Effluent Gross	0	--	Sample						=	7.4			=	7.4	12 - SU		DL/DS - Daily When Discharging	GR - GRAB
					Permit Req.						>=	6 MINIMUM			<=	9 MAXIMUM	12 - SU	0	DL/DS - Daily When Discharging	GR - GRAB
					Value NODI															
00530	Solids, total suspended	1 - Effluent Gross	0	--	Sample								=	12.5	=	12.5	19 - mg/L		DL/DS - Daily When Discharging	GR - GRAB
					Permit Req.								<=	30 MO AVG	<=	45 WKLY AVG	19 - mg/L	0	DL/DS - Daily When Discharging	GR - GRAB
					Value NODI															
00610	Nitrogen, ammonia total [as N]	1 - Effluent Gross	0	--	Sample										=	1.21	19 - mg/L		DL/DS - Daily When Discharging	GR - GRAB
					Permit Req.											Req Mon DAILY MX	19 - mg/L	0	DL/DS - Daily When Discharging	GR - GRAB
					Value NODI															
00665	Phosphorus, total [as P]	1 - Effluent Gross	0	--	Sample										=	1.23	19 - mg/L		DL/DS - Daily When Discharging	GR - GRAB
					Permit Req.											Req Mon DAILY MX	19 - mg/L	0	DL/DS - Daily When Discharging	GR - GRAB
					Value NODI															
50060	Chlorine, total residual	1 - Effluent Gross	0	--	Sample								=	0.52			19 - mg/L		DL/DS - Daily When Discharging	GR - GRAB
					Permit Req.								<=	.75 MO AVG			19 - mg/L	0	DL/DS - Daily When Discharging	GR - GRAB
					Value NODI															
74055	Coliform, fecal general	1 - Effluent Gross	0	--	Sample										=	10	13 - #/100mL		DL/DS - Daily When Discharging	GR - GRAB
					Permit Req.										<=	400 DAILY MX	13 - #/100mL	0	DL/DS - Daily When Discharging	GR - GRAB
					Value NODI															
82220	Flow, total	1 - Effluent Gross	0	--	Sample			=	22.27	80 - Mgal/mo									DL/DS - Daily When Discharging	
					Permit Req.				Req Mon MO TOTAL	80 - Mgal/mo								0	DL/DS - Daily When Discharging	
					Value NODI															

Submission Note	
If a parameter row does not contain any values for the Sample nor Effluent Trading, then none of the following fields will be submitted for that row: Units, Number of Excursions, Frequency of Analysis, and Sample Type.	
Edit Check Errors	
No errors.	
Comments	
2 days of discharge.	
Attachments	
No attachments.	
Report Last Saved By	
DOWNERS GROVE SANITARY DISTRICT	
User:	reeseberry
Name:	Dorrance Berry
E-Mail:	rberry@dgsd.org
Date/Time:	2018-05-09 08:21 (Time Zone: -05:00)
Report Last Signed By	

User:	reeseberry
Name:	Dorrance Berry
E-Mail:	rberry@dgsd.org
Date/Time:	2018-05-09 08:23 (Time Zone: -05:00)

DMR Copy of Record

Permit

Permit #:	**IL0028380**	**Permittee:**	DOWNERS GROVE SANITARY DISTRICT	**Facility:**	DOWNERS GROVE S.D. - WASTEWATER TREATMENT CENTER
Major:	Yes	**Permittee Address:**	2710 CURTISS STREET PO BOX 1412 DOWNERS GROVE, IL 60515	**Facility Location:**	5003 WALNUT AVENUE DOWNERS GROVE, IL 60515
Permitted Feature:	003 External Outfall	**Discharge:**	**003-0** EXCESS FLOW TO ST. JOSEPH CRK		

Report Dates & Status

Monitoring Period:	**From 04/01/18 to 04/30/18**	**DMR Due Date:**	**05/25/18**	**Status:**	**NetDMR Validated**

Considerations for Form Completion

NUMBER OF DAYS OF DISCHARGE:CS

Principal Executive Officer

First Name:	Nicholas	**Title:**	General Manager	**Telephone:**	630-969-0664
Last Name:	Menninga				

No Data Indicator (NODI)

Form NODI: --

Parameter		Monitoring Location	Season #	Param. NODI		Quantity or Loading					Quality or Concentration							# of Ex.	Frequency of Analysis	Sample Type
Code	Name					Qualifier 1	Value 1	Qualifier 2	Value 2	Units	Qualifier 1	Value 1	Qualifier 2	Value 2	Qualifier 3	Value 3	Units			
00300	Oxygen, dissolved [DO]	1 - Effluent Gross	0	--	Sample															
					Permit Req.											Req Mon DAILY MN	19 - mg/L		DL/DS - Daily When Discharging	GR - GRAB
					Value NODI											C - No Discharge				
00310	BOD, 5-day, 20 deg. C	1 - Effluent Gross	0	--	Sample															
					Permit Req.								<=	30 MO AVG	<=	45 WKLY AVG	19 - mg/L		DL/DS - Daily When Discharging	GR - GRAB
					Value NODI									C - No Discharge		C - No Discharge				
00400	pH	1 - Effluent Gross	0	--	Sample															
					Permit Req.						>=	6 MINIMUM			<=	9 MAXIMUM	12 - SU		DL/DS - Daily When Discharging	GR - GRAB
					Value NODI							C - No Discharge				C - No Discharge				
00530	Solids, total suspended	1 - Effluent Gross	0	--	Sample															
					Permit Req.								<=	30 MO AVG	<=	45 WKLY AVG	19 - mg/L		DL/DS - Daily When Discharging	GR - GRAB
					Value NODI									C - No Discharge		C - No Discharge				
00610	Nitrogen, ammonia total [as N]	1 - Effluent Gross	0	--	Sample															
					Permit Req.											Req Mon DAILY MX	19 - mg/L		DL/DS - Daily When Discharging	GR - GRAB
					Value NODI											C - No Discharge				
00665	Phosphorus, total [as P]	1 - Effluent Gross	0	--	Sample															
					Permit Req.											Req Mon DAILY MX	19 - mg/L		DL/DS - Daily When Discharging	GR - GRAB
					Value NODI											C - No Discharge				
50060	Chlorine, total residual	1 - Effluent Gross	0	--	Sample															
					Permit Req.								<=	.75 MO AVG			19 - mg/L		DL/DS - Daily When Discharging	GR - GRAB
					Value NODI									C - No Discharge						
74055	Coliform, fecal general	1 - Effluent Gross	0	--	Sample															
					Permit Req.										<=	400 DAILY MX	13 - #/100mL		DL/DS - Daily When Discharging	GR - GRAB
					Value NODI											C - No Discharge				
82220	Flow, total	1 - Effluent Gross	0	--	Sample															
					Permit Req.				Req Mon MO TOTAL	80 - Mgal/mo									DL/DS - Daily When Discharging	
					Value NODI				C - No Discharge											

Submission Note

If a parameter row does not contain any values for the Sample nor Effluent Trading, then none of the following fields will be submitted for that row: Units, Number of Excursions, Frequency of Analysis, and Sample Type.

Edit Check Errors

No errors.

Comments

Attachments

No attachments.

Report Last Saved By

DOWNERS GROVE SANITARY DISTRICT

User:	reeseberry
Name:	Dorrance Berry
E-Mail:	rberry@dgsd.org
Date/Time:	2018-05-09 08:03 (Time Zone: -05:00)

Report Last Signed By

User:	reeseberry
Name:	Dorrance Berry
E-Mail:	rberry@dgsd.org
Date/Time:	2018-05-09 08:23 (Time Zone: -05:00)

DMR Copy of Record

Permit

Permit #:	**IL0028380**	**Permittee:**	DOWNERS GROVE SANITARY DISTRICT	**Facility:**	DOWNERS GROVE S.D. - WASTEWATER TREATMENT CENTER
Major:	Yes	**Permittee Address:**	2710 CURTISS STREET PO BOX 1412 DOWNERS GROVE, IL 60515	**Facility Location:**	5003 WALNUT AVENUE DOWNERS GROVE, IL 60515
Permitted Feature:	A01 External Outfall	**Discharge:**	**A01-0** EXCESS FLOW FROM EXCESS FLOW CLARIFIERS		

Report Dates & Status

Monitoring Period:	**From 04/01/18 to 04/30/18**	**DMR Due Date:**	**05/25/18**	**Status:**	**NetDMR Validated**

Considerations for Form Completion

NUMBER OF DAYS OF DISCHARGE:CS

Principal Executive Officer

First Name:	Nicholas	**Title:**	General Manager	**Telephone:**	630-969-0664
Last Name:	Menninga				

No Data Indicator (NODI)

Form NODI: --

Parameter		Monitoring Location	Season #	Param. NODI		Quantity or Loading					Quality or Concentration							# of Ex.	Frequency of Analysis	Sample Type
Code	Name					Qualifier 1	Value 1	Qualifier 2	Value 2	Units	Qualifier 1	Value 1	Qualifier 2	Value 2	Qualifier 3	Value 3	Units			
00310	BOD, 5-day, 20 deg. C	1 - Effluent Gross	0	--	Sample										=	42.8	19 - mg/L		DL/DS - Daily When Discharging	GR - GRAB
					Permit Req.											Req Mon DAILY MX	19 - mg/L	0	DL/DS - Daily When Discharging	GR - GRAB
					Value NODI															
00530	Solids, total suspended	1 - Effluent Gross	0	--	Sample										=	33	19 - mg/L		DL/DS - Daily When Discharging	GR - GRAB
					Permit Req.											Req Mon DAILY MX	19 - mg/L	0	DL/DS - Daily When Discharging	GR - GRAB
					Value NODI															
00610	Nitrogen, ammonia total [as N]	1 - Effluent Gross	0	--	Sample										=	4.21	19 - mg/L		DL/DS - Daily When Discharging	GR - GRAB
					Permit Req.											Req Mon DAILY MX	19 - mg/L	0	DL/DS - Daily When Discharging	GR - GRAB
					Value NODI															
00665	Phosphorus, total [as P]	1 - Effluent Gross	0	--	Sample										=	1.36	19 - mg/L		DL/DS - Daily When Discharging	GR - GRAB
					Permit Req.											Req Mon DAILY MX	19 - mg/L	0	DL/DS - Daily When Discharging	GR - GRAB
					Value NODI															
82220	Flow, total	1 - Effluent Gross	0	--	Sample			=	20.61	80 - Mgal/mo									DL/DS - Daily When Discharging	CN - CONTIN
					Permit Req.				Req Mon MO TOTAL	80 - Mgal/mo								0	DL/DS - Daily When Discharging	CN - CONTIN
					Value NODI															

Submission Note

If a parameter row does not contain any values for the Sample nor Effluent Trading, then none of the following fields will be submitted for that row: Units, Number of Excursions, Frequency of Analysis, and Sample Type.

Edit Check Errors

No errors.

Comments

Event 1: 4/15/18 to 4/16/18, discharging for 39.3 hours. 1.87 inches of rain over 27 hours. B01 flow rate at A01 start time: 17,145 gpm.

Attachments

No attachments.

Report Last Saved By

DOWNERS GROVE SANITARY DISTRICT

User:	reeseberry
Name:	Dorrance Berry
E-Mail:	rberry@dgsd.org
Date/Time:	2018-05-09 08:21 (Time Zone: -05:00)

Report Last Signed By

User:	reeseberry
Name:	Dorrance Berry
E-Mail:	rberry@dgsd.org
Date/Time:	2018-05-09 08:23 (Time Zone: -05:00)

DMR Copy of Record

Permit					
Permit #:	**IL0028380**	**Permittee:**	DOWNERS GROVE SANITARY DISTRICT	**Facility:**	DOWNERS GROVE S.D. - WASTEWATER TREATMENT CENTER
Major:	Yes	**Permittee Address:**	2710 CURTISS STREET PO BOX 1412 DOWNERS GROVE, IL 60515	**Facility Location:**	5003 WALNUT AVENUE DOWNERS GROVE, IL 60515
Permitted Feature:	B01 External Outfall	**Discharge:**	**B01-0** INTERNAL MIXING CHMBR - E. BR. DUPAGE RVR		
Report Dates & Status					
Monitoring Period:	**From 04/01/18 to 04/30/18**	**DMR Due Date:**	**05/25/18**	**Status:**	**NetDMR Validated**
Considerations for Form Completion					
DMF LOAD LIMITS DISPLAYED.					
Principal Executive Officer					
First Name:	Nicholas	**Title:**	General Manager	**Telephone:**	630-969-0664
Last Name:	Menninga				
No Data Indicator (NODI)					
Form NODI:	--				

Parameter		Monitoring Location	Season #	Param. NODI		Quantity or Loading					Quality or Concentration							# of Ex.	Frequency of Analysis	Sample Type
Code	Name					Qualifier 1	Value 1	Qualifier 2	Value 2	Units	Qualifier 1	Value 1	Qualifier 2	Value 2	Qualifier 3	Value 3	Units			
00011	Temperature, water deg. fahrenheit	1 - Effluent Gross	0	--	Sample										=	52.7	15 - deg F		01/30 - Monthly	GR - GRAB
					Permit Req.											Req Mon MO MAX	15 - deg F	0	01/30 - Monthly	GR - GRAB
					Value NODI															
00300	Oxygen, dissolved [DO]	1 - Effluent Gross	0	--	Sample								=	8.1	=	7.8	19 - mg/L		03/DW - 3 Days Every Week	GR - GRAB
					Permit Req.								>=	6 MN WK AV	>=	5 DAILY MN	19 - mg/L	0	02/DA - 2 Days Every Week	GR - GRAB
					Value NODI															
00400	pH	1 - Effluent Gross	0	--	Sample						=	6.8			=	7.4	12 - SU		05/DW - 5 Days Every Week	GR - GRAB
					Permit Req.						>=	6 MINIMUM			<=	9 MAXIMUM	12 - SU	0	02/DA - 2 Days Every Week	GR - GRAB
					Value NODI															
00410	Alkalinity, total [as CaCO3]	1 - Effluent Gross	0	--	Sample										=	166	19 - mg/L		01/30 - Monthly	CP - COMPOS
					Permit Req.											Req Mon DAILY MX	19 - mg/L	0	01/30 - Monthly	CP - COMPOS
					Value NODI															
00530	Solids, total suspended	1 - Effluent Gross	0	--	Sample	=	186.03	=	2786.3	26 - lb/d			=	1.2	=	14.5	19 - mg/L		05/DW - 5 Days Every Week	CP - COMPOS
					Permit Req.	<=	2202 MO AVG	<=	4404 DAILY MX	26 - lb/d			<=	12 MO AVG	<=	24 DAILY MX	19 - mg/L	0	02/DA - 2 Days Every Week	CP - COMPOS
					Value NODI															
00600	Nitrogen, total [as N]	1 - Effluent Gross	0	--	Sample										=	19	19 - mg/L		01/30 - Monthly	CP - COMPOS
					Permit Req.											Req Mon DAILY MX	19 - mg/L	0	01/30 - Monthly	CP - COMPOS
					Value NODI															
00610	Nitrogen, ammonia total [as N]	1 - Effluent Gross	3	--	Sample	=	90.27	=	343.07	26 - lb/d			=	0.73	=	2.66	19 - mg/L		03/DW - 3 Days Every Week	CP - COMPOS
					Permit Req.	<=	275 MO AVG	<=	550 DAILY MX	26 - lb/d			<=	1.5 MO AVG	<=	3 DAILY MX	19 - mg/L	0	02/DA - 2 Days Every Week	CP - COMPOS
					Value NODI															
00625	Nitrogen, Kjeldahl, total [as N]	1 - Effluent Gross	0	--	Sample										<	1.19	19 - mg/L		01/30 - Monthly	CP - COMPOS
					Permit Req.											Req Mon DAILY MX	19 - mg/L	0	01/30 - Monthly	CP - COMPOS
					Value NODI															
00630	Nitrite + Nitrate total [as N]	1 - Effluent Gross	0	--	Sample										=	19	19 - mg/L		01/30 - Monthly	CA - CALCTD
					Permit Req.											Req Mon DAILY MX	19 - mg/L	0	01/30 - Monthly	CA - CALCTD
					Value NODI															
00665	Phosphorus, total [as P]	1 - Effluent Gross	0	--	Sample										=	2.74	19 - mg/L		05/30 - 5 Times Every Month	CP - COMPOS
					Permit Req.											Req Mon DAILY MX	19 - mg/L	0	01/30 - Monthly	CP - COMPOS
					Value NODI															
00666	Phosphorus, dissolved	1 - Effluent Gross	0	--	Sample										=	2.56	19 - mg/L		01/30 - Monthly	CP - COMPOS
					Permit Req.											Req Mon DAILY MX	19 - mg/L	0	01/30 - Monthly	CP - COMPOS
					Value NODI															
00940	Chloride [as Cl]	1 - Effluent Gross	0	--	Sample										=	272	19 - mg/L		01/30 - Monthly	GR - GRAB
					Permit Req.											Req Mon DAILY MX	19 - mg/L	0	01/30 - Monthly	GR - GRAB
					Value NODI															
50050	Flow, in conduit or thru treatment plant	1 - Effluent Gross	0	--	Sample	=	11.7	=	23.04	03 - MGD									99/99 - Continuous	
					Permit Req.		Req Mon MO AVG		Req Mon DAILY MX	03 - MGD								0	99/99 - Continuous	
					Value NODI															
50060	Chlorine, total residual	1 - Effluent Gross	1	--	Sample										=	0.05	19 - mg/L		CL/OC - Chlorination/Occurances	GR - GRAB
					Permit Req.										<=	.05 DAILY MX	19 - mg/L	0	CL/OC - Chlorination/Occurances	GR - GRAB
					Value NODI															
80082	BOD, carbonaceous [5 day, 20 C]	1 - Effluent Gross	0	--	Sample	=	188.57	=	980.01	26 - lb/d			=	1.2	=	5.1	19 - mg/L		03/DW - 3 Days Every Week	CP - COMPOS
					Permit Req.	<=	1835 MO AVG	<=	3670 DAILY MX	26 - lb/d			<=	10 MO AVG	<=	20 DAILY MX	19 - mg/L	0	02/DA - 2 Days Every Week	CP - COMPOS
					Value NODI															

Submission Note

If a parameter row does not contain any values for the Sample nor Effluent Trading, then none of the following fields will be submitted for that row: Units, Number of Excursions, Frequency of Analysis, and Sample Type.

Edit Check Errors	
No errors.	
Comments	
Attachments	
No attachments.	
Report Last Saved By	
DOWNERS GROVE SANITARY DISTRICT	
User:	reeseberry
Name:	Dorrance Berry
E-Mail:	rberry@dgsd.org
Date/Time:	2018-05-09 08:22 (Time Zone: -05:00)
Report Last Signed By	
User:	reeseberry
Name:	Dorrance Berry
E-Mail:	rberry@dgsd.org
Date/Time:	2018-05-09 08:23 (Time Zone: -05:00)

DMR Copy of Record

Permit					
Permit #:	**IL0028380**	**Permittee:**	DOWNERS GROVE SANITARY DISTRICT	**Facility:**	DOWNERS GROVE S.D. - WASTEWATER TREATMENT CENTER
Major:	Yes	**Permittee Address:**	2710 CURTISS STREET PO BOX 1412 DOWNERS GROVE, IL 60515	**Facility Location:**	5003 WALNUT AVENUE DOWNERS GROVE, IL 60515
Permitted Feature:	C01 External Outfall	**Discharge:**	**C01-0** EXCESS FLOW FROM CLARIFIER #1		
Report Dates & Status					
Monitoring Period:	**From 04/01/18 to 04/30/18**	**DMR Due Date:**	**05/25/18**	**Status:**	**NetDMR Validated**
Considerations for Form Completion					
NUMBER OF DAYS OF DISCHARGE:CS					
Principal Executive Officer					
First Name:	Nicholas	**Title:**	General Manager	**Telephone:**	630-969-0664
Last Name:	Menninga				
No Data Indicator (NODI)					
Form NODI:	--				

Parameter		Monitoring Location	Season #	Param. NODI		Quantity or Loading					Quality or Concentration							# of Ex.	Frequency of Analysis	Sample Type
Code	Name					Qualifier 1	Value 1	Qualifier 2	Value 2	Units	Qualifier 1	Value 1	Qualifier 2	Value 2	Qualifier 3	Value 3	Units			
00310	BOD, 5-day, 20 deg. C	1 - Effluent Gross	0	--	Sample															
					Permit Req.											Req Mon DAILY MX	19 - mg/L		DL/DS - Daily When Discharging	GR - GRAB
					Value NODI											C - No Discharge				
00530	Solids, total suspended	1 - Effluent Gross	0	--	Sample															
					Permit Req.											Req Mon DAILY MX	19 - mg/L		DL/DS - Daily When Discharging	GR - GRAB
					Value NODI											C - No Discharge				
00610	Nitrogen, ammonia total [as N]	1 - Effluent Gross	0	--	Sample															
					Permit Req.											Req Mon DAILY MX	19 - mg/L		DL/DS - Daily When Discharging	GR - GRAB
					Value NODI											C - No Discharge				
00665	Phosphorus, total [as P]	1 - Effluent Gross	0	--	Sample															
					Permit Req.											Req Mon DAILY MX	19 - mg/L		DL/DS - Daily When Discharging	GR - GRAB
					Value NODI											C - No Discharge				
82220	Flow, total	1 - Effluent Gross	0	--	Sample															
					Permit Req.				Req Mon MO TOTAL	80 - Mgal/mo									DL/DS - Daily When Discharging	CN - CONTIN
					Value NODI				C - No Discharge											

Submission Note	
If a parameter row does not contain any values for the Sample nor Effluent Trading, then none of the following fields will be submitted for that row: Units, Number of Excursions, Frequency of Analysis, and Sample Type.	
Edit Check Errors	
No errors.	
Comments	
Attachments	
No attachments.	
Report Last Saved By	
DOWNERS GROVE SANITARY DISTRICT	
User:	reeseberry
Name:	Dorrance Berry
E-Mail:	rberry@dgsd.org
Date/Time:	2018-05-09 08:18 (Time Zone: -05:00)
Report Last Signed By	
User:	reeseberry
Name:	Dorrance Berry
E-Mail:	rberry@dgsd.org
Date/Time:	2018-05-09 08:23 (Time Zone: -05:00)

DMR Copy of Record

Permit					
Permit #:	**IL0028380**	**Permittee:**	DOWNERS GROVE SANITARY DISTRICT	**Facility:**	DOWNERS GROVE S.D. - WASTEWATER TREATMENT CENTER
Major:	Yes	**Permittee Address:**	2710 CURTISS STREET PO BOX 1412 DOWNERS GROVE, IL 60515	**Facility Location:**	5003 WALNUT AVENUE DOWNERS GROVE, IL 60515
Permitted Feature:	INF Influent Structure	**Discharge:**	**INF-L** INFLUENT MONITORING		
Report Dates & Status					
Monitoring Period:	**From 04/01/18 to 04/30/18**	**DMR Due Date:**	**05/25/18**	**Status:**	**NetDMR Validated**
Considerations for Form Completion					
CS					
Principal Executive Officer					
First Name:	Nicholas	**Title:**	General Manager	**Telephone:**	630-969-0664
Last Name:	Menninga				
No Data Indicator (NODI)					
Form NODI:	--				

Parameter		Monitoring Location	Season #	Param. NODI		Quantity or Loading					Quality or Concentration							# of Ex.	Frequency of Analysis	Sample Type
Code	Name					Qualifier 1	Value 1	Qualifier 2	Value 2	Units	Qualifier 1	Value 1	Qualifier 2	Value 2	Qualifier 3	Value 3	Units			
00310	BOD, 5-day, 20 deg. C	G - Raw Sewage Influent	0	--	Sample								=	222			19 - mg/L		09/99 - See Permit	CP - COMPOS
					Permit Req.									Req Mon MO AVG			19 - mg/L	0	09/99 - See Permit	CP - COMPOS
					Value NODI															
00530	Solids, total suspended	G - Raw Sewage Influent	0	--	Sample								=	192			19 - mg/L		09/99 - See Permit	CP - COMPOS
					Permit Req.									Req Mon MO AVG			19 - mg/L	0	09/99 - See Permit	CP - COMPOS
					Value NODI															
00600	Nitrogen, total [as N]	G - Raw Sewage Influent	0	--	Sample										=	45.5	19 - mg/L		01/30 - Monthly	CP - COMPOS
					Permit Req.											Req Mon DAILY MX	19 - mg/L	0	01/30 - Monthly	CP - COMPOS
					Value NODI															
00665	Phosphorus, total [as P]	G - Raw Sewage Influent	0	--	Sample										=	6.92	19 - mg/L		01/30 - Monthly	CP - COMPOS
					Permit Req.											Req Mon DAILY MX	19 - mg/L	0	01/30 - Monthly	CP - COMPOS
					Value NODI															
50050	Flow, in conduit or thru treatment plant	G - Raw Sewage Influent	0	--	Sample	=	11.97	=	23.91	03 - MGD									99/99 - Continuous	
					Permit Req.		Req Mon MO AVG		Req Mon DAILY MX	03 - MGD								0	99/99 - Continuous	
					Value NODI															

Submission Note		
If a parameter row does not contain any values for the Sample nor Effluent Trading, then none of the following fields will be submitted for that row: Units, Number of Excursions, Frequency of Analysis, and Sample Type.		
Edit Check Errors		
No errors.		
Comments		
Attachments		
No attachments.		
Report Last Saved By		
DOWNERS GROVE SANITARY DISTRICT		
User:	reeseberry	
Name:	Dorrance Berry	
E-Mail:	rberry@dgsd.org	
Date/Time:	2018-05-09 08:20	(Time Zone: -05:00)
Report Last Signed By		
User:	reeseberry	
Name:	Dorrance Berry	
E-Mail:	rberry@dgsd.org	
Date/Time:	2018-05-09 08:23	(Time Zone: -05:00)

DOWNERS GROVE SANITARY DISTRICT

M E M O

TO: Nicholas J. Menninga, General Manager

FROM: Jeff Barta, Maintenance Supervisor

DATE: May 8, 2018

SUBJECT: April 2018 Maintenance Report

Attached is a work order summary detailing equipment repair and preventive maintenance activities conducted by the maintenance/electrical department and operations during April 2018.

Special projects in April included:

Digester 2 Mixing System (Pearth Unit) – Rotary Gas Valve Repairs

The digester 2 mixing system (Envirex/Pearth unit) was originally installed in 1986. It consists of a gas compressor and an eight (8) port rotary gas distribution valve. This valve rotates and then pauses for a programmed duration to push the methane gas that is collected in the cover down one of the eight (8) lance pipes to the bottom of the digester to create the mixing action.

When we discovered that the rotary valve was no longer rotating properly, we removed it from service to disassemble and determine the cause. What we found was that the main worm gear in the gear reducer was worn out and the mechanical gas seal had also failed. After contacting the manufacturer (Envirex), we were told that this rotary valve was obsolete, they could not offer any parts, and the replacement/upgraded unit would cost over $25,000.

Since the original manufacture of this gear reducer for the rotary valve was Boston Gear we reached out to our Motion Industries representative, who is a distributor for Boston Gear, to see if he could get us a replacement worm gear and the mechanical gas seal assembly. Initially, he was also told that this gear reducer was obsolete but they would see if they could find any archived drawings on our unit. Fortunately, they located the drawing for the worm gear and agreed to machine a replacement worm gear for us. They also could provide a new mechanical gas seal but the cost was over $2,000. After looking closer at the existing seal the machined steel components were salvageable and we just needed to locate the appropriate O-rings and clean and polish the sealing surfaces at a significant cost savings.

After receiving the new worm gear and locating all of the O-ring seals that were needed through Motion Industries, the gear reducer was re-assembled and installed on the rotary gas valve. I'm pleased to report the gas mixing system is back in operation at a total repair cost of only $417.01.

I would also like to mention that Nick Whitefleet one of my Maintenance Mechanics was of great assistance to me on this project with the research, vendor and manufacturer contacts and follow ups. Nick really did a great job from start to finish!

Liberty Park Lift Station – New Lift Station Commissioning

On April 5th, the new lift station was connected to the force main and was put into operation. District maintenance and electrical staff were significantly involved with coordinating all of the bypass pumping with the contractor and the testing and commissioning of the new lift station.

In addition to assisting with the switchover, District staff also replaced all 4 of the force main air relief valves during the time that the force main was drained to connect it to the new lift station.

Mechanically, the new lift station is operating as designed and we are achieving the designed flow rates and pumping capacities that were expected. The new local "Smart Panel" PLC control system, is also operating well but we are having some communication challenges between our existing SCADA system and their Smart Panel. Concentric Integration is working on this and has a temporary communication connection established with a permanent solution to follow.

In addition to resolving the communication challenges, we also are working with Xylem-Flygt to add some additional control functionality to their Smart Panel to allow us all of the remote control functions that we had with our existing Scada PLC. The Xylem/Flygt Smart Panel PLC offers a significant amount of additional control modes, monitoring functions and operating data that we never had, but it's missing some of the basics we are accustomed to. Xylem/Flygt and Concentric expect to have all of these items resolved within the next few weeks.

The construction site restoration work is nearing completion. The new fencing and asphalt driveway have been installed, and I am currently working with Bolder Construction and their landscape contractor on the final grading, seeding and the installation of a few new trees to screen the equipment.

Primary Clarifiers 3&4 Long Collectors – Drive Replacement

The existing long collector drive unit that was originally installed in 1964 had reached the end of its service life.

The original unit was a powered by a single motor and a very large multi-stage gear reducer that was connected to both clarifiers. We replaced it with a pair of 1/2hp gear motors (one for each clarifier) and a new electrical control panel. The gear motors and the sheer pin drive gears were purchased from Applied Industrial and Motion Industries.

All of the installation work, mechanical and electrical, including the building of the new electrical control panel was completed in-house by District staff. A similar upgrade on primary clarifiers 1&2 was completed in February 2018.

cc: WDVB, ASK, PWC, KJR, RTJ, MJS, WCC, MGP

Work Order Summary

Work Order Completion Dates from 4/2/2018 to 4/30/2018

Work Assignment	Completion Date	Equipment	NOTATIONS
Turn on and run Chlorine Contact Tank sweep arm	4/27/2018	Chlorine Contact Tank	
Monthly Liquid Status of Under Ground Diesel Tank	4/3/2018	Emerg Gen Diesel Storage Tank	
Semi-Annual Greasing Of Various Equipment	4/25/2018	Chlorine Contact Tank	
		Digester 3	
		Digester 5	
		Excess Flow Clarifier 1	
		Excess Flow Clarifier 2	
		Excess Flow Clarifier 3	
		Excess Flow Clarifier 4	
		Hypo Effluent Booster Pump 1	
		Hypo Effluent Booster Pump 2	
		Hypo Effluent Booster Pump 3	
		Intermediate Clarifier 1	
		Intermediate Clarifier 2	
		Intermediate Clarifier 3	
Change Oil On Gear Reducers For Belt Press Unit & Conveyors	4/4/2018	Belt Filter Press	
		Belt Press Sludge Conveyor	
Grease Tracks, Check Lube Sites On Bar Screens #1 & #2	4/6/2018	Bar Screen 1	
		Bar Screen 2	
		Bar Screen Rag Compactor	
Grease Raw Sewage And Excess Flow Pumps		Excess Flow Pump 06	
		Excess Flow Pump 07	
		Excess Flow Pump 08	
		Excess Flow Pump 09	
		Raw Sewage Pump 1	
		Raw Sewage Pump 2	
		Raw Sewage Pump 3	
		Raw Sewage Pump 4	
		Raw Sewage Pump 5	
6 Month Oil Change On Bearings, Intermediate Pumps #1 & #2	4/9/2018	Intermediate Sludge Pump 1	
		Intermediate Sludge Pump 2	
Six Month Oil Change Sand Filter's #1 & #2		Filter 1	

Work Assignment	Completion Date	Equipment	NOTATIONS
		Filter 2	
Full service and Oil change six month-Bobcat 333	4/17/2018	2009 BOB CAT S 300 #333	Performed full service, repair leaking seals on 2 hubs/drive wheels.
Six Month Oil Change WAS Moyno Pumps Reducers	4/3/2018	Conc Tank Moyno Sludge Pump 1	
		Conc Tank Moyno Sludge Pump 3	
Seasonal open and close of Pearth 4 louvers	4/6/2018	Digester 4 Mixing System	
Check, Remove,Clean. Grease-debris from wells		Excess Flow Pump Station	
		Raw Sewage Pump Station	
Remove/Install Insulating Jackets on Digester Gas Equipment	4/20/2018	Digester 5 Cover	
Test for H2S at Unison Gas skid	4/3/2018	CHP Gas Cleaning System	80 ppm
Replaced batteries Club Car #2	4/2/2018	2014 Club Car Carry-all #2	Replaced old/bad batteries and cables with new.
Replace bad batteries on JD loader 334	4/4/2018	2013 Wheel Loader #334	
Full service on 2015 JD 244K #332	4/2/2018	2015 Wheel Loader #332	R&R all filters, engine oil, service batteries and grease machine. Next service at 1425 hours.
Renew 6 month inspection service contract with Colley Elevator.	4/3/2018	Excess Flow Pump Station	Renew the "State Required" 6 month inspection service contract with Colley Elevator.
		Raw Sewage Pump Station	
Install new culvert pipes and storm drain manhole by intermediate clar 3		WWTC Roadways	Uno Construction Saw cut the roadway, removed the old deteriorated culvert pipes, installed new culvert pipe and added a new storm drain manhole on the west corner of the roadway by intermediate 3.
Cut back and clear trees that are overhanging the roof.	4/5/2018	Administration Center	
Replace the check valve assembly on the mixing chamber that was broken.		Belt Press Polymer System	Replace the check valve asembly and test operation. Also purchased a spare assembly and repair kit.
Replace the metal halide lighting in the basement with LED retrofits.	4/6/2018	Operations Center	Replace a total of 11 metal halide & HPS lighting fixtures in the basement with LED retrofits.
Replace Wiper Grit Conveyors 1-2	4/18/2018	Grit Conveyor System	
Exercise both 24" primary influent ratio valves	4/10/2018	Tunnel From PS to Grit	
		Tunnel/Chan Primary Clarifiers	
Change Pre-Filters On Blowers 6, 7, 8, Blow Out Filter.	4/26/2018	Aeration Blower 06	
		Aeration Blower 07	
		Aeration Blower 08	
By-Weekly Fluid and Misc. Check of Generators	4/11/2018	Emergency Generator 1	
		Emergency Generator 2	
		Emergency Generator 3	
Plant Generators OSFM Quarterly Equipment Inspection Checklist	4/23/2018	Emerg Gen Diesel Storage Tank	
Run And Inspect Generators With The Load Of The Plant	4/25/2018	Emergency Generator 1	

Work Assignment	Completion Date	Equipment	NOTATIONS
		Emergency Generator 2	
		Emergency Generator 3	
Grease Pump Bearings on 1-6 RAS pumps	4/11/2018	RAS Pump 1	
		RAS Pump 2	
		RAS Pump 3	
		RAS Pump 4	
		RAS Pump 5	
		RAS Pump 6	
Change Oil In Carter Gear Drives On Moyno's In Belt Press	4/17/2018	Belt Press Sludge Feed Pump 1	
		Belt Press Sludge Feed Pump 2	
3 Month Oil Change Blower #4	4/27/2018	Aeration Blower 04	
Six Month Oil ChangeChange Sand Filter's #3 & #4	4/19/2018	Filter 3	
		Filter 4	
Six Month Oil Change Change Sand Filter's #5 & #6		Filter 5	
		Filter 6	
500 Hour Oil Change on Pearth 4	4/12/2018	Digester 4 Mixing System	
Repair flat left rear tire on JD 331	4/9/2018	2017 Deere 544K Wheel Loader	Cassidy performed tire repair on left rear, cleaned and buffed inner wheel, replaced o-ring.
Replace polymer drum valves	4/10/2018	Belt Press Polymer System	Removed 1" tru 1/4 turn ball valve at poly drum and at trial polymer 5 gallon container, making both valves interchangeable.
24,115 hours. Replace spark plugs & Remedy positive crankcase pressure.	4/6/2018	CHP Engine Genset	Replaced all spark plugs with new. Replaced Oil breather with used unit that is slightly different design.
Motor is noisy, bad bearings.		RAS Pump 2	Pull the 40hp motor & send to Rainbow Electric for repair. Re-install motor after complete reconditioning, replace Omega coupler and repair electrical leads from the VFD that were cracked.
Check blower on Munters unit. Severe vibration, broken support brackets	4/10/2018	Filter Building	Found blower wheel deteriorated and out of balance. Remove blower assembly from the roof, repair all broken belt guard brackets, order blower overhaul kit from Munters, re-build blower unit with new blower wheel, shaft and bearings, re-assemble and instal
Repair upper steering cylinder on Belt Press	4/19/2018	Belt Filter Press	
EXCESS 003- Exercise 30" and 24" DEZURIK Valves	4/26/2018	Excess Flow 003 Valves	
Exercising of bar screen sluice gates 1 and 2		Bar Screen 1	
		Bar Screen 2	
2000 Hour Grease of Plant Effluent Pumps		Plant Effluent Water Pump #2	
3 Month Grease- Secondaries 1 & 2	4/27/2018	Secondary Clarifier 1	
		Secondary Clarifier 2	
Six Month Oil Change Primaries 1 & 2 Long Collector	4/25/2018	Primary Clarifier 1	
		Primary Clarifier 2	
Safety lane Vehicle 308	4/30/2018	2003 Ford Truck	

Work Assignment	Completion Date	Equipment	NOTATIONS
		E450/TV Unit	
Troubleshoot gate malfunctions.	4/11/2018	WWTC Main Gate	Perimeter Access System Services found the proximity switches for end of travel were intermittently not working and the guide rollers and trollies were worn out. Replace all components, adjust travel limits and test operation.
Repair air leaks on the pressure regulator & solenoid valves	4/12/2018	Primary ODS Sludge Pump 1	Rebuild the air pressure regulator & solenoid valves on both ODS sludge pumps.
		Primary ODS Sludge Pump 4	
24,600 hours. Order replacement parts for stock.	4/13/2018	CHP Engine Genset	Ordered replacement parts.
6,841 hours. Perform 1500 hour maintenance on engine and equipment.	4/16/2018	CHP Engine Genset #2	Performed valve adjustment, performed cylinder compression test, cleaned and gapped spark plugs. Checked the condition of ignition wires, coils, anti freeze, fasteners, and all filters. Cleaned engine.
Locate 4th air relief valve vault location, install new air relief valve	4/17/2018	Liberty Park Dschrg Force Main	Locate the valve vault located at 40th Place & Fairview, remove old drain piping and install a new air relief valve. Also re-order another air relief valve from Porter Pipe.
Troubleshoot and repair Mixing port selector equipment.	4/18/2018	Digester 2 Mixing System	
Install new service cap on the truck.	4/19/2018	2014 Ford F-150 4x2 Shortbed	Regional Truck Equipment installed a new Swiss HDU aluminum cap on the truck.
Replace gear reducers and controls for the long collectors on all 4 tank	4/27/2018	Primary Clarifier 1	Design, build and install new control panels, fabricate stainless steel bases for the new gear reducers, remove old long collector drive units and install the new gear reducers.
		Primary Clarifier 2	
		Primary Clarifier 3	
		Primary Clarifier 4	
Check refrigerant leak at the A-coil in the air handler for the west lab	4/12/2018	Laboratory	Gee Heating found and repaired the leak in the A-coil. Also for the zone valve for the cooling water as not working. Also purchase and install a new zone valve from Neuco and a new contactor for the compressor from Johnstone Supply.

DOWNERS GROVE SANITARY DISTRICT

M E M O

DATE: May 2, 2018

TO: Nicholas J. Menninga
General Manager

FROM: Robert Swirsky
Sewer System Maintenance Supervisor

RE: Monthly Report – April, 2018

1.	JULIE Line Markings:	Current	Year to Date
	Received	1299	3315
	In District	1235	3117
	Marked	222	593
	Man Hours	98	270

2.	Building Service:	Current	Year to Date
	a. BSSRAP TV Inspections	20	71
	b. Emergency BSSRAP Repairs	13	51
	c. Total BSSRAP Repairs	16	66
	d. I&I inspections	05	07
	e. I&I C.O. installation	01	01
	f. Replace broken cleanout caps	02	03
	g. OHSP TV Inspections	01	02
	h. Post Rodding TV	06	15

3.	Sewer backups:	Current	Year to Date
	a. Public sewer	2	5
	b. Private sewer	15	76
	c. Surcharged main	0	11
	d. Pump station	0	0
	Total	17	92

		Current	Year to Date
4.	Sewer Cleaning (DGSD personnel):	44,304	83,572 Ft.
	a. Sewer Cleaning (outside contractors):	345	345 Ft.
5.	Main Sewer Televising (DGSD personnel):	973	1,872 Ft.
	a. Sewer Televising (outside contractors):	0	0 Ft.
6.	LETS TV	0	0
7.	Manhole inspections	00	00

8. Sewer and manhole repairs and replacements by Uno Construction:
G2-069 to G2-068, repaired the broken sewer main under the creek crossing.

9. Miscellaneous: (sewer system personnel)
a. Upload flow-meters.

CC: WDVB, ASK, PWC, RTJ, KJR, MS, TTC, WCC, MCW

DOWNERS GROVE SANITARY DISTRICT
M E M O

DATE: May 2, 2018

TO: Nicholas J. Menninga
General Manager

FROM: Ted Cherwak
Sewer Construction Supervisor

RE: Monthly Report: Sewer Construction \ Code Enforcement – April 2018

1. Permits issued:	Current	Year to Date
a. Single family	4	23
b. Multiple family	0	0
c. Commercial	2	9
d. Repair	2	3
e. Disconnection	11	22
Total	19	57

2. Inspections made:	Current	Year to Date
a. Connections	9	29
b. Finals	7	27
c. Repairs	2	4
d. Disconnects	8	21
e. Groundwork	0	4
f. Walk-Thru	0	0
g. Pre-connections	0	2
h. Overhead Sewer Program	4	6
i. Code Enforcement	2	8
j. Lateral testing	7	41
Total	39	142

3. New Sewer Extension Construction:

a. None

4. New Sewer Extension Testing - air, deflection, manhole, televising and lamping:

a. None

5. Code Enforcement:

a. Miscellaneous walk-thru inspections
b. Overhead Sewer Program
c. Grease Trap Inspections

6. Plan & Permit Reviews:

    a. 4330 Prospect, single family review
    b. 4334 Prospect, single family review
    c. 3828 Venard, single family review
    d. 11 N Cumnor, single family review
    e. 412 Sherman, single family review
    f. 4500 Bryan, single family review
    g. 60 Ogden, That Burger Joint restaurant, tenant finish out plan
    h. 1026 Ogden, Core Life Eatery restaurant, tenant finish out plan
    i. 1034 Ogden, City BBQ restaurant, tenant finish out plan

7. Building Sanitary Service Access Agreements:

    a. 4330 Prospect, Downers Grove
    b. 4334 Prospect, Downers Grove
    c. 4500 Bryan, Downers Grove
    d. Woodview Subdivision, Woodridge

8. Illinois EPA Permits:

    a. None

9. Waste Hauling Permits Issued:

    a. None

10. Miscellaneous:

    a. Manhole Inspection for Village roadwork
    b. Pre-Bid Meeting for 1K-028 Phase II rehab
    c. Clarendon Hills Middle School WWTP Tour Assistance – Inspector Keith Shaffner

CC: WDVB, ASK, PWC, KJR, RTJ, MJS, RPS, WCC & MGP

Permits Issued: APRIL 2018

YEAR	PERMIT #	ADDRESS	STREET	CITY	ISSUE	TYPE	TAP FEE	INSP FEE
2018	35	58	OGDEN	DG	4/4/2018	COM		$198.00
2018	36	4425	WASHINGTON	DG	4/4/2018	DISCON		
2018	39	4539	CUMNOR	DG	4/11/2018	DISCON		
2018	40	11 N	CUMNOR	W	4/11/2018	DISCON		
2018	41	1943	HITCHCOCK	DG	4/11/2018	DISCON		
2018	43	4330	PROSPECT	DG	4/13/2018	DISCON		
2018	44	4334	PROSPECT	DG	4/13/2018	DISCON		
2018	45	419	BUCKINGHAM	DG	4/16/2018	REPAIR		
2018	37	4334	PROSPECT	DG	4/16/2018	SF-RB		$208.00
2018	38	4330	PROSPECT	DG	4/16/2018	SF-RB		$208.00
2018	46	4830	LEE	DG	4/17/2018	DISCON		
2018	47	5428	FAIRMOUNT	DG	4/18/2018	DISCON		
2018	48	4513	WILSON	DG	4/18/2018	DISCON		
2018	49	102 S	LINCOLN	W	4/18/2018	DISCON		
2018	50	4612	HIGHLAND	DG	4/18/2018	DISCON		
2018	51	19 S	LINCOLN	W	4/18/2018	REPAIR		
2018	55	412	SHERMAN	DG	4/24/2018	SF-RB		$208.00
2018	57	4500	BRYAN	DG	4/26/2018	SF-RB		$208.00
2018	52	1026	OGDEN	DG	4/30/2018	COM	$4,200.00	$198.00
					TOTAL:		$4,200.00	$1,228.00

Permit Type Index: SF=Single Family, RB=Rebuild, SC=Septic Conversion, ADD=Addition, Discon=Disconnect for Demolition, Comm=Commercial, MF=Multiple Family

Permit Final Inspections: APRIL 2018

YEAR	PERMIT #	ADDRESS		STREET	CITY	FINAL
2017	72	3832		VENARD	DG	4/6/2018
2016	142	2742		MAPLE	DG	4/6/2018
2017	32	234	W	BURLINGTON	W	4/12/2018
2017	143	5602		SHERMAN	DG	4/19/2018
2017	63	4806		SEELEY	DG	4/19/2018
2018	7	1320		75TH ST	DG	4/26/2018
2017	137	5255		BLODGETT	DG	4/27/2018

Progress Report

To: Nick Menninga, General Manager
From: Reese Berry, Laboratory Supervisor
Date: May 10, 2018
Re: April 2018 Laboratory Report

We had 1 excess event over 2 days during the month of April. There were no permit excursions during April 2018.

Industrial/Pretreatment:

The IWS's (Industrial Waste Survey) were returned and completed by all users. At this time we are evaluating and responding with follow-up questions to a few of the industrial users. We don't anticipate any new industrial permits based on the information we have obtained up to this point.

All data from the Effluent, Influent, and Biosolids semi-annual project was returned from the contract lab and entered into our tracking spreadsheet for these samples. We are required to report this information every year in our USEPA Pretreatment Report and on the DMR submittal website.

We completed the 2017 Pretreatment Annual Report, which is sent to US EPA and IEPA by the end of April each year. We summarized our activities for the previous year and provided sampling results for Influent, Effluent, and Biosolids for many different parameters.

Biosolids:

Data from the March sample was acceptable for our Class A product, so we continue to deliver and give away biosolids to the public.

We sent the quarterly biosolids report to the IEPA in April with testing results from January and March 2018.

Personnel:

I attended the IWPC conference in Springfield, IL for wastewater treatment information from April 16-19. I attended several talks directly related to laboratory testing, compliance, and pretreatment, which I found very beneficial. It's always a good resource to meet other individuals and discuss regulatory changes that we may be dealing with, along with getting the information first hand from a representative of the enforcing agency.

C: WDVB, ASK, PWC, KJR, RTJ, MJS, WCC, MGP

Downers Grove Sanitary District
I&I Removal Target Area
1K-028 Parcel Status

Legend

MH_Status
- Eliminate MH
- Leave in Place
- Replace

2018 Phase_II_Mainlines
2016_Sanitary Sewers Replaced
2018_Parcels_Adjoining_Work_Zone
ParcelsAssessmentRealEstate
Manholes
Mainlines

1K-028 Parcels
- Inspection Needed

Status
- 1A Has a Cleanout And All PVC Service
- 1B All PVC Service No OSCO
- 2A C/O Installed, Ready For Rehab
- 2B Agreement Received Ready For C/O
- 2BC Agreements Received, C/O & TV Needed
- 2D BSSRAP/OHSP TV Done
- 3A Released For Cleanout
- 4 Inspection Done Agreements Needed
- 4A Has An Existing Cleanout
- 5 Sheduled For An Inspection
- 5A Inspection Done Qualifies for BSSRAP
- 5B Unable to TV
- 5BX Unable to TV, Violation
- 5X Violation
- X Demolished/Vacant

STATUS OF 1K-028 INSPECTIONS AND AGREEMENT ACQUISITIONS

Category	Inspections Scheduled	Inspections Completed	Application Received	Agreements Signed	Cleanout Installed	Service Rehab Done	**Totals**	**Total as Percentage**
1A	Y	Y	N	Y	Y	N/A	19	8%
1B	Y	Y	N	N	N	N/A	1	0%
2A	Y	Y	Y	Y	Y	N	62	27%
2B	Y	Y	Y	Y	Y	N	14	6%
2D	Y	Y	Y	N	N	N	3	1%
3A	Y	Y	Y	Y	N	N	9	4%
4	Y	Y	N	N	N	N	33	14%
4A	N	N	N	N	N/A	N	4	2%
5	Y	N	N	N	N	N	6	3%
5A	Y	Y	N	N	N	N	15	7%
5AX	Y	Y	N	N	N	N	0	0%
5B	Y	N	N	N	N	N	18	8%
5BX	Y	N	N	N	N	N	1	0%
0	N	N	N	N	N	N	39	17%
X	-	-	-	-	-	-	4	2%
5X	-	-	-	-	-	-	1	0%
							229	100%

10% Complete

Category Description:

1A - PVC service with cleanout(may need to be sealed at the main)
1B - All PVC no Cleanout
2A - BSSRAP repair done, ready for rehab
2B - Ready for rehab
2D - BSSRAP/OHSP TV done
3A - Released to contractor for cleanout installation
4 - Inspection completed (Program application needed)
4A - Has an existing cleanout
5 - Inspections scheduled
5A - Inspection done - BSSRAP needed (qualifying defects or obstructions seen during TV)
5AX - Violation, BSSRAP needed
5B - Unable to TV
5BX - Unable to TV Violation
0 - Inspection Needed
X - Demolished
5X - Inspection done - Violation not corrected

2015 Basin I&I Ranking = 1
2016 Basin I&I Ranking = 27
2018 Basin I&I Ranking = 6
Combined pit violations found and corrected to date - 0
Storm pit violations found and corrected to date - 2

5/2/2018

DOWNERS GROVE SANITARY DISTRICT CASH BALANCES AND INVESTMENT SCHEDULE

DATE: 04/30/18

CASH BALANCES

ACCOUNT NAME	ACCOUNT NUMBER	BALANCE PER BANK STATEMENT	PREVIOUS MONTH TOTAL BALANCE PER BANK STATEMENTS	PREVIOUS MONTH MONTHLY EARNINGS CREDIT	PREVIOUS MONTH EARNINGS CREDIT PERCENTAGE
DEPOSIT	XXXXXXXXX1116	$564,705.90			
DISBURSEMENT	XXXXXXXXX1111	181,624.09			
FLEXIBLE BENEFITS	XXXXXXXXX6025	5,560.25			
PAYROLL	XXXXXXXXX1117	146,653.66			
PETTY CASH	XXXXXXXXX1112	3,701.00			
USER REFUNDS	XXXXXXXXX1114	8,597.99			
TOTAL - CASH AT BANK		$910,842.89	$1,773,666.93	$611.45	0.0345%

INVESTMENTS

TYPE	FINANCIAL INSTITUTION	TERM	MATURITY	AMOUNT	ANNUAL YIELD	GENERAL CORPORATE FUND	IMPROVEMENT FUND	CONSTRUCTION FUND	PUBLIC BENEFIT FUND	SEWER EXTENSION FUND	INTEREST EARNED AT YIELD
CD	FIRST INTERNET BANK	12 MOS	5/14/2018	$250,000.00	1.350%		$250,000.00				$3,375.00
CD	TAB BANK	12 MOS	5/23/2018	$250,000.00	1.300%		$250,000.00				$3,250.00
CD	CIT BANK	12 MOS	11/9/2018	$245,000.00	1.500%	$245,000.00					$3,675.00
CD	TRISTATE CAPITAL	12 MOS	11/9/2018	$249,990.00	1.590%		$249,990.00				$3,974.84
CD	BRIDGEVIEW BANK	12 MOS	1/15/2019	$250,000.00	1.200%	$100,000.00	$107,719.45		$35,260.73	$7,019.82	$3,000.00
TOTAL CDs				$1,244,990.00	1.388%	$345,000.00	$857,709.45	$0.00	$35,260.73	$7,019.82	$17,274.84

TYPE	FINANCIAL INSTITUTION	TERM	LAST ACTION DATE	AMOUNT	CURRENT RATE OF RETURN						ESTIMATED ANNUAL RETURN
MM	BANKFINANCIAL*	ONGOING	3/13/2013	$15,100.00	0.320%	$15,100.00					$48.32
MM	CIT BANK	ONGOING	11/9/2016	$5,000.00	0.450%	$5,000.00					$22.50
MM	LISLE SAVINGS BANK	ONGOING	9/2/2015	$1,000.00	0.300%	$1,000.00					$3.00
MM	LUANA SAVINGS BANK	ONGOING	4/2/2012	$250,000.00	1.000%	$250,000.00					$2,500.00
MM	NATIONWIDE BANK	ONGOING	10/9/2015	$50,000.00	0.300%	$50,000.00					$150.00
MM	LIMESTONE BANK fka PBI Bank	ONGOING	9/9/2013	$1,000.00	0.030%	$1,000.00					$0.30
MM	ROYAL BANK fka Park Fed Savings	ONGOING	12/4/2012	$1,000.00	0.050%	$1,000.00					$0.50
MM	STEARNS BANK	ONGOING	9/1/2015	$250,000.00	1.000%	$250,000.00					$2,500.00
MM	TRISTATE CAPITAL BANK	ONGOING	11/9/2016	$10.00	0.000%		$10.00				$0.00
MM	WEST SUBURBAN BANK	ONGOING	11/20/2012	$5,000.00	0.050%		$5,000.00				$2.50
TOTAL MM ACCOUNTS				$578,110.00	0.904%	$573,100.00	$5,010.00	$0.00	$0.00	$0.00	$5,227.12
ILLINOIS FUNDS - MONEY MARKET				$1,489,506.60	1.661%	$1,243,854.90	$245,651.70	$0.00	$0.00	$0.00	$24,740.70
SUBTOTAL - CD'S, MM AND IL FUNDS				$3,312,606.60	1.426%	$2,161,954.90	$1,108,371.15	$0.00	$35,260.73	$7,019.82	$47,242.67

TYPE	INSTALLMENT INVOICED	CLOSING DATE	AMOUNT	FIXED RATE						
VOUCHERS - SA57	10 OF 10	01/02/18	0.00	6.000%	0.00	0.00	0.00			0.00
VOUCHERS - SA58	9 OF 10	01/02/19	23,647.69	1.240%	1,322.24	22,325.45	0.00			293.23
TOTAL VOUCHERS			$23,647.69	1.240%	$1,322.24	$22,325.45	$0.00	$0.00	$0.00	$293.23
TOTAL - ALL INVESTMENTS			$3,336,254.29	1.425%	$2,163,277.14	$1,130,696.60	$0.00	$35,260.73	$7,019.82	$47,535.90

* $249,900 in a Money Market Account and $100 in a Business Checking Account

TOTAL CASH AND INVESTMENTS $4,247,097.18

Board of Trustees
Wallace D. Van Buren
President
Amy S. Kovacevic
Vice President
Paul W. Coultrap
Clerk

Downers Grove Sanitary District

General Manager
Nicholas J. Menninga

Legal Counsel
Michael G. Philipp

2710 Curtiss Street
P.O. Box 1412
Downers Grove, IL 60515-0703
Phone: 630-969-0664
Fax: 630-969-0827
www.dgsd.org

Providing a Better Environment for South Central DuPage County

Memo

To: Board of Trustees
From: Nick Menninga, General Manager
Date: May 11, 2018
Subject: Treasurer's Report for April, 2018

Attached please find the subject report that tracks income and expenses for the final month of Fiscal Year 17-18, representing the year-end totals.

Totals of expenses and income are shown on the following table:

Year-to-date	Income	Expense
General Fund	$ 8,699,075.30 (page 1)	$ 8,295,419.26 (page 6)
Improvement Fund	$ 446,878.97 (page 7)	$ 990,719.82 (page 7)
Construction Fund	$ 689,394.78 (page 8)	$ 1,002,264.65 (page 9)
Public Benefit Fund	$ 348.94 (page 10)	$ 0.00 (page 10)
TOTAL	$ 9,835,697.99	$10,288,403.73

C: BOLI, WCC, MGP

Fund number & Description	Ending Fund Balance
Fund 01 : GENERAL FUND	$2,796,510.54
Fund 02 : IMPROVEMENT FUND	$1,342,253.85
Fund 03 : CONSTRUCTION FUND	$153,270.66
Fund 05 : PUBLIC BENEFIT FUND	$35,926.33
Recap Totals	$4,327,961.38

TREASURER'S REPORT

DATE 05/10/18 MONTH ENDED 04/30/18 PAGE 1

FUND 01 GENERAL FUND

COST NUMBER	DESCRIPTION	ACTUAL CURRENT MONTH	BUDGET CURRENT MONTH	ACTUAL Y-T-D	BUDGET Y-T-D	ACTUAL-BUDGET VARIANCE	VAR %	TOTAL BUDGET
DEPT 05	REVENUES							
3000	PROPERTY TAXES	.00	0	1,144,466.94-	1,149,800-	5,333.06	.5-	1,149,800-
3001	USER RECEIPTS	241,490.05-	231,000-	3,181,524.62-	3,283,100-	101,575.38	3.1-	3,283,100-
3002	SURCHARGES	23,486.69-	25,850-	335,185.65-	310,000-	25,185.65-	8.1	310,000-
3004	PLAN REVIEW FEES	.00	0	2,481.00-	1,000-	1,481.00-	148.1	1,000-
3005	CONSTRUCTION INSPECTION FEES	.00	0	.00	500-	500.00	100.0-	500-
3006	PERMIT INSPECTION FEES	1,228.00-	1,837-	27,661.00-	22,000-	5,661.00-	25.7	22,000-
3007	INTEREST ON INVESTMENTS	2,579.07-	806-	14,561.85-	9,650-	4,911.85-	50.9	9,650-
3013	SAMPLING AND MONITORING	7,805.98-	5,413-	94,702.24-	65,000-	29,702.24-	45.7	65,000-
3014	REPLACEMENT TAXES	15,631.73-	16,100-	72,184.43-	79,800-	7,615.57	9.5-	79,800-
3015	MISCELLANEOUS INCOME	3,391.11-	2,500-	15,016.62-	30,000-	14,983.38	49.9-	30,000-
3021	TELEVISION INSPECTION	.00	0	.00	150-	150.00	100.0-	150-
3023	PROPERTY LEASE PAYMENTS	2,802.74-	2,788-	33,374.83-	33,500-	125.17	.4-	33,500-
3024	MONTHLY SERVICE FEES	294,868.52-	267,000-	3,571,581.96-	3,553,200-	18,381.96-	.5	3,553,200-
3027	GREASE WASTE	13,737.05-	13,337-	201,690.16-	160,000-	41,690.16-	26.1	160,000-
3040	RENEWABLE ENERGY CREDITS	.00	0	4,644.00-	0	4,644.00-	.0	0
	DEPT 05 TOTALS	607,020.94-	566,631-	8,699,075.30-	8,697,700-	1,375.30-	.0	8,697,700-
	FUND REVENUE TOTAL	607,020.94-	566,631-	8,699,075.30-	8,697,700-	1,375.30-	.0	8,697,700-
DEPT 11	O & M EXPENSES - ADMINISTRATION							
SECT A	SALARIES AND WAGES							
A001	TRUSTEES	.00	0	18,000.00	18,000	.00	.0	18,000
A002	BOLI	.00	0	.00	900	900.00-	100.0-	900
A003	GENERAL MANAGEMENT	16,332.36	11,154	212,437.22	257,050	44,612.78-	17.4-	257,050
A004	FINANCIAL RECORDS	6,940.72	7,714	186,692.39	179,450	7,242.39	4.0	179,450
A005	ADMINISTRATIVE RECORDS	1,329.01	2,100	40,688.19	56,100	15,411.81-	27.5-	56,100
A007	CODE ENFORCEMENT	23,039.21	11,847	328,764.29	311,700	17,064.29	5.5	311,700
A008	SAFETY ACTIVITIES	9.56	94	1,212.42	2,350	1,137.58-	48.4-	2,350
A030	BUILDING AND GROUNDS	55.70	0	1,988.18	0	1,988.18	.0	0
	SECT A TOTALS	47,706.56	32,909	789,782.69	825,550	35,767.31-	4.3-	825,550
SECT B	OPERATIONS AND MAINTENANCE							
B100	ELECTRICITY	1,554.19	250	5,091.85	4,000	1,091.85	27.3	4,000
B101	NATURAL GAS	168.25	200	1,161.30	3,000	1,838.70-	61.3-	3,000
B102	WATER, GARBAGE AND OTHER UTILITIES	.00	0	1,316.09	1,000	316.09	31.6	1,000
B110	BANK CHARGES	1,389.70	1,450	15,709.49	21,250	5,540.51-	26.1-	21,250
B112	COMMUNICATION	1,028.75	1,500	12,906.64	18,000	5,093.36-	28.3-	18,000
B115	EQUIPMENT/EQUIPMENT REPAIR	19,808.85	6,100	86,010.94	100,000	13,989.06-	14.0-	100,000
B116	SUPPLIES	361.18	650	6,811.17	7,800	988.83-	12.7-	7,800
B117	EMPLOYEE/DUTY COSTS	1,286.10	800	10,279.78	14,000	3,720.22-	26.6-	14,000
B118	BUILDING AND GROUNDS	2,236.75	0	53,583.62	22,000	31,583.62	143.6	22,000
B119	POSTAGE	14.63	1,038	6,262.07	12,500	6,237.93-	49.9-	12,500
B120	PRINTING/PHOTOGRAPHY	.00	100	7,935.12	10,400	2,464.88-	23.7-	10,400
B121	USER BILLING MATERIALS	4,881.54	6,000	60,734.99	72,000	11,265.01-	15.7-	72,000

FUND 01 GENERAL FUND

COST NUMBER	DESCRIPTION	ACTUAL CURRENT MONTH	BUDGET CURRENT MONTH	ACTUAL Y-T-D	BUDGET Y-T-D	ACTUAL-BUDGET VARIANCE	VAR %	TOTAL BUDGET
B124	CONTRACT SERVICES	6,977.51	7,075	92,765.59	84,900	7,865.59	9.3	84,900
B137	MEMBERSHIPS/SUBSCRIPTIONS	110.88	300	9,928.88	12,150	2,221.12-	18.3-	12,150
	SECT B TOTALS	39,818.33	25,463	370,497.53	383,000	12,502.47-	3.3-	383,000
	SECT C VEHICLES							
C222	GAS/FUEL	48.53	200	932.79	2,100	1,167.21-	55.6-	2,100
C225	OPERATION/REPAIR	5.15	0	333.98	1,250	916.02-	73.3-	1,250
	SECT C TOTALS	53.68	200	1,266.77	3,350	2,083.23-	62.2-	3,350
	DEPT 11 TOTALS	87,578.57	58,572	1,161,546.99	1,211,900	50,353.01-	4.2-	1,211,900
	DEPT 12 O & M EXPENSES - WWTC							
	SECT A SALARIES AND WAGES							
A009	OPERATIONS MANAGEMENT	8,389.98	512	112,052.20	21,700	90,352.20	416.4	21,700
A010	MAINTENANCE - BUDGET	.00	19,300	.00	543,150	44,436.02-	8.2-	543,150
A011	MAINTENANCE - WWTC	17,070.05	0	367,918.33	0	.00	.0	0
A012	MAINTENANCE - VEHICLES	.00	0	4,696.44	0	.00	.0	0
A013	MAINTENANCE - ENERGY RECOVERY	506.78	0	37,039.89	0	.00	.0	0
A014	MAINTENANCE - ELECTRICAL	5,299.81	0	89,059.32	0	.00	.0	0
A020	WWTC - BUDGET	.00	25,900	.00	626,900	113,051.79-	18.0-	626,900
A021	WWTC - OPERATIONS	13,100.02	0	341,295.81	0	.00	.0	0
A022	WWTC - SLUDGE HANDLING	6,834.37	0	157,908.33	0	.00	.0	0
A023	WWTC - ENERGY RECOVERY	850.33	0	14,644.07	0	.00	.0	0
A030	BUILDING AND GROUNDS	4,571.69	1,572	65,648.47	48,450	17,198.47	35.5	48,450
	SECT A TOTALS	56,623.03	47,284	1,190,262.86	1,240,200	49,937.14-	4.0-	1,240,200
	SECT B OPERATIONS AND MAINTENANCE							
B100	ELECTRICITY	39,105.25	8,050	140,576.41	96,600	43,976.41	45.5	96,600
B101	NATURAL GAS	459.66	1,000	6,819.57	12,000	5,180.43-	43.2-	12,000
B102	WATER, GARBAGE AND OTHER UTILITIES	1,483.20	600	28,602.79	32,000	3,397.21-	10.6-	32,000
B103	ODOR CONTROL	.00	300	4,590.20	8,000	3,409.80-	42.6-	8,000
B104	FUEL - GENERATORS	707.93	0	16,022.65	15,000	1,022.65	6.8	15,000
B112	COMMUNICATION	1,248.02	1,188	15,620.13	14,300	1,320.13	9.2	14,300
B113	EMERGENCY/SAFETY EQUIPMENT	1,628.71	2,037	9,537.81	24,400	14,862.19-	60.9-	24,400
B116	SUPPLIES	2,593.97	2,500	29,174.92	30,000	825.08-	2.8-	30,000
B117	EMPLOYEE/DUTY COSTS	2,639.79	1,000	22,150.88	25,000	2,849.12-	11.4-	25,000
B124	CONTRACT SERVICES	.00	0	127,218.00	127,200	18.00	.0	127,200
B130	NPDES PERMIT FEES	.00	0	53,000.00	53,000	.00	.0	53,000
B131	SLUDGE HAULING/DISPOSAL SERVICES	.00	0	20,000.00	0	20,000.00	.0	0
B400	CHEMICALS - BUDGET	.00	10,113	.00	121,400	37,030.72-	30.5-	121,400
B401	CHEMICALS - DISINFECTION	.00	0	36,712.71	0	.00	.0	0
B402	CHEMICALS - SLUDGE DEWATERING	2,943.00	0	22,976.67	0	.00	.0	0
B403	CHEMICALS - TERTIARY TREATMENT	.00	0	6,256.15	0	.00	.0	0
B404	CHEMICALS - OTHER	.00	0	18,423.75	0	.00	.0	0
B501	EQPT/EQPT REPAIR - BIOSOLIDS AGING & DISPOS	4,596.50	5,150	173,545.74	201,833	28,287.26-	14.0-	201,833

FUND 01 GENERAL FUND

COST NUMBER	DESCRIPTION	ACTUAL CURRENT MONTH	BUDGET CURRENT MONTH	ACTUAL Y-T-D	BUDGET Y-T-D	ACTUAL-BUDGET VARIANCE	VAR %	TOTAL BUDGET
B502	EQPT/EQPT REPAIR - DISINFECTION	.00	2,703	21,165.53	32,414	11,248.47-	34.7-	32,414
B503	EQPT/EQPT REPAIR - EXCESS FLOW	.00	710	1,739.83	8,487	6,747.17-	79.5-	8,487
B504	EQPT/EQPT REPAIR - GRIT REMOVAL	443.06	2,060	6,144.69	24,731	18,586.31-	75.2-	24,731
B505	EQPT/EQPT REPAIR - INFLUENT PUMPING	.00	3,984	17,949.19	47,742	29,792.81-	62.4-	47,742
B506	EQPT/EQPT REPAIR - PRIMARY TREATMENT	15,729.51	4,222	25,438.90	50,719	25,280.10-	49.8-	50,719
B507	EQPT/EQPT REPAIR - SECONDARY TREATMENT	4,202.89	7,117	57,975.41	85,371	27,395.59-	32.1-	85,371
B508	EQPT/EQPT REPAIR - SLUDGE CONCENTRATION	1,094.25	268	4,829.80	3,183	1,646.80	51.7	3,183
B509	EQPT/EQPT REPAIR - SLUDGE DEWATERING	935.32	3,268	33,036.14	39,249	6,212.86-	15.8-	39,249
B510	EQPT/EQPT REPAIR - SLUDGE DIGESTION	9,300.08	6,915	24,180.73	83,046	58,865.27-	70.9-	83,046
B511	EQPT/EQPT REPAIR - TERTIARY TREATMENT	.00	2,299	2,316.41	27,566	25,249.59-	91.6-	27,566
B512	EQPT/EQPT REPAIR - WWTC GENERAL	463.06	3,501	32,572.20	41,979	9,406.80-	22.4-	41,979
B513	EQPT/EQPT REPAIR - WWTC UTILITIES	9,190.50	79,935	362,391.57	403,080	40,688.43-	10.1-	403,080
B801	BLDG AND GROUNDS - BIOSOLIDS AGING & DISPOS	299.98	413	1,471.98	5,000	3,528.02-	70.6-	5,000
B802	BLDG AND GROUNDS - DISINFECTION	.00	47	.00	531	531.00-	100.0-	531
B803	BLDG AND GROUNDS - EXCESS FLOW	.00	294	1,185.40	3,561	2,375.60-	66.7-	3,561
B804	BLDG AND GROUNDS - GRIT REMOVAL	.00	93	1,285.62	1,061	224.62	21.2	1,061
B805	BLDG AND GROUNDS - INFLUENT PUMPING	713.00	710	6,252.89	8,487	2,234.11-	26.3-	8,487
B806	BLDG AND GROUNDS - PRIMARY TREATMENT	.00	535	.00	6,365	6,365.00-	100.0-	6,365
B807	BLDG AND GROUNDS - SECONDARY TREATMENT	3,826.00	1,131	3,826.00	13,561	9,735.00-	71.8-	13,561
B809	BLDG AND GROUNDS - SLUDGE DEWATERING	4,595.44	419	7,005.38	5,061	1,944.38	38.4	5,061
B810	BLDG AND GROUNDS - SLUDGE DIGESTION	939.10	4,140	7,250.22	49,713	42,462.78-	85.4-	49,713
B811	BLDG AND GROUNDS - TERTIARY TREATMENT	14,248.32	443	14,437.12	5,305	9,132.12	172.1	5,305
B812	BLDG AND GROUNDS - WWTC GENERAL	15,786.60	13,215	150,677.17	158,613	7,935.83-	5.0-	158,613
B813	BLDG AND GROUNDS - WWTC UTILITIES	.00	553	7,308.31	6,592	716.31	10.9	6,592
	SECT B TOTALS	139,173.14	170,913	1,521,668.87	1,872,150	350,481.13-	18.7-	1,872,150
	SECT C VEHICLES							
C222	GAS/FUEL	1,334.12	2,913	18,255.25	35,000	16,744.75-	47.8-	35,000
C225	OPERATION/REPAIR	3,014.22	500	9,910.88	6,000	3,910.88	65.2	6,000
C226	VEHICLE PURCHASES	.00	0	4,851.00	15,000	10,149.00-	67.7-	15,000
	SECT C TOTALS	4,348.34	3,413	33,017.13	56,000	22,982.87-	41.0-	56,000
	DEPT 12 TOTALS	200,144.51	221,610	2,744,948.86	3,168,350	423,401.14-	13.4-	3,168,350
	DEPT 13 O & M EXPENSES - LABORATORY							
	SECT A SALARIES AND WAGES							
A009	OPERATIONS MANAGEMENT	5,521.95	3,200	54,228.41	58,800	4,571.59-	7.8-	58,800
A040	LABORATORY - BUDGET	.00	3,930	.00	157,100	593.78-	.4-	157,100
A041	LAB - WWTC	4,544.59	0	130,188.28	0	.00	.0	0
A042	LAB - PRETREATMENT	1,228.24	0	14,709.55	0	.00	.0	0
A043	LAB - SURCHARGE PROGRAM	80.00	0	3,552.44	0	.00	.0	0
A044	LAB - BOD	39.80	0	445.91	0	.00	.0	0
A045	LAB - SOLIDS	.00	0	569.36	0	.00	.0	0
A046	LAB - AMMONIA	.00	0	713.96	0	.00	.0	0
A047	LAB - MICRO	.00	0	118.18	0	.00	.0	0
A048	LAB - ENERGY RECOVERY	259.63	0	6,208.54	0	.00	.0	0
	SECT A TOTALS	11,674.21	7,130	210,734.63	215,900	5,165.37-	2.4-	215,900

FUND 01 GENERAL FUND

COST NUMBER	DESCRIPTION	ACTUAL CURRENT MONTH	BUDGET CURRENT MONTH	ACTUAL Y-T-D	BUDGET Y-T-D	ACTUAL-BUDGET VARIANCE	VAR %	TOTAL BUDGET
SECT B	OPERATIONS AND MAINTENANCE							
B114	CHEMICALS	1,238.02	1,375	9,565.81	16,500	6,934.19-	42.0-	16,500
B115	EQUIPMENT/EQUIPMENT REPAIR	84.67	2,413	29,947.70	29,000	947.70	3.3	29,000
B116	SUPPLIES	1,599.10	1,657	11,720.79	19,950	8,229.21-	41.3-	19,950
B117	EMPLOYEE/DUTY COSTS	196.56	462	2,498.34	5,500	3,001.66-	54.6-	5,500
B122	MONITORING EQUIPMENT	377.00	0	377.00	4,000	3,623.00-	90.6-	4,000
B123	OUTSIDE LAB SERVICES	1,913.16	1,519	13,343.91	18,250	4,906.09-	26.9-	18,250
	SECT B TOTALS	5,408.51	7,426	67,453.55	93,200	25,746.45-	27.6-	93,200
SECT C	VEHICLES							
C222	GAS/FUEL	24.97	87	391.77	1,000	608.23-	60.8-	1,000
C225	OPERATION/REPAIR	20.60	50	95.50	200	104.50-	52.3-	200
	SECT C TOTALS	45.57	137	487.27	1,200	712.73-	59.4-	1,200
	DEPT 13 TOTALS	17,128.29	14,693	278,675.45	310,300	31,624.55-	10.2-	310,300
DEPT 14	O & M EXPENSES - SEWER SYSTEM							
SECT A	SALARIES AND WAGES							
A050	SEWER MAINTENANCE - BUDGET	.00	7,700	.00	146,900	14,671.41	10.0	146,900
A051	SEWER MAINTENANCE	5,705.40	0	142,160.18	0	.00	.0	0
A054	SEWER MAINTENANCE - BACKUPS AND HIGH FLOWS	242.82	0	19,411.23	0	.00	.0	0
A060	INSPECTION - BUDGET	.00	9,390	.00	284,000	12,277.30-	4.3-	284,000
A061	INSPECTION - NEW CONSTRUCTION	99.54	0	2,098.65	0	.00	.0	0
A062	INSPECTION - CONSTRUCTION OF DGSD PROJECTS	4,229.84	0	64,842.57	0	.00	.0	0
A063	INSPECTION - PERMIT INSPECTIONS	863.77	0	22,142.00	0	.00	.0	0
A064	INSPECTION - MISCELLANEOUS	2,344.80	0	86,460.89	0	.00	.0	0
A065	INSPECTION - CONSTR BY VILLAGES, UTILITIES	2,248.44	0	70,123.94	0	.00	.0	0
A066	INSPECTION - CODE ENFORCEMENT	553.10	0	26,054.65	0	.00	.0	0
A070	SEWER INVESTIGATIONS - BUDGET	.00	477	.00	10,800	204.69-	1.9-	10,800
A072	SEWER INVESTIGATIONS	795.44	0	10,595.31	0	.00	.0	0
	SECT A TOTALS	17,083.15	17,567	443,889.42	441,700	2,189.42	.5	441,700
SECT B	OPERATIONS AND MAINTENANCE							
B112	COMMUNICATION	628.11	875	8,534.02	10,500	1,965.98-	18.7-	10,500
B113	EMERGENCY/SAFETY EQUIPMENT	.00	369	4,696.98	4,450	246.98	5.6	4,450
B115	EQUIPMENT/EQUIPMENT REPAIR	598.23	5,656	73,190.54	67,850	5,340.54	7.9	67,850
B116	SUPPLIES	64.05	500	4,892.96	6,000	1,107.04-	18.5-	6,000
B117	EMPLOYEE/DUTY COSTS	543.00	1,400	9,950.96	13,000	3,049.04-	23.5-	13,000
B124	CONTRACT SERVICES	596.59	11,012	71,092.91	132,100	61,007.09-	46.2-	132,100
B127	JULIE SYSTEM	4,204.09	1,085	17,385.80	13,000	4,385.80	33.7	13,000
B128	OVERHEAD SEWER/BACKFLOW PREVENTION PROGRAM	3,860.00	0	11,080.00	15,000	3,920.00-	26.1-	15,000
B129	REIMBURSEMENT PROGRAM/PUBLIC SEWER BLOCKAGE	1,651.55	0	3,231.55	12,000	8,768.45-	73.1-	12,000
B900	SEWER SYSTEM REPAIRS - BUDGET	.00	312,363	.00	1,799,000	88,222.05	4.9	1,799,000
B901	SEWER SYSTEM REPAIRS - I/I PROGRAM	50.00	0	7,713.00	0	.00	.0	0
B902	SEWER SYSTEM REPAIRS - REPLACEMENT	11,279.75	0	329,341.00	0	.00	.0	0

FUND 01 GENERAL FUND

COST NUMBER	DESCRIPTION	ACTUAL CURRENT MONTH	BUDGET CURRENT MONTH	ACTUAL Y-T-D	BUDGET Y-T-D	ACTUAL-BUDGET VARIANCE	VAR %	TOTAL BUDGET
B903	SEWER SYSTEM REPAIRS - REHABILITATION	214,948.16	0	612,655.83	0	.00	.0	0
B910	SEWER SYSTEM REPAIRS - BSSRAP PROGRAM	86,949.83	0	751,720.90	0	.00	.0	0
B911	SEWER SYSTEM REPAIRS - BSSRAP - TARGET I/I	.00	0	1,525.00	0	.00	.0	0
B913	SEWER SYSTEM REPAIRS - BSSRAP-REPAIR/REPL/R	.00	0	2,675.14	0	.00	.0	0
B929	ARRA LOAN PRINCIPAL REPAYMENT	90,795.59	0	181,591.18	0	.00	.0	0
	SECT B TOTALS	416,168.95	333,260	2,091,277.77	2,072,900	18,377.77	.9	2,072,900
	SECT C VEHICLES							
C222	GAS/FUEL	1,354.31	2,212	14,490.14	26,500	12,009.86-	45.3-	26,500
C225	OPERATION/REPAIR	474.49	438	10,189.31	5,300	4,889.31	92.3	5,300
C226	VEHICLE PURCHASES	.00	0	36,241.62	25,000	11,241.62	45.0	25,000
	SECT C TOTALS	1,828.80	2,650	60,921.07	56,800	4,121.07	7.3	56,800
	DEPT 14 TOTALS	435,080.90	353,477	2,596,088.26	2,571,400	24,688.26	1.0	2,571,400
	DEPT 15 O & M EXPENSES - LIFT STATIONS							
	SECT A SALARIES AND WAGES							
A009	OPERATIONS MANAGEMENT	1,601.28	16	5,734.48	400	5,334.48	1,333.6	400
A030	BUILDING AND GROUNDS	.00	0	1,943.37	0	1,943.37	.0	0
A080	LIFT STATION MAINTENANCE	2,684.70	2,950	73,740.17	62,250	11,490.17	18.5	62,250
	SECT A TOTALS	4,285.98	2,966	81,418.02	62,650	18,768.02	30.0	62,650
	SECT B OPERATIONS AND MAINTENANCE							
B100	ELECTRICITY	14,201.05	8,800	109,875.00	110,000	125.00-	.1-	110,000
B104	FUEL - GENERATORS	.00	0	3,336.79	6,000	2,663.21-	44.4-	6,000
B112	COMMUNICATION	356.01	437	4,039.67	5,200	1,160.33-	22.3-	5,200
B113	EMERGENCY/SAFETY EQUIPMENT	.00	0	73.62	250	176.38-	70.6-	250
B116	SUPPLIES	111.09	30	386.77	300	86.77	28.9	300
B520	EQPT/EQPT REPAIR - BUTTERFIELD	.00	181	2,228.04	2,205	23.04	1.0	2,205
B521	EQPT/EQPT REPAIR - CENTEX	639.83	165	2,464.26	2,024	440.26	21.8	2,024
B522	EQPT/EQPT REPAIR - COLLEGE	.00	3,353	3,044.01	40,280	37,235.99-	92.4-	40,280
B523	EQPT/EQPT REPAIR - EARLSTON	.00	377	6,931.00	4,524	2,407.00	53.2	4,524
B524	EQPT/EQPT REPAIR - HOBSON	1,082.58	751	33,811.24	9,001	24,810.24	275.6	9,001
B525	EQPT/EQPT REPAIR - LIBERTY PARK	.00	454	1,161.80	5,404	4,242.20-	78.5-	5,404
B526	EQPT/EQPT REPAIR - NORTHWEST	.00	514	3,821.49	6,168	2,346.51-	38.0-	6,168
B527	EQPT/EQPT REPAIR - VENARD	.00	436	4,586.28	5,287	700.72-	13.3-	5,287
B528	EQPT/EQPT REPAIR - WROBLE	.00	352	19,053.04	4,257	14,796.04	347.6	4,257
B529	EQPT/EQPT REPAIR - LIFT STATIONS GENERAL	3,715.96	3,207	16,194.82	38,550	22,355.18-	58.0-	38,550
B820	BLDG AND GROUNDS - BUTTERFIELD	.00	212	1,111.39	2,500	1,388.61-	55.5-	2,500
B821	BLDG AND GROUNDS - CENTEX	.00	0	1,194.00	0	1,194.00	.0	0
B823	BLDG AND GROUNDS - EARLSTON	.00	413	4,925.27	5,000	74.73-	1.5-	5,000
B824	BLDG AND GROUNDS - HOBSON	269.03	0	44,074.03	0	44,074.03	.0	0
B825	BLDG AND GROUNDS - LIBERTY PARK	.00	0	1,088.00	0	1,088.00	.0	0
B826	BLDG AND GROUNDS - NORTHWEST	800.00	0	3,812.50	0	3,812.50	.0	0
B827	BLDG AND GROUNDS - VENARD	.00	0	1,974.00	0	1,974.00	.0	0

FUND 01 GENERAL FUND

COST NUMBER	DESCRIPTION	ACTUAL CURRENT MONTH	BUDGET CURRENT MONTH	ACTUAL Y-T-D	BUDGET Y-T-D	ACTUAL-BUDGET VARIANCE	VAR %	TOTAL BUDGET
B828	BLDG AND GROUNDS - WROBLE	.00	212	1,167.94	2,500	1,332.06-	53.3-	2,500
B829	BLDG AND GROUNDS - LIFT STATIONS GENERAL	.00	1,325	2,310.00	15,900	13,590.00-	85.5-	15,900
	SECT B TOTALS	21,175.55	21,219	272,664.96	265,350	7,314.96	2.8	265,350
	DEPT 15 TOTALS	25,461.53	24,185	354,082.98	328,000	26,082.98	8.0	328,000

DEPT 17 O & M EXPENSES - INSURANCE & EMPLOYEE BENEFITS

SECT E INSURANCE AND EMPLOYEE BENEFITS

E452	LIABILITY/PROPERTY	906.00-	9,900	182,778.61	218,200	35,421.39-	16.2-	218,200
E455	EMPLOYEE GROUP HEALTH	43,577.52	38,588	456,818.37	463,100	6,281.63-	1.4-	463,100
E460	IMRF	35,492.36	23,101	311,453.62	315,300	3,846.38-	1.2-	315,300
E461	SOCIAL SECURITY	16,677.75	16,850	209,026.12	209,650	623.88-	.3-	209,650
	SECT E TOTALS	94,841.63	88,439	1,160,076.72	1,206,250	46,173.28-	3.8-	1,206,250
	DEPT 17 TOTALS	94,841.63	88,439	1,160,076.72	1,206,250	46,173.28-	3.8-	1,206,250
	FUND EXPENSE TOTAL	860,235.43	760,976	8,295,419.26	8,796,200	500,780.74-	5.7-	8,796,200
	FUND 01 TOTALS	253,214.49	194,345	403,656.04-	98,500	502,156.04-	509.8-	98,500

FUND 02 IMPROVEMENT FUND

NUMBER	DESCRIPTION	COST	ACTUAL CURRENT MONTH	BUDGET CURRENT MONTH	ACTUAL Y-T-D	BUDGET Y-T-D	TOTAL BUDGET
DEPT 05	REVENUES						
3007	INTEREST ON INVESTMENTS		1,413.06-	631-	14,182.81-	7,550-	7,550-
3010	TRUNK SEWER SERVICE CHARGES		.00	7,500-	107,476.16-	90,000-	90,000-
3019	LATERAL SEWER CHARGE		.00	0	8,020.00-	0	0
3030	ANNUAL REPAYMENTS		.00	167,400-	317,200.00-	167,400-	167,400-
	DEPT 05 TOTALS		1,413.06-	175,531-	446,878.97-	264,950-	264,950-
DEPT 30	CAPITAL EXP - ARRA - LOAN REPAYMENTS						
0500	PROJECT BUDGET		.00	46,600	.00	93,200	93,200
0515	PAYMENT ON LOAN PRINCIPAL		46,595.52	0	93,191.04	0	0
	DEPT 30 TOTALS		46,595.52	46,600	93,191.04	93,200	93,200
DEPT 36	CAPITAL EXP - LIBERTY PARK LIFT STATION UPGRADE						
0500	PROJECT BUDGET		.00	0	.00	0	900,000
0502	DESIGN ENGINEERING/ARCHITECTURAL		.00	0	34,612.21	0	0
0504	CONSTRUCTION ADMIN/RESIDENT ENG/ARCH SUPRVI		20,836.69	0	47,982.08	0	0
0506	CONSTRUCTION CONTRACTS AND PURCHASES		142,762.05	0	811,771.99	0	0
	DEPT 36 TOTALS		163,598.74	0	894,366.28	0	900,000
DEPT 74	CAPITAL EXP - SEWER - UNSEWERED AREAS						
0500	PROJECT BUDGET		.00	0	.00	7,500	7,500
0501	REPORT ENGINEERING/ARCHITECTURAL		2,817.50	0	3,162.50	0	0
	DEPT 74 TOTALS		2,817.50	0	3,162.50	7,500	7,500
	FUND EXPENSE TOTAL		213,011.76	46,600	990,719.82	100,700	1,000,700
	FUND 02 TOTALS		211,598.70	128,931-	543,840.85	164,250-	735,750

FUND 03 CONSTRUCTION FUND

COST NUMBER	DESCRIPTION	ACTUAL CURRENT MONTH	BUDGET CURRENT MONTH	ACTUAL Y-T-D	BUDGET Y-T-D	TOTAL BUDGET
DEPT 05	REVENUES					
3007	INTEREST ON INVESTMENTS	324.03-	25-	324.03-	300-	300-
3009	SEWER PERMIT FEES	4,200.00-	20,837-	296,606.50-	175,000-	175,000-
3030	ANNUAL REPAYMENTS	.00	0	194,588.00-	194,600-	194,600-
3093	GRANT FUNDING	.00	0	197,876.25-	197,900-	197,900-
DEPT 05	TOTALS	4,524.03-	20,862-	689,394.78-	567,800-	567,800-
DEPT 30	CAPITAL EXP - ARRA - LOAN REPAYMENTS					
0500	PROJECT BUDGET	.00	14,450	.00	28,900	28,900
0515	PAYMENT ON LOAN PRINCIPAL	14,403.64	0	28,807.28	0	0
DEPT 30	TOTALS	14,403.64	14,450	28,807.28	28,900	28,900
DEPT 31	CAPITAL EXP - WWTC - CHP BIOGAS					
DEPT 31	TOTALS	.00	0	.00	0	0
DEPT 32	CAPITAL EXP - WWTC - SECOND TURBOBLOWER					
DEPT 32	TOTALS	.00	0	.00	0	0
DEPT 33	CAPITAL EXP - WWTC - DIGESTER MIXING/GAS PIPING					
DEPT 33	TOTALS	.00	0	.00	0	0
DEPT 34	CAPITAL EXP - WWTC - GREASE WASTE DELIVERY RAMP					
DEPT 34	TOTALS	.00	0	.00	0	0
DEPT 35	CAPITAL EXP - WWTC - CHP BIOGAS PHASE 2					
0500	PROJECT BUDGET	.00	0	.00	0	375,000
0504	CONSTRUCTION ADMIN/RESIDENT ENG/ARCH SUPRVI	.00	0	28,676.97	0	0
0506	CONSTRUCTION CONTRACTS AND PURCHASES	.00	0	350,097.93	0	0
DEPT 35	TOTALS	.00	0	378,774.90	0	375,000
DEPT 37	CAPITAL EXP - WWTC - GREASE RECEIVING STATN NO2					
0500	PROJECT BUDGET	.00	0	.00	0	625,000
0502	DESIGN ENGINEERING/ARCHITECTURAL	.00	0	39,551.99	0	0
0504	CONSTRUCTION ADMIN/RESIDENT ENG/ARCH SUPRVI	.00	0	46,541.31	0	0
0506	CONSTRUCTION CONTRACTS AND PURCHASES	.00	0	508,589.17	0	0
DEPT 37	TOTALS	.00	0	594,682.47	0	625,000

FUND 03 CONSTRUCTION FUND

NUMBER	COST DESCRIPTION	ACTUAL CURRENT MONTH	BUDGET CURRENT MONTH	ACTUAL Y-T-D	BUDGET Y-T-D	TOTAL BUDGET
DEPT 38	CAPITAL EXP - WWTC - PROPERTY ACQUISITION					
	DEPT 38 TOTALS	.00	0	.00	0	0
DEPT 39	CAPITAL EXP - WWTC - GRIT BLOWER REPLACEMENT					
	DEPT 39 TOTALS	.00	0	.00	0	0
DEPT 40	CAPITAL EXP - WWTC - LOAN REPAYMENT					
	DEPT 40 TOTALS	.00	0	.00	0	0
	FUND EXPENSE TOTAL	14,403.64	14,450	1,002,264.65	28,900	1,028,900
	FUND 03 TOTALS	9,879.61	6,412-	312,869.87	538,900-	461,100

FUND 05 PUBLIC BENEFIT FUND

COST NUMBER	DESCRIPTION	ACTUAL CURRENT MONTH	BUDGET CURRENT MONTH	ACTUAL Y-T-D	BUDGET Y-T-D	TOTAL BUDGET
DEPT 05	REVENUES					
3007	INTEREST ON INVESTMENTS	35.93-	13-	348.94-	200-	200-
	DEPT 05 TOTALS	35.93-	13-	348.94-	200-	200-
DEPT 59	CAPITAL EXP - SEWER - SEWER EXTENSIONS					
	DEPT 59 TOTALS	.00	0	.00	0	0
DEPT 65	CAPITAL EXP - SEWER - REIMB FOR ADDED DEPTH					
	DEPT 65 TOTALS	.00	0	.00	0	0
	FUND EXPENSE TOTAL	.00	0	.00	0	0
	FUND 05 TOTALS	35.93-	13-	348.94-	200-	200-

FUND 54 SPECIAL ASSESSMENT NO. 54

NUMBER	DESCRIPTION	COST	ACTUAL CURRENT MONTH	BUDGET CURRENT MONTH	ACTUAL Y-T-D	BUDGET Y-T-D	TOTAL BUDGET
DEPT 05	REVENUES						
3008	INTEREST ON ASSESSMENTS		.00	0	4.88-	0	0
	DEPT 05 TOTALS		.00	0	4.88-	0	0
DEPT 91	SA EXPENSE						
	DEPT 91 TOTALS		.00	0	.00	0	0
	FUND EXPENSE TOTAL		.00	0	.00	0	0
	FUND 54 TOTALS		.00	0	4.88-	0	0

FUND 55 SPECIAL ASSESSMENT NO. 55

NUMBER	DESCRIPTION	COST	ACTUAL CURRENT MONTH	BUDGET CURRENT MONTH	ACTUAL Y-T-D	BUDGET Y-T-D	TOTAL BUDGET
DEPT 05	REVENUES						
3008	INTEREST ON ASSESSMENTS		.00	0	189.67-	0	0
	DEPT 05 TOTALS		.00	0	189.67-	0	0
DEPT 91	SA EXPENSE						
	DEPT 91 TOTALS		.00	0	.00	0	0
	FUND EXPENSE TOTAL		.00	0	.00	0	0
	FUND 55 TOTALS		.00	0	189.67-	0	0

FUND 56 SPECIAL ASSESSMENT NO. 56

NUMBER	DESCRIPTION	COST	ACTUAL CURRENT MONTH	BUDGET CURRENT MONTH	ACTUAL Y-T-D	BUDGET Y-T-D	TOTAL BUDGET
DEPT 05	REVENUES						
3008	INTEREST ON ASSESSMENTS		.00	0	753.81-	0	0
	DEPT 05 TOTALS		.00	0	753.81-	0	0
DEPT 91	SA EXPENSE						
	DEPT 91 TOTALS		.00	0	.00	0	0
	FUND EXPENSE TOTAL		.00	0	.00	0	0
	FUND 56 TOTALS		.00	0	753.81-	0	0

FUND 57 SPECIAL ASSESSMENT NO. 57

NUMBER	DESCRIPTION	COST	ACTUAL CURRENT MONTH	BUDGET CURRENT MONTH	ACTUAL Y-T-D	BUDGET Y-T-D	TOTAL BUDGET
DEPT 05	REVENUES						
3008	INTEREST ON ASSESSMENTS		151.78-	0	475.45-	0	0
	DEPT 05 TOTALS		151.78-	0	475.45-	0	0
DEPT 91	SA EXPENSE						
0509	INTEREST PAID		414.41	0	414.41	0	0
	DEPT 91 TOTALS		414.41	0	414.41	0	0
	FUND EXPENSE TOTAL		414.41	0	414.41	0	0
	FUND 57 TOTALS		262.63	0	61.04-	0	0

FUND 58 SPECIAL ASSESSMENT NO. 58

COST NUMBER	DESCRIPTION	ACTUAL CURRENT MONTH	BUDGET CURRENT MONTH	ACTUAL Y-T-D	BUDGET Y-T-D	TOTAL BUDGET
DEPT 05	REVENUES					
3008	INTEREST ON ASSESSMENTS	58.23	0	780.51-	0	0
	DEPT 05 TOTALS	58.23	0	780.51-	0	0
DEPT 91	SA EXPENSE					
	DEPT 91 TOTALS	.00	0	.00	0	0
	FUND EXPENSE TOTAL	.00	0	.00	0	0
	FUND 58 TOTALS	58.23	0	780.51-	0	0

FUND 71 SEWER EXTENSIONS ESCROW

NUMBER	DESCRIPTION	COST	ACTUAL CURRENT MONTH	BUDGET CURRENT MONTH	ACTUAL Y-T-D	BUDGET Y-T-D	TOTAL BUDGET
DEPT 05	REVENUES						
3007	INTEREST ON INVESTMENTS		7.13-	0	69.24-	0	0
	DEPT 05 TOTALS		7.13-	0	69.24-	0	0
DEPT 92	SEWER EXPENSE						
	DEPT 92 TOTALS		.00	0	.00	0	0
	FUND EXPENSE TOTAL		.00	0	.00	0	0
	FUND 71 TOTALS		7.13-	0	69.24-	0	0

GENERAL MANAGER'S REPORT TO EMPLOYEES **April 27, 2018**

Employee Function

The Tivoli Bowl bowling/pizza party on April 26 was very well attended by 19 employees and 22 guests.

Group Health Insurance

Amy Abell of GCG Financial, Inc. will be available on Monday, May 7 from 9:00 a.m. – 11:00 a.m. in the MSB Lunchroom for any employees that may have questions regarding the current open enrollment for the District's Flexible Compensation Plan and Group Health Insurance Plan.

Newsletter

The annual newsletter was presented to the Board on April 17. The newsletter was approved and will be mailed with sewer bills during May, June and July. A copy of the newsletter is enclosed.

Reminder as to Change in Status

A reminder to all employees that they should notify Clay/Carly as to any changes in status that could impact their employee benefits including health and life insurance, flexible benefits, retirement, etc. Examples of changes in status are as follows: changes in marital status, additions or deletions of dependents, address or phone number changes or any changes to your emergency contact information.

DuPage County River Sweep

DuPage County River Sweep 2018 is scheduled for Saturday, May 19 from 9:00 a.m. to noon. River Sweep is a county-wide stream clean-up conducted on an annual basis. The purpose of River Sweep is to encourage citizens and volunteer groups to help "sweep our rivers clean" by picking up debris in and along our waterways. Please let Clay or Alyssa know if you would like to join us for this important volunteer effort. Your family members are also welcome. The sign-up list for this event will be posted next week.

TopHealth

The May issue of TopHealth is enclosed.

Sewer Rehabilitation/Infiltration and Inflow Removal

We are targeting the 1-K-028 area for private property inspections and I/I removal. We are also monitoring the area around the 1-M-049 manhole to evaluate flows in the vicinity and the recent installation of a bolt-down cover at 1-M-049. Regular flow monitoring continues.

Status of Projects

1) Liberty Park Lift Station Upgrades

The project includes improvements to this lift station to make it into a triplex submersible lift station with a new valve vault, similar to the recent Venard Lift Station Upgrade. Bolder Construction has made the final tie-ins and has started operation of the station. Monitoring and control programming through SCADA is ongoing. Restoration is ongoing.

2) Westmont Alley Sewer Replacement

Baxter & Woodman has completed design work to conduct additional alley sewer replacement work in the 1-K-028 drainage area, in the vicinity of Lincoln St and Grant St between Naperville Rd and Burlington Ave. The project is currently out for bid.

3) 001 Outfall Pipe Repair

Baxter & Woodman has started survey and geotechnical work to design the repairs needed for the sagged section of the outfall pipe that carries effluent flow to the East Branch of the DuPage River. We are currently awaiting permitting from BNSFRR to take soil borings in the vicinity.

GENERAL MANAGER'S REPORT TO EMPLOYEES **May 11, 2018**

WWTC Operations Data – April

The DMR for April indicates that the final effluent averaged 1.2 mg/l CBOD, 1.2 mg/l suspended solids and 0.73 mg/l ammonia nitrogen over a daily average flow of 11.70 MGD. There were no permit excursions in April.

Sewer Permits – April

There were 19 sewer permits issued in April – 4 single family, 2 commercials, 2 repairs and 11 disconnections.

Financial Data – April

In April, the District received $607,021 in the General fund, including $241,490 in user charges, $24,487 in surcharges and $294,869 in monthly fees. General fund expenses totaled $860,235. The Improvement fund had revenues of $1,413 and expenses of $213,012. The Construction fund had revenues of $4,524 and expenses of $14,403.

DuPage County River Sweep

DuPage County River Sweep 2018 is scheduled for Saturday, May 19 from 9:00 a.m. to noon. River Sweep is a county-wide stream clean-up conducted on an annual basis. The purpose of River Sweep is to encourage citizens and volunteer groups to help "sweep our rivers clean" by picking up debris in and along our waterways. We have twelve attendees signed up for this event and will be coordinating with another group like last year.

Group Health Insurance and Flexible Savings Arrangement

Please note that Amy Abell is still generally available to answer any questions you may have regarding either the group health and flex open enrollment. Please turn in any paperwork to Clay if you have not done so already.

Sewer Rehabilitation/Infiltration and Inflow Removal

We are targeting the 1-K-028 area for private property inspections and I/I removal. We are also monitoring the area around the 1-M-049 manhole to evaluate flows in the vicinity and the recent installation of a bolt-down cover at 1-M-049. Regular flow monitoring continues.

Status of Projects

1) Liberty Park Lift Station Upgrades

   The project includes improvements to this lift station to make it into a triplex submersible lift station with a new valve vault, similar to the recent Venard Lift Station Upgrade. Bolder Construction has made the final tie-ins and has started operation of the station. Monitoring and control programming through SCADA is ongoing. Restoration is ongoing.

2) Westmont Alley Sewer Replacement

The project consists of alley sewer replacement work in the 1-K-028 drainage area, in the vicinity of Lincoln St and Grant St between Naperville Rd and Burlington Ave. Project bids were opened on May 8, with Uno Construction submitting the apparent low bid for the work. We are bringing the contract award approval recommendation to the Board at the regular May meeting on the 15th.

3) 001 Outfall Pipe Repair

Baxter & Woodman has started survey and geotechnical work to design the repairs needed for the sagged section of the outfall pipe that carries effluent flow to the East Branch of the DuPage River. We are currently awaiting permitting from BNSFRR to take soil borings in the vicinity.